WORKBOOK 2026



BPM LIGHTING

© BPM Iluminación, S.L., 2026

ALL RIGHTS RESERVED.
No part of this publication may be reproduced, stored in a retrieval system or transmitted in any form or by any means — electronic, mechanical, photocopying, recording or otherwise — without the prior written permission of BPM Iluminación, S.L.
BPM Lighting reserves the right to modify technical specifications, finishes and product features without prior notice.

TODOS LOS DERECHOS RESERVADOS.
Ninguna parte de esta publicación puede ser reproducida, almacenada o transmitida en cualquier forma o por cualquier medio, ya sea electrónico, mecánico, fotocopia, grabación o cualquier otro, sin el consentimiento previo y por escrito de BPM Iluminación, S.L.
BPM Lighting se reserva el derecho de modificar especificaciones técnicas, acabados y características de los productos sin previo aviso.

Design and Creative Direction: BPM Lighting
Published by: BPM Iluminación, S.L.

Diseño y dirección creativa: BPM Lighting
Edición: BPM Iluminación, S.L.

Printed by: DPrint
Printed in Spain · Made in Spain

Impresión: DPrint
Impreso en España · Made in Spain

BPMLighting®

Avda. de Valencia 52
03770 El Verger
Alicante, Spain

Tel. +34 **965 781 218**
info@bpmlighting.com
www.bpmlighting.com

GENERAL INDEX

















42 | LUMINAIRES
160 | LINEAR SYSTEMS
260 | SPOTLIGHTS
372 | DECORATIVE
402 | WALL LIGHTS
420 | ACOUSTIC
456 | OUTDOOR
466 | CRISMOSIL
558 | TECHINCAL INFO

ALBERTA FAMILY

PENDANT | SURFACE | RECESSED WITH FRAME | TRIMLESS | TRACKLIGHT | WALL SURFACE

NEW **ALBERTA SOFT CONNECT**
REF. 141
PAG. 48

NEW **ALBERTA SLIGHT CONNECT**
REF. 126
PAG. 52

NEW **ALBERTA SOFT STONE**
REF. 144
PAG. 56

NEW **ALBERTA SOFT LOOP**
REF. 142
PAG. 60

NEW **ALBERTA INSIDE HAT**
REF. 123
PAG. 64

ALBERTA SLIGHT ECCENTRIC
REF. 127
PAG. 68

NEW **ALBERTA SOFT OUTSIDE**
REF. 143
PAG. 72

NEW **ALBERTA OUTSIDE**
REF. 124
PAG. 76

ALBERTA INSIDE
REF. 122
PAG. 80

ALBERTA DUE
REF. 121
PAG. 84

ALBERTA SOFT
REF. 140
PAG. 88

ALBERTA SLIGHT
REF. 125
PAG. 92

ALBERTA
REF. 120
PAG. 96

FLORIDA FAMILY

PENDANT | SURFACE | RECESSED WITH FRAME | TRIMLESS | TRACKLIGHT | WALL SURFACE

NEW **FLORIDA DECO**
REF. 161
PAG. 102

FLORIDA
REF. 160
PAG. 106

FLORIDA SQ
REF. 162
PAG. 110

ALABAMA FAMILY

PENDANT | SURFACE | RECESSED WITH FRAME | TRIMLESS | TRACKLIGHT | WALL SURFACE

NEW **ALABAMA STONE**
REF. 105
PAG. 116

NEW **ALABAMA LOOP**
REF. 101
PAG. 120

ALABAMA
REF. 100
PAG. 124

ALABAMA SLIGHT
REF. 102
PAG. 128

ALABAMA SLIGHT SQ
REF. 103
PAG. 132

ALABAMA SLIM
REF. 104
PAG. 136

ALABAMA SUPER SLIM
REF. 106
PAG. 140

OHIO FAMILY

PENDANT | SURFACE | RECESSED WITH FRAME | TRIMLESS | TRACKLIGHT | WALL SURFACE

OHIO
REF. 170
PAG. 146

OHIO SQ
REF. 171
PAG. 150

ALARIK SLIM LUMINAIRE

PENDANT | SURFACE | RECESSED WITH FRAME | TRIMLESS | TRACKLIGHT | WALL SURFACE

NEW FAMILY **ALARIK SLIM LUMINAIRE**
REF. 175
PAG. 156

ALARIK FAMILY

PENDANT | SURFACE | RECESSED WITH FRAME | TRIMLESS | TRACKLIGHT | WALL SURFACE



ALARIK SLIM
REF. 230
PAG. 166

ALARIK MINI
REF. 200
PAG. 172

NEW
ALARIK NANO
REF. 215
PAG. 178

TRACKLIGHT

PENDANT | SURFACE | RECESSED WITH FRAME | TRIMLESS | TRACKLIGHT | WALL SURFACE



NEW FAMILY
TRACKLIGHT
REF. ACC6684
PAG. 186

ALBA FAMILY

PENDANT | SURFACE | RECESSED WITH FRAME | TRIMLESS | TRACKLIGHT | WALL SURFACE



NEW
ALBA MINI
REF. 251
PAG. 196

NEW
ALBA MINI AIO
REF. 253
PAG. 200

ALBA MINI MODULIGHT
REF. 280
PAG. 204

ALBA WING
REF. 290
PAG. 210

NEW
ALBA PRO
REF. 255
PAG. 214

ALBA PLUS
REF. 254
PAG. 220

ALBA DOUBLE
REF. 250
PAG. 224

ALBA LINGGO MINI
REF. 276
PAG. 228

ALBA LINGGO
REF. 275
PAG. 232

FLY

PENDANT | SURFACE | RECESSED WITH FRAME | TRIMLESS | TRACKLIGHT | WALL SURFACE



NEW FAMILY
FLY
REF. 270
PAG. 238

VAULT

PENDANT | SURFACE | RECESSED WITH FRAME | TRIMLESS | TRACKLIGHT | WALL SURFACE



NEW FAMILY
VAULT
REF. 265
PAG. 244

OKKIA

PENDANT | SURFACE | RECESSED WITH FRAME | TRIMLESS | TRACKLIGHT | WALL SURFACE



OKKIA
REF. 287
PAG. 250

ALZIRA

PENDANT | SURFACE | RECESSED WITH FRAME | TRIMLESS | TRACKLIGHT | WALL SURFACE



ALZIRA
REF. 267
PAG. 256

MARTORELL FAMILY

PENDANT | SURFACE | RECESSED WITH FRAME | TRIMLESS | TRACKLIGHT | WALL SURFACE

NEW **MARTORELL FLIP**
REF. 337
PAG. 266

MARTORELL MOVE
REF. 339
PAG. 268

NEW **MARTORELL**
REF. 335
PAG. 270

MARTORELL TUBE MOVE
REF. 345
PAG. 272

MARTORELL CRATE
REF. 336
PAG. 274

MARTORELL MINI CRATE
REF. 338
PAG. 276

NEW **MARTORELL SQ**
REF. 340
PAG. 278

NEW **MARTORELL SQ DOUBLE**
REF. 341
PAG. 278

MARTORELL TARREGA
REF. 342
PAG. 280

MARTORELL TUBULAR 20
REF. 346
PAG. 282

MARTORELL TUBULAR 40
REF. 347
PAG. 282

MARTORELL TUBULAR 60
REF. 348
PAG. 282

MARTORELL TUBULAR TILT
REF. 349
PAG. 282

PATRICIA

PENDANT | SURFACE | RECESSED WITH FRAME | TRIMLESS | TRACKLIGHT | WALL SURFACE

PATRICIA
REF. 355
PAG. 286

KLIMT FAMILY

PENDANT | SURFACE | RECESSED WITH FRAME | TRIMLESS | TRACKLIGHT | WALL SURFACE

KLIMT
REF. 320
PAG. 292

KLIMT FIX
REF. 321
PAG. 294

CUBE FAMILY

PENDANT | SURFACE | RECESSED WITH FRAME | TRIMLESS | TRACKLIGHT | WALL SURFACE

CUBE
REF. 309
PAG. 298

CUBE DOUBLE
REF. 310
PAG. 298

CUBE TRIPLE
REF. 311
PAG. 298

CUBE TUBE
REF. 312
PAG. 300

CUBE TUBE
REF. 313
PAG. 300

CUBE TUBE MOVE
REF. 314
PAG. 302

CUBE TUBE MOVE
REF. 315
PAG. 302

LUK FAMILY

PENDANT | SURFACE | RECESSED WITH FRAME | TRIMLESS | TRACKLIGHT | WALL SURFACE

LUK CRUSADER
REF. 330
PAG. 306

LUK HAWKEYE
REF. 331
PAG. 307

LUK HAWKEYE DOUBLE
REF. 332
PAG. 307

ORACLE

PENDANT | SURFACE | RECESSED WITH FRAME | TRIMLESS | TRACKLIGHT | WALL SURFACE

ORACLE
REF. 354
PAG. 310

LENT FAMILY

PENDANT · SURFACE · RECESSED WITH FRAME · TRIMLESS · TRACKLIGHT · WALL SURFACE

LENT MODULAR
REF. 324 / 325
PAG. 314









LENT MOTION
REF. 326 / 327
PAG. 318



ASTRA

PENDANT · SURFACE · RECESSED WITH FRAME · TRIMLESS · TRACKLIGHT · WALL SURFACE

NEW FAMILY

ASTRA
REF. 302
PAG. 322




VIO FAMILY

PENDANT · SURFACE · RECESSED WITH FRAME · TRIMLESS · TRACKLIGHT · WALL SURFACE

VIO
REF. 370
PAG. 326



NEW

VIO ASYMETRIC
REF. 371
PAG. 326



NEW

VIO COMPACT
REF. 372
PAG. 326



VIO DEEP
REF. 373
PAG. 326



VIO DEEP MOVE
REF. 374
PAG. 326



VIO DOME
REF. 375
PAG. 326



VIO DOME MOVE
REF. 376
PAG. 326



VIO MOVE
REF. 378
PAG. 326



VIO SQ
REF. 379
PAG. 326



VIO SQ MOVE
REF. 380
PAG. 326



SASSY FAMILY

PENDANT · SURFACE · RECESSED WITH FRAME · TRIMLESS · TRACKLIGHT · WALL SURFACE

SASSY
REF. 360
PAG. 332




SASSY SQ
REF. 361
PAG. 334



SASSY ROUND HOLE
REF. 362
PAG. 332



SASSY OVAL HOLE
REF. 363
PAG. 332



SASSY SNOOT
REF. 364
PAG. 332



ROY

PENDANT · SURFACE · RECESSED WITH FRAME · TRIMLESS · TRACKLIGHT · WALL SURFACE

ROY
REF. 359
PAG. 338



CAN REVIEW FAMILY

PENDANT · SURFACE · RECESSED WITH FRAME · TRIMLESS · TRACKLIGHT · WALL SURFACE

CAN REVIEW
REF. 308
PAG. 342



CAN REVIEW IP65
REF. 365
PAG. 344



ALDAIA FAMILY

PENDANT · SURFACE · RECESSED WITH FRAME · TRIMLESS · TRACKLIGHT · WALL SURFACE

ALDAIA
REF. 300
PAG. 348



ALDAIA SQ
REF. 301
PAG. 348



VADI

PENDANT · SURFACE · RECESSED WITH FRAME · TRIMLESS · TRACKLIGHT · WALL SURFACE

VADI
REF. 366
PAG. 352



SPOTLIGHTS

KONI FAMILY

PENDANT | SURFACE | RECESSED WITH FRAME | TRIMLESS | TRACKLIGHT | WALL SURFACE

KONI
REF. 388
PAG. 356



KONI DEEP
REF. 389
PAG. 358



KONI TURTA
REF. 390
PAG. 359



CATLI FAMILY

PENDANT | SURFACE | RECESSED WITH FRAME | TRIMLESS | TRACKLIGHT | WALL SURFACE

CATLI
REF. 381
PAG. 362

CATLI SQ
REF. 385
PAG. 364



CATLI SQ DOUBLE
REF. 386
PAG. 366



CATLI CLASSIC
REF. 382
PAG. 368



CATLI CLASSIC SQ
REF. 383
PAG. 369



CATLI HALKA
REF. 384
PAG. 370



DECORATIVE

GALANTA FAMILY

PENDANT | SURFACE | RECESSED WITH FRAME | TRIMLESS | TRACKLIGHT | WALL SURFACE

GALANTA DEEP
REF. 506
PAG. 378



GALANTA BONETE
REF. 505
PAG. 380

SUBLIM

PENDANT | SURFACE | RECESSED WITH FRAME | TRIMLESS | TRACKLIGHT | WALL SURFACE

SUBLIM
REF. 507
PAG. 384

VENISE

PENDANT | SURFACE | RECESSED WITH FRAME | TRIMLESS | TRACKLIGHT | WALL SURFACE

VENISE
REF. 508
PAG. 388



FACE FAMILY

PENDANT | SURFACE | RECESSED WITH FRAME | TRIMLESS | TRACKLIGHT | WALL SURFACE

FACE TUBULAR
REF. 503
PAG. 392



FACE TUBULAR SPAC
REF. 504
PAG. 394

FACE IRIS
REF. 500
PAG. 396



FACE KIERA
REF. 501
PAG. 398



FACE KIERA CEMENT
REF. 502
PAG. 400



WALL LIGHTS

FLAT FAMILY

PENDANT | SURFACE | RECESSED WITH FRAME | TRIMLESS | TRACKLIGHT | WALL SURFACE

NEW FAMILY

FLAT
REF. 520
PAG. 406

FLAT SLIM
REF. 521
PAG. 406

HURY

PENDANT | SURFACE | RECESSED WITH FRAME | TRIMLESS | TRACKLIGHT | WALL SURFACE

HURY
REF. 522
PAG. 408



IKI

PENDANT | SURFACE | RECESSED WITH FRAME | TRIMLESS | TRACKLIGHT | WALL SURFACE

IKI
REF. 523
PAG. 410

KAPI

PENDANT | SURFACE | RECESSED WITH FRAME | TRIMLESS | TRACKLIGHT | WALL SURFACE

KAPI
REF. 524
PAG. 412

KUU

PENDANT | SURFACE | RECESSED WITH FRAME | TRIMLESS | TRACKLIGHT | WALL SURFACE

KUU
REF. 525
PAG. 414



MAGRIT

PENDANT | SURFACE | RECESSED WITH FRAME | TRIMLESS | TRACKLIGHT | WALL SURFACE

MAGRIT
REF. 535
PAG. 418



ADIMA FAMILY

PENDANT | SURFACE | RECESSED WITH FRAME | TRIMLESS | TRACKLIGHT | WALL SURFACE

ADIMA
REF. 536
PAG. 418



ADIMA SQ
REF. 537
PAG. 418



KLEE FAMILY

PENDANT | SURFACE | RECESSED WITH FRAME | TRIMLESS | TRACKLIGHT | WALL SURFACE

KLEE
REF. 538
PAG. 419

KLEE SQ
REF. 539
PAG. 419

ACOUSTIC

ACOUSTIC FAMILY

PENDANT | SURFACE | RECESSED WITH FRAME | TRIMLESS | TRACKLIGHT | WALL SURFACE

ACOUSTIC ALBERTA SOFT
REF. 556
PAG. 428



ACOUSTIC ALABAMA
REF. 557
PAG. 430



ACOUSTIC ALABAMA SQ
REF. 558
PAG. 430



ACOUSTIC ALARIK SLIM
REF. 555
PAG. 432



ACOUSTIC ALBA MINI
REF. 554
PAG. 436



ACOUSTIC ALBA
REF. 551
PAG. 438





ACOUSTIC LAMBDA
REF. 553
PAG. 442





ACOUSTIC ALBA LINGGO MINI
REF. 552
PAG. 444



ACOUSTIC ALZIRA
REF. 550
PAG. 448



ACOUSTIC KLIMT FIX
REF. 559
PAG. 450



ACOUSTIC KLIMT FIX SQ
REF. 560
PAG. 450



ACOUSTIC ACCESORIES
PAG. 454







OUTDOOR

WALL FAMILY

PENDANT | SURFACE | RECESSED WITH FRAME | TRIMLESS | TRACKLIGHT | WALL RECESSED

WALL ARA OUT
REF. 685
PAG. 460



WALL ZAHARA OUT
REF. 686
PAG. 462



WALL DRACO OUT
REF. 687
PAG. 464



NUVOL

PENDANT | SURFACE | RECESSED WITH FRAME | TRIMLESS | TRACKLIGHT | WALL RECESSED

SOON

NUVOL
REF. 635
PAG. 472



WAVE FAMILY

PENDANT | SURFACE | RECESSED WITH FRAME | TRIMLESS | TRACKLIGHT | WALL RECESSED

NEW FAMILY

WAVE
REF. 665
PAG. 476



WAVE SOFT
REF. 664
PAG. 478

WAVE DOME
REF. 663
PAG. 479



SAND

PENDANT | SURFACE | RECESSED WITH FRAME | TRIMLESS | TRACKLIGHT | WALL RECESSED

NEW FAMILY

SAND
REF. 645
PAG. 482

MENORCA FAMILY

PENDANT | SURFACE | RECESSED WITH FRAME | TRIMLESS | TRACKLIGHT | WALL RECESSED

MENORCA DEEP STRAIGHT
REF. 625
PAG. 488



MENORCA DEEP TILT
REF. 626
PAG. 489



MENORCA DEEP WAVE
REF. 627
PAG. 490



MENORCA EDGE
REF. 628
PAG. 491



MENORCA FLAT
REF. 629
PAG. 492



MENORCA WHASER
REF. 630
PAG. 493



ALBA PRO CRISMOSIL

PENDANT | SURFACE | RECESSED WITH FRAME | TRIMLESS | TRACKLIGHT | WALL RECESSED

SOON

ALBA PRO CRISMOSIL
REF. 615
PAG. 494



ZENIT FAMILY

PENDANT | SURFACE | RECESSED WITH FRAME | TRIMLESS | TRACKLIGHT | WALL RECESSED

ZENIT
REF. 670
PAG. 502

ZENIT RING
REF. 600
PAG. 503



ZENIT DEEP
REF. 671
PAG. 504

ZENIT DEEP 00
REF. 671
PAG. 504



ZENIT DEEP TWINS
REF. 673
PAG. 506

ZENIT MOVE
REF. 674
PAG. 507



ZENIT MOVE SQ
REF. 675
PAG. 508



ZENIT ORTO
REF. 676
PAG. 509



ZENIT SIDEREA
REF. 677
PAG. 510



ZENIT SIDEREA ASYMETRIC
REF. 650
PAG. 512



ZENIT SQ
REF. 678
PAG. 514



ZENIT STONE
REF. 679
PAG. 515



ZENIT ZUBIA
REF. 680
PAG. 516



ZENIT ZUBIA SQ
REF. 681
PAG. 517

VEGA FAMILY

PENDANT | SURFACE | RECESSED WITH FRAME | TRIMLESS | TRACKLIGHT | WALL RECESSED

VEGA
REF. 654
PAG. 520

VEGA ADHARA
REF. 655
PAG. 522

VEGA TWINS
REF. 656
PAG. 524

VEGA ZETA
REF. 657
PAG. 526





ESPIGA FAMILY

PENDANT | SURFACE | RECESSED WITH FRAME | TRIMLESS | TRACKLIGHT | WALL RECESSED

ESPIGA SOFT
REF. 660
PAG. 530

ESPIGA
REF. 610
PAG. 532

ESPIGA SQ
REF. 614
PAG. 534

ESPIGA SIRIO
REF. 612
PAG. 536




ORBIT FAMILY

PENDANT | SURFACE | RECESSED WITH FRAME | TRIMLESS | TRACKLIGHT | WALL RECESSED

ORBIT
REF. 641
PAG. 540

ORBIT ARA
REF. 642
PAG. 541

ORBIR NADIR
REF. 640
PAG. 542

DRACO FAMILY

PENDANT | SURFACE | RECESSED WITH FRAME | TRIMLESS | TRACKLIGHT | WALL RECESSED

DRACO
REF. 605
PAG. 546

DRACO ORION
REF. 606
PAG. 547

DRACO WALL ORION
REF. 662
PAG. 548

DRACO TUCANA
REF. 607
PAG. 550

DRACO ZAHARA
REF. 608
PAG. 551



TYRA FAMILY

PENDANT | SURFACE | RECESSED WITH FRAME | TRIMLESS | TRACKLIGHT | WALL RECESSED

TYRA
REF. 652
PAG. 554

TYRA LYRA
REF. 624
PAG. 556

LIGHT THAT INSPIRES, DESIGN THAT TRANSFORMS

LUZ QUE INSPIRA, DISEÑO QUE TRANSFORMA

With over 50 years of experience from Denia (Costa Blanca), BPM Lighting creates architectural lighting solutions that blend cutting-edge technology, artisan processes, and a strong design focus.

Our flexible structure and innovative spirit allow us to offer custom-made luminaires tailored to each project's needs. We believe in light that brings well-being, identity, and sustainability.

Let's get brighter.

Con más de 50 años de experiencia desde Denia (Costa Blanca), en BPM Lighting creamos soluciones de iluminación arquitectural que combinan tecnología de vanguardia, procesos artesanales y una clara vocación por el diseño.

Nuestra estructura flexible y espíritu innovador nos permiten ofrecer luminarias personalizadas, adaptadas a las necesidades de cada proyecto. Apostamos por una luz que genera bienestar, identidad y sostenibilidad.

Let's get brighter.



A NEW HEADQUARTERS THAT REFLECTS WHO WE ARE

UNA NUEVA SEDE QUE REFLEJA NUESTRA ESENCIA

BPM Lighting's new headquarters in El Verger (Alicante) is much more than just a production facility it's a living space that embodies our core values: innovation, design, proximity, and sustainability.

The new site includes a more efficient and sustainable production area, a curated showroom showcasing our collections and bespoke projects, and collaborative spaces designed to inspire dialogue with architects, designers, and lighting professionals.

This new chapter is also an experience. Our HQ is a place to host events, training sessions, and creative meetings, encouraging the exchange of ideas around light as a transformative force.

From El Verger, we continue lighting the future with creativity, precision, and a true passion for what we do.

La nueva sede de BPM Lighting en El Verger (Alicante) nace como un espacio vivo donde se materializan nuestros valores: innovación, diseño, proximidad y sostenibilidad.

Más allá de un centro productivo, es un entorno que inspira. Con una nueva área de fabricación más eficiente y sostenible, un showroom que presenta nuestras colecciones y proyectos a medida, y espacios concebidos para la co-creación con arquitectos, diseñadores y profesionales de la iluminación.

Queremos que esta nueva etapa sea también una experiencia. Por eso, nuestra sede está pensada para acoger eventos, formaciones y encuentros que fomenten el diálogo y el intercambio de ideas en torno a la luz como elemento transformador.

Desde El Verger, seguimos iluminando el futuro con creatividad, precisión y una profunda pasión por lo que hacemos.

LET’S GET BRIGHTER


01


02


03


04


05


06


07


08

01 | ALARIK SLIM LUMINAIRE **02 |** ALABAMA LOOP
03 | ALARIK NANO DOUBLE **04 |** ALABAMA SLIGHT **05 |** FLAT
06 | ALBERTA SOFT OUTSIDE **07 |** FLORIDA DECO **08 |** FLY
09 | NUVOL **10 |** SAND **11 |** ALBERTA INSIDE HAT


09


10


11

COMMITTED TO LIGHTING THAT RESPECTS THE PLANET

COMPROMETIDOS CON UNA LUZ QUE RESPETA EL PLANETA

At BPM Lighting, we believe that innovation and sustainability must go hand in hand. Our commitment to the environment and the community is reflected in a people-centered, proximity-based and environmentally responsible management model.

We work daily to reduce the environmental impact of our activities through concrete and measurable actions.

En BPM Lighting creemos que la innovación y la sostenibilidad deben ir de la mano. Nuestro compromiso con el entorno y la comunidad se refleja en un modelo de gestión centrado en las personas, la proximidad y la responsabilidad ambiental.

Trabajamos cada día para reducir el impacto de nuestras actividades, con acciones concretas y medibles.



10%

ANNUAL REDUCTION OF OUR CARBON FOOTPRINT

reducción anual de nuestra huella de carbono

100%

PLASTIC-FREE PACKAGING FOR ALL OUR REFERENCES

Eliminación total de plásticos en el embalaje



NEW HEADQUARTERS SOLAR ENERGY

PHOTOVOLTAIC SOLAR PANELS INSTALLED AT OUR NEW HEADQUARTERS

Paneles solares fotovoltaicos instalados en nuestra nueva sede

FSC

EXCLUSIVE USE FSC-CERTIFIED CARDBOARD IN ALL PACKAGING

Uso exclusivo de cartón certificado FSC en todos nuestros envases



ECO

PROFILES MADE FROM 100% RECYCLED MATERIALS

Introducción de perfiles ECO con materiales 100% reciclados





SUSTAINABLE EFFICIENT

AND LOW-IMPACT PRODUCTION PROCESSES

Proceso productivo responsable, eficiente y orientado al bajo impacto ambiental



100%

MADE IN SPAIN AND IN COLLABORATION WITH NEARBY SUPPLIERS

Fabricación 100% en España con proveedores de proximidad

CRADLE TO CRADLE®

CERTIFIED LED BOARDS, ENSURING RECYCLABILITY AND CIRCULARITY

Incorporación de placas LED con certificación Cradle to Cradle®



We understand that lighting is more than just a technical element: it's about well-being, identity, and emotion. That's why we design high-performance, sustainable, and long-lasting solutions that enhance everyday life and respect the planet we share.

Sabemos que la luz es más que un elemento técnico: es bienestar, identidad y emoción. Por eso desarrollamos soluciones de alto rendimiento, sostenibles y duraderas, que acompañan el día a día de las personas y cuidan del entorno que compartimos.

IF YOU CAN DREAM IT, WE CAN MAKE IT!

DAMOS FORMA A TU LUZ. CREAMOS PROYECTOS ÚNICOS

At BPM Lighting, we believe every space deserves a unique lighting solution. That's why we offer a fully customized design and manufacturing service, turning your ideas into real, tangible luminaires.

From the initial concept to the final installation, our design, engineering and production teams work closely with you to develop exclusive solutions tailored to the needs of each project — including architecture, materials, finishes, optics, and functionality.

En BPM Lighting creemos que cada espacio merece una solución luminosa única. Por eso, ofrecemos un servicio personalizado de diseño y fabricación a medida, capaz de transformar ideas en luminarias reales.

Desde el concepto inicial hasta la instalación final, nuestro equipo de diseño, ingeniería y producción trabaja contigo para desarrollar soluciones exclusivas que se adaptan a las exigencias de cada proyecto: diseño arquitectónico, materiales, acabados, ópticas, y funcionalidad.





WE SHAPE YOUR LIGHT. WE CREATE UNIQUE PROJECTS





We combine innovation, craftsmanship and technology to create lighting pieces that illuminate with purpose and enhance the user experience. Each custom project reflects our passion for light and our commitment to supporting architects, designers and interior professionals.

We create lighting fixtures that don't exist yet. And we bring them to life with you.

Integramos innovación, artesanía y tecnología para crear piezas que iluminan con intención y elevan la experiencia del espacio. Cada proyecto refleja nuestra pasión por la luz y nuestra capacidad de adaptación a las necesidades de arquitectos, diseñadores e interioristas.

Creamos luminarias que no existen todavía. Y lo hacemos realidad, contigo.

CUSTOMIZATION WITHOUT LIMITS

PERSONALIZACIÓN SIN LÍMITES

At BPM Lighting, we understand that every project is unique. That's why we offer a wide range of custom options in finishes, colors, and formats tailored to the aesthetic and functional needs of each space.

We can create exclusive solutions based on RAL charts, anodized finishes, textures, or special materials, without affecting lead times or compromising product quality.

Because light speaks the language of design. And at BPM, you choose how it speaks.

En BPM Lighting entendemos que cada proyecto es único. Por eso ofrecemos un amplio abanico de opciones personalizadas en acabados, colores y formatos, adaptándonos a la estética y funcionalidad de cada espacio.

Podemos desarrollar soluciones exclusivas en base a cartas RAL, anodizados, texturas y materiales especiales, sin comprometer los plazos de entrega ni la calidad del producto.

Porque la luz también habla el lenguaje del diseño. Y en BPM, ese lenguaje lo eliges tú.

YOUR PROJECT, YOUR PALETTE. NO LIMITS



BLACK
NEGRO

BROWN COFFEE
MARRÓN CAFÉ

GOLD CAVA
ORO CAVA

YELLOW MUSTARD
AMARILLO MOSTAZA



01 | METALLIC **02 |** SATIN **03 |** GLOSSY
04 | MATTE **05 |** BRUSHED **06 |** GRADIENT

TU PROYECTO, TUS ACABADOS. SIN LÍMITES

BLUE MINT
AZUL MENTA

COPPER ROSE
COBRE ROSADO

GRAY
GRIS

VIOLET CHIFFON
VIOLETA CHIFÓN





BLUE STONE
AZUL PIEDRA

CORAL BRONZE
BRONCE CORAL

MILITARY GREEN
VERDE MILITAR

WHITE
BLANCO





Metallic finishes will always be developed based on the sample provided by the client.

Los acabados metálicos se desarrollarán siempre a partir de la muestra entregada por el cliente

Color makes a difference.

We create bespoke finishes to adapt each luminaire to the project, from metallic and satin to glossy or matte.

El color marca la diferencia.

Creamos acabados a medida para adaptar cada luminaria al proyecto, desde metálicos y satinados hasta brillantes o mate.

CRISMOSIL®: CRAFTSMANSHIP, DESIGN & LOCAL PRODUCTION

CRISMOSIL®: ARTESANÍA, DISEÑO Y PRODUCCIÓN LOCAL

At BPM Lighting, we develop and manufacture bespoke luminaires in Spain, combining advanced technology with artisanal processes.

Crismosil® is our exclusive material, reinforced with fiberglass and acrylic resins, handcrafted to ensure durability, precision and seamless architectural integration.

Its flexibility allows full customisation in shapes, colours and finishes, adapting each piece to the creative and technical requirements of architects and designers.

En BPM Lighting desarrollamos y fabricamos luminarias a medida en España, combinando tecnología avanzada con procesos artesanales.

Crismosil® es nuestro material exclusivo, reforzado con fibra de vidrio y resinas acrílicas, elaborado a mano para garantizar durabilidad, precisión e integración arquitectónica.

Su flexibilidad permite una personalización total en formas, colores y acabados, adaptando cada pieza a las necesidades creativas y técnicas de arquitectos y diseñadores.

LUMINAIRES

Una solución lumínica para cualquier espacio

Concebidas como una familia de iluminación arquitectónica, estas luminarias están diseñadas para integrarse con precisión en el entorno construido. Su geometría cuidada y la emisión uniforme de la luz permiten crear espacios confortables y equilibrados, donde la iluminación acompaña la arquitectura de forma natural y controlada.

Con el confort visual como prioridad, la simplicidad del sistema esconde un alto nivel de prestaciones, haciendo posible la creación de ambientes únicos con una iluminación homogénea y un control preciso de la intensidad lumínica.

A lighting solution for any space

Designed as an architectural lighting family, these luminaires are conceived for precise integration into the built environment. Their refined geometry and uniform light emission create comfortable and balanced spaces, allowing light to follow the architecture in a natural and controlled way.

Focused on visual comfort rather than distraction, the simplicity of the system conceals a high level of performance, enabling the creation of unique environments with controlled intensity and homogeneous illumination.

ALBERTA FAMILY
PAG. 46

FLORIDA FAMILY
PAG. 100

ALABAMA FAMILY
PAG. 114

OHIO FAMILY
PAG. 144

ALARIK SLIM LUMINAIRE
PAG. 154

LUMINAIRES



ALBERTA FAMILY



ALBERTA SOFT | SOFT CONNECT | SOFT STONE
SOFT LOOP | SOFT OUTSIDE
REF. 140 | 141 | 144 | 142 | 143
PAG. 88 | 48 | 56 | 60 | 72



ALBERTA SLIGHT | SLIGHT CONNECT
REF. 125 | 126
PAG. 92 | 52



ALBERTA INSIDE | INSIDE HAT
REF. 122 | 123
PAG. 80 | 64



ALBERTA SLIGHT ECCENTRIC
REF. 127
PAG. 68



ALBERTA OUTSIDE
REF. 124
PAG. 76



ALBERTA DUE
REF. 121
PAG. 84



ALBERTA
REF. 120
PAG. 96

ALBERTA SOFT CONNECT

NEW

ALUMINIUM SILICONE · CRI ≥90 · IK06 · LIFE 50000H · DIM OPTIONAL · TW

REMOTE · INDOOR · 220–240 V 50–60 Hz · CE



TECHNICAL INFORMATION

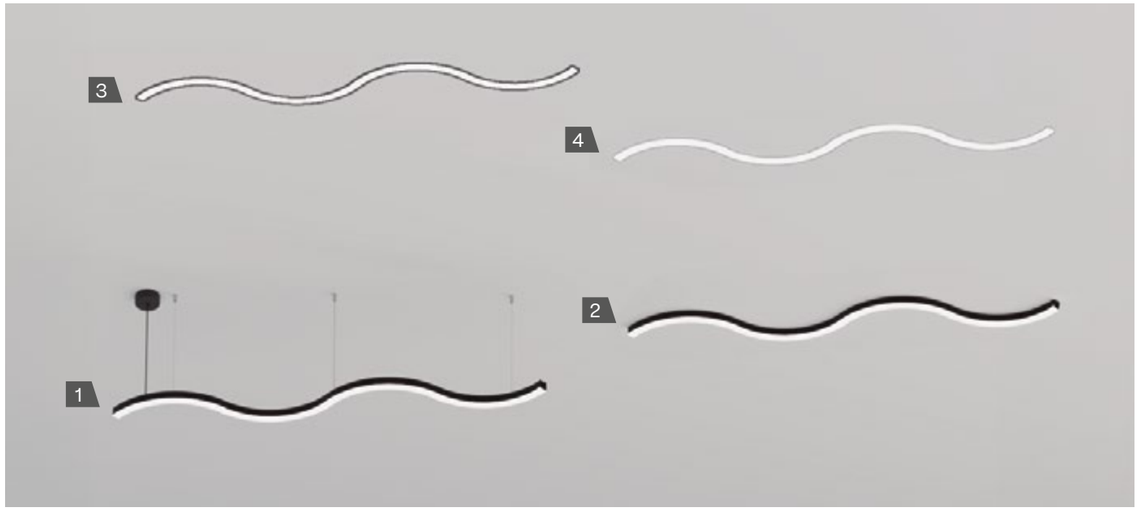

1. PENDANT – PENDANT UP LIGHT

IP40

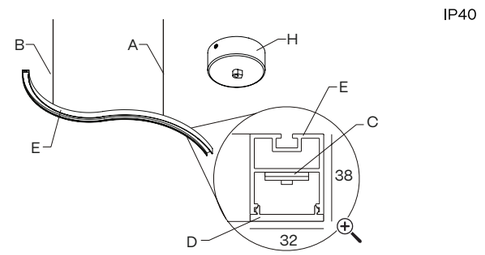

2. SURFACE

IP40

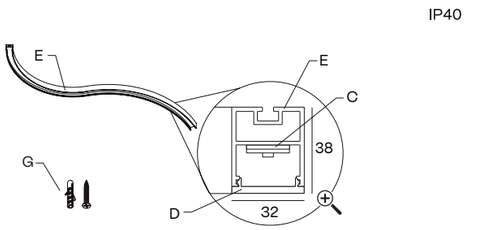

3. RECESSED WITH FRAME

70 mm · IP20 IP43 · 36 mm

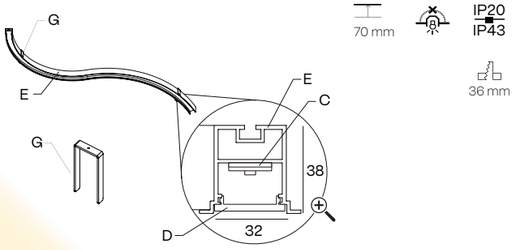

4. TRIMLESS

70 mm · IP20 IP43 · 36 mm

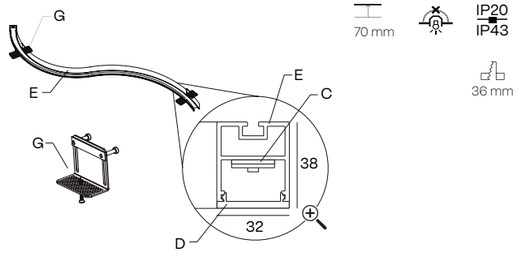

HEIGHT mm.
38

A – 3× aircraft cable (3 m)
B – Power cable
C – LED module
D – Diffuser

E – Aluminium profile
G – Mounting kit
H – Connection box not included

Cut hole
Minimum height of the false ceiling
Luminaire not suitable to becovered with thermal insulating material

CUSTOM

PENDANT COMPONENTS

CENTRAL ROD SUSPENSION	CONNECTION BOX	DIMENSIONS	REFERENCE
	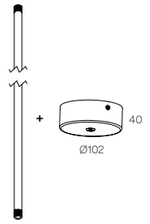	600 mm	**SC20.60**
		800 mm	**SC20.80**
		1000 mm	**SC20.100**

SUSPENSION KIT 5m	SUSPENSION KIT 7m	SUSPENSION KIT 10m
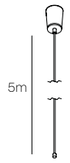	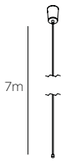	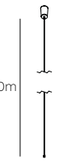
SC05.SA	**SC07.SA**	**SC10.SA**

GENERAL COMPONENTS

COVER KIT	LINEAR JOINT
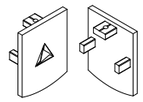	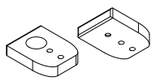
A141C XXXX	**A141JBXXXX**

BUILD YOUR PERFECT LUMINAIRE (EXAMPLE)

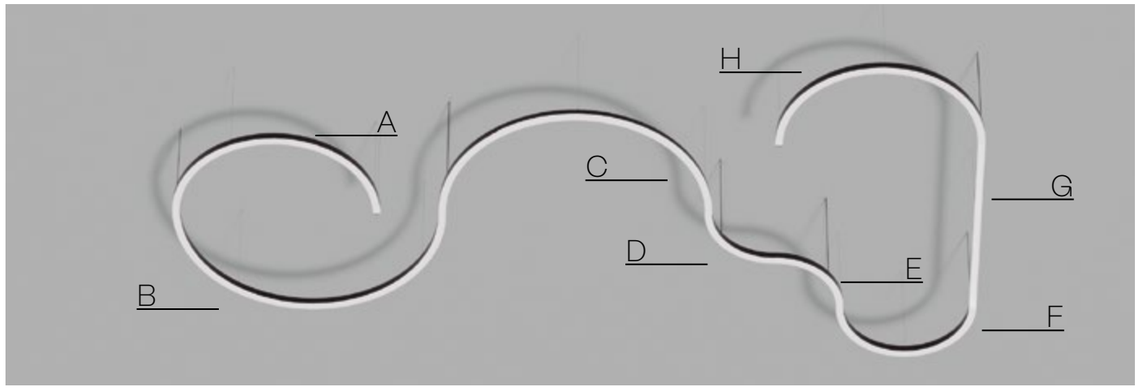

SECTION	A	B	C	D	E	F	G	H
SEGMENT	**4**	**7**	**7**	**3**	**3**	**2**	**10**	**4**

Silicone



FINISH
- **B** · Black
- **W** · White
- **S** · Special color

ON DEMAND OPTIONS
- Special finishes
- Number switches
- Tunable white
- RGB
- Emergency lighting
- Motion detection
- Wireless control options
- Surface/Wall sfc. up light

TECHNICAL INFORMATION

POWER HIGH

		Ø450 90º	Ø450 180º	Ø650 90º	Ø650 180º	Ø950 180º	Ø1250 90º	Ø1250 180º
	24 V	4 W 279 – 310 – 341 lm	8 W 559 – 621 –683 lm	6 W 403 – 448 – 493 lm	12 W 807 – 896 – 986 lm	17 W 1179 – 1310 – 1441 lm	11 W 776 – 862 – 948 lm	22 W 1552 – 1724 – 1896 lm
	700 mA	19 W 1771 – 1780 – 1937 lm	38 W 3543 – 3561 – 3873 lm	19 W 2196– 2260 – 2422 lm	44 W 4393 – 4520 – 4844 lm	66 W 6649 – 6760 – 7352 lm	44 W 4454 – 4530 – 4534 lm	88 W 8908 – 9059 – 9068 lm
Silicone	2700 K	**141ED 312**	**141EF 312**	**141EG 312**	**141EI 312**	**141EM 312**	**141EO 312**	**141EQ 312**
	3000 K	**141ED 313**	**141EF 313**	**141EG 313**	**141EI 313**	**141EM 313**	**141EO 313**	**141EQ 313**
	4000 K	**141ED 315**	**141EF 315**	**141EG 315**	**141EI 315**	**141EM 315**	**141EO 315**	**141EQ 315**

		.03	.04	.05	.06	.07	.08
	24 V	9 W 593 – 659 – 724 lm	11 W 790 – 878 – 966 lm	14 W 988 – 1098 – 1207 lm	17 W 1185 – 1317 – 1449 lm	20 W 1383 – 1537 – 1690 lm	23 W 1580 – 1756 – 1932 lm
	700 mA	42 W 3668 – 3987 – 4306 lm	56 W 4891 – 5316 – 5741 lm	70 W 6113 – 6645 – 7177 lm	84 W 7336 – 7974 – 8612 lm	98 W 8559 – 9303 – 10047 lm	112 W 9781 – 10632 – 11483 lm
Silicone	2700 K	**141EH 312**	**141EJ 312**	**141EL 312**	**141EN 312**	**141EP 312**	**141ER 312**
	3000 K	**141EH 313**	**141EJ 313**	**141EL 313**	**141EN 313**	**141EP 313**	**141ER 313**
	4000 K	**141EH 315**	**141EJ 315**	**141EL 315**	**141EN 315**	**141EP 315**	**141ER 315**

Dimensions without end caps.
Total length = Electrical system length + 2 x 4 mm (Ends) + Cover Kit mm. When closing the luminaire, add 22 mm (11 mm per end cap).

SEGMENT 1	SEGMENT 2	SEGMENT 3	SEGMENT 4	SEGMENT 5	SEGMENT 6	SEGMENT 7
Ø450 90º	Ø450 180º	Ø650 90º	Ø650 180º	Ø950 180º	Ø1250 90º	Ø1250 180º
141ED1B312O	**141EF1B312O**	**141EG1B312O**	**141EI1B312O**	**141EM1B312O**	**141EO1B312O**	**141EQ1B312O**

SEGMENT 8	SEGMENT 9	SEGMENT 10	SEGMENT 11	SEGMENT 12	SEGMENT 13
843 mm	1124 mm	1405 mm	1686 mm	1967 mm	2248 mm
141EH1B312O	**141EJ1B312O**	**141EL1B312O**	**141EN1B312O**	**141EP1B312O**	**141ER1B312O**

The data shown corresponds to raw values.

INSTALLATION
- **1** · Pendant
- **2** · Pendant up light
- **3** · Surface
- **5** · Recessed with frame
- **6** · Trimless

FINISH
- **B** · Black
- **W** · White
- **S** · Special color

DIMM OPTIONS
- **O** · On–Off
- **D** · Dali
- **P** · Push
- **V** · 1.10v

- Up light
- Down light

ALBERTA SLIGHT CONNECT

NEW

ALUMINIUM PC | CRI ≥90 | IK06 | LIFE 50000H | DIM OPTIONAL

INTEGRATED | INDOOR | 220–240 V 50–60 Hz | CE



INSTALLATION



1. PENDANT – PENDANT UP LIGHT

IP40

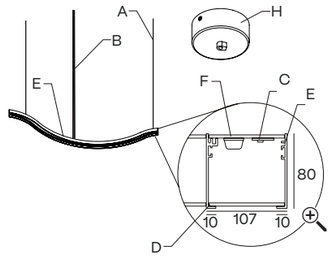

2. SURFACE

IP40

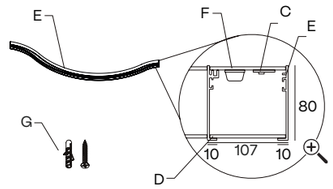

Diffuser width may vary by a few millimeters depending on the product diameter. Please refer to the data provided for each model.

HEIGHT mm.
80

A – 3× aircraft cable (3 m)
B – Power cable
C – LED module
D – Diffuser
E – Aluminium profile
F – Aluminium cover
G – Mounting kit
H – Included connection box

CUSTOM

PENDANT COMPONENTS

CENTRAL ROD SUSPENSION	CONNECTION BOX	DIMENSIONS	REFERENCE
	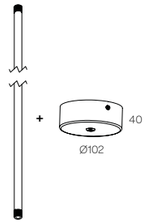	600 mm	**SC20.60**
		800 mm	**SC20.80**
		1000 mm	**SC20.100**

SUSPENSION KIT 5m	SUSPENSION KIT 7m	SUSPENSION KIT 10m
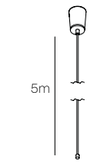	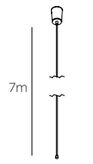	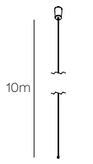
SC05.SA	**SC07.SA**	**SC10.SA**

GENERAL COMPONENTS

COVER KIT	LINEAR JOINT
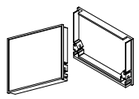	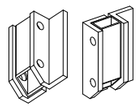
A126C XXXX	**A126JBXXXX**

BUILD YOUR PERFECT LUMINAIRE (EXAMPLE)

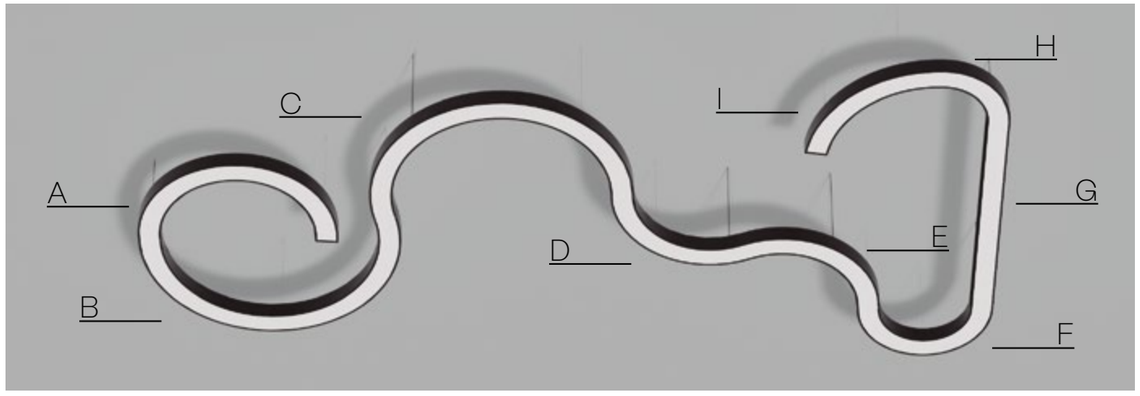

SECTION	A	B	C	D	E	F	G	H	I
SEGMENT	**4**	**6**	**6**	**3**	**3**	**2**	**9**	**1**	**3**

Opal



Microprismatic

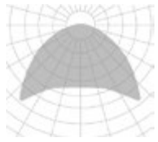

FINISH
- **B** · Black
- **W** · White
- **S** · Special color

ON DEMAND OPTIONS
- Special finishes
- Special color temperatures
- Number switches
- Custom dimensions
- Emergency lighting
- Motion detection
- Wireless control options
- Surface/Wall sfc. up light

TECHNICAL INFORMATION

POWER STANDARD

		 Ø650 90º	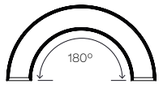 Ø650 180º	 Ø950 90º	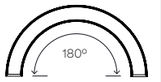 Ø950 180º	 Ø1250 90º	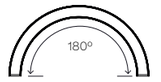 Ø1250 180º
	24 V	6 W 403 – 448 – 493 lm	12 W 807 – 896 – 986 lm	9 W 590 – 655 – 721 lm	17 W 1179 – 1310 – 1441 lm	11 W 776 – 862 – 948 lm	22 W 1552 – 1724 – 1896 lm
	700 mA	15 W 1481 – 1556 – 1633 lm	29 W 2963 – 3111 – 3267 lm	29 W 2469 – 2593 – 2722 lm	49 W 4938 – 5185 – 5444 lm	29 W 2963 – 3111 – 3267 lm	29 W 6420 – 6741 – 7078 lm
Opal – Microprismatic	2700 K	**126EG 1 2**	**126EI 1 2**	**126EK 1 2**	**126EM 1 2**	**126EO 1 2**	**126EQ 1 2**
	3000 K	**126EG 1 3**	**126EI 1 3**	**126EK 1 3**	**126EM 1 3**	**126EO 1 3**	**126EQ 1 3**
	4000 K	**126EG 1 5**	**126EI 1 5**	**126EK 1 5**	**126EM 1 5**	**126EO 1 5**	**126EQ 1 5**

		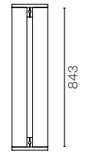 **.03**	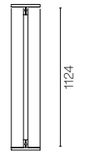 **.04**	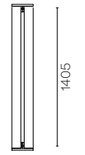 **.05**	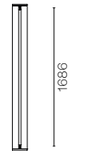 **.06**	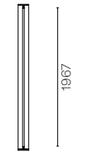 **.07**	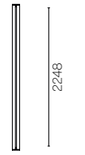 **.08**
	24 V	10 W 666 – 740 – 814 lm	13 W 888 – 987 – 1086 lm	16 W 1110 – 1234 – 1357 lm	19 W 1332 – 1480 – 1628 lm	22 W 1551 – 1724 – 1896 lm	26 W 1776 – 1924 – 2171 lm
	700 mA	29 W 2963 – 3111 – 3267 lm	39 W 3950 – 4148 – 4355 lm	49 W 4938 – 5185 – 5444 lm	59 W 5926 – 6222 – 6533 lm	69 W 6913 – 7259 – 7622 lm	78 W 7901 – 8296 – 8711 lm
Opal – Microprismatic	2700 K	**126EH 1 2**	**126EJ 1 2**	**126EL 1 2**	**126EN 1 2**	**126EP 1 2**	**126ER 1 2**
	3000 K	**126EH 1 3**	**126EJ 1 3**	**126EL 1 3**	**126EN 1 3**	**126EP 1 3**	**126ER 1 3**
	4000 K	**126EH 1 5**	**126EJ 1 5**	**126EL 1 5**	**126EN 1 5**	**126EP 1 5**	**126ER 1 5**

Dimensions without end caps.
Total length = Electrical system length + 2 x 4 mm (Ends) + Cover Kit mm. When closing the luminaire, add 22 mm (11 mm per end cap).

SEGMENT 1	SEGMENT 2	SEGMENT 3	SEGMENT 4	SEGMENT 5	SEGMENT 6
 Ø650 90º	 Ø650 180º	 Ø950 90º	 Ø950 180º	 Ø1250 90º	 Ø1250 180º
126EQ1B112O	**126EI1B112O**	**126EK1B112O**	**126EM1B112O**	**126EO1B112O**	**126EQ1B112O**

SEGMENT 7	SEGMENT 8	SEGMENT 9	SEGMENT 10	SEGMENT 11	SEGMENT 12
 843 mm	 1124 mm	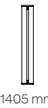 1405 mm	 1686 mm	1967 mm	 2248 mm
126EH1B112O	**126EJ1B112O**	**126EL1B112O**	**126EN1B112O**	**126EP1B112O**	**126ER1B112O**

The data shown corresponds to raw values.

INSTALLATION
- **1** · Pendant
- **2** · Pendant up light
- **3** · Surface

FINISH
- **B** · Black
- **W** · White
- **S** · Special color

DIFFUSER
- **1** · Opal
- **2** · Microprismatic

DIMM OPTIONS
- **O** · On-Off
- **D** · Dali
- **P** · Push
- **V** · 1.10v

- Up light
- Down light

ALBERTA SOFT STONE

NEW

ALUMINIUM SILICONE · CRI ≥90 · IK06 · LIFE 50000H · DIM OPTIONAL

REMOTE · INDOOR · 220–240 V 50–60 Hz · CE



INSTALLATION

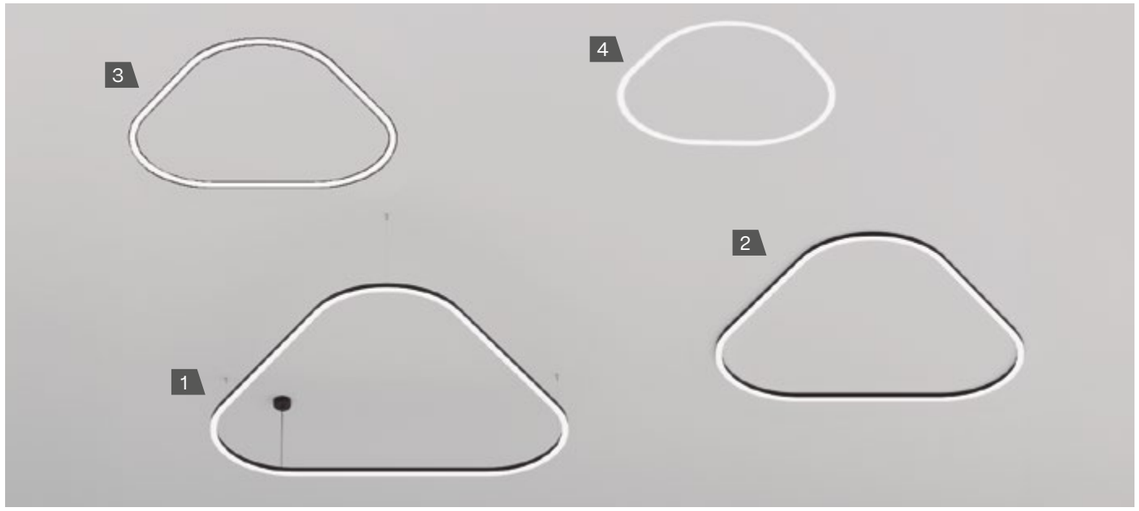

1. PENDANT – PENDANT UP LIGHT

IP40

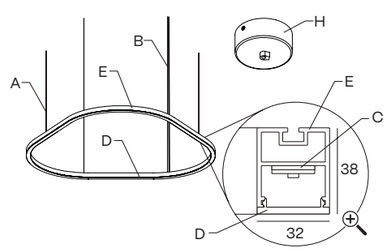

2. SURFACE

IP40

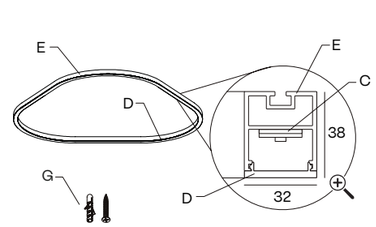

3. RECESSED WITH FRAME

70 mm · IP20 IP43

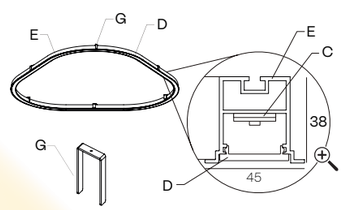

4. TRIMLESS

70 mm · IP20 IP43

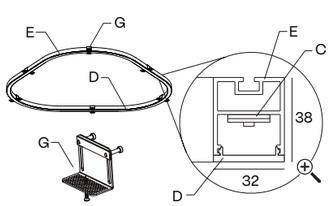

WIDTH × LENGTH mm.

1167 x 1201 · 1385 x 1452 · 1602 x 1703
1818 x 1952

HEIGHT mm.

38

A – 3× aircraft cable (3 m)
B – Power cable
C – LED module
D – Diffuser

E – Aluminium profile
G – Mounting kit
H – Connection box not included

Cut hole
Minimum height of the false ceiling
Luminaire not suitable to becovered with thermal insulating material

COMPONENTS

PENDANT

CABLE CONCENTRATOR	CONNECTION BOX	FOR MODEL	REFERENCE
		.35	**CB10**
		.45 .65	**CB02**
		.95 .125 .150	**CB05**

CABLE CONCENTRATOR KIT	CONNECTION BOX	FOR MODEL	REFERENCE
	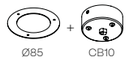	.35	**SC21**
	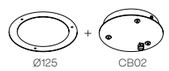	.45 .65	**SC22**
	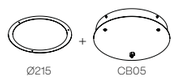	.95 .125 .150	**SC23**

SUSPENSION KIT 5m	SUSPENSION KIT 7m	SUSPENSION KIT 10m
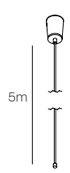	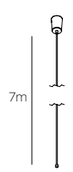	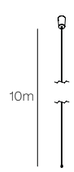
SC05.SA	**SC07.SA**	**SC10.SA**

FINISH
- **B** · Black
- **W** · White
- **S** · Special color

ON DEMAND OPTIONS
- Special finishes
- Number switches
- Tunable white
- RGB
- Emergency lighting
- Motion detection
- Wireless control options
- Surface/Wall sfc. up light

TECHNICAL INFORMATION

POWER HIGH

		1167 x 1201	1385 x 1452	1602 x 1703	1818 x 1952
	24 V	42 W 2924 - 3249 - 3573 lm	51 W 3516 - 3907 - 4298 lm	59 W 4109 - 4566 - 5022 lm	68 W 4702 - 5224 - 5747 lm
	700 mA	174 W 16966 - 17506 - 19009 lm	216 W 20634 - 21494 - 23315 lm	258 W 24302 - 25480 - 27621 lm	300 W 27970 - 29467 - 31927 lm
Silicone	2700 K	**144EB 312**	**144EE 312**	**144EH 312**	**144EJ 312**
	3000 K	**144EB 313**	**144EE 313**	**144EH 313**	**144EJ 313**
	4000 K	**144EB 315**	**144EE 315**	**144EH 315**	**144EJ 315**

Silicone



The data shown corresponds to raw values.

INSTALLATION
- **1** · Pendant
- **2** · Pendant up light
- **3** · Surface
- **5** · Recessed with frame
- **6** · Trimless

FINISH
- **B** · Black
- **W** · White
- **S** · Special color

DIMM OPTIONS
- **O** · On-Off
- **D** · Dali
- **P** · Push
- **V** · 1.10v

- Up light
- Down light

ALBERTA SOFT LOOP

NEW

ALUMINIUM SILICONE · CRI ≥90 · IK06 · LIFE 50000H · DIM OPTIONAL

REMOTE · INDOOR · 220–240 V 50–60 Hz



INSTALLATION



1. PENDANT

IP40

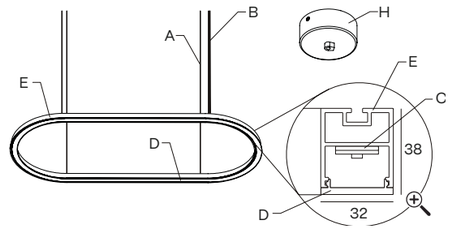

2. SURFACE

IP40

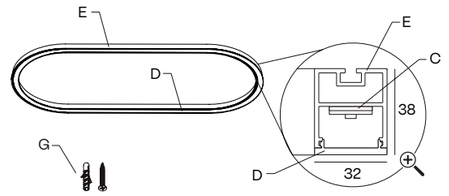

3. RECESSED WITH FRAME

70 mm · IP20 IP43

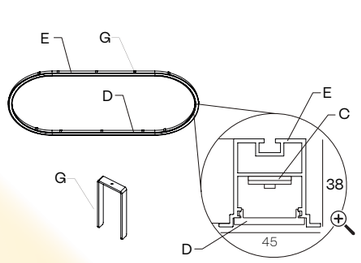

4. TRIMLESS

70 mm · IP20 IP43

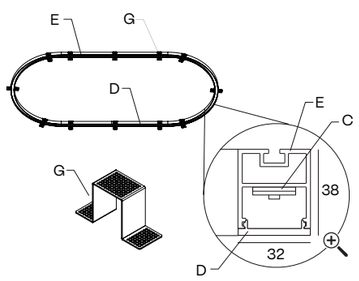

WIDTH × LENGTH mm.
650 x 1402 · 950 x 1955

HEIGHT mm.
38

A – 3× aircraft cable (3 m)
B – Power cable
C – LED module
D – Diffuser

E – Aluminium profile
G – Mounting kit
H – Connection box not included

Cut hole
Minimum height of the false ceiling
Luminaire not suitable to becovered with thermal insulating material

COMPONENTS

PENDANT

CENTRAL ROD SUSPENSION	CONNECTION BOX	DIMENSIONS	REFERENCE
	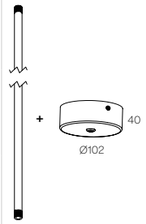	600 mm	**SC20.60**
		800 mm	**SC20.80**
		1000 mm	**SC20.100**

SUSPENSION KIT 5m	SUSPENSION KIT 7m	SUSPENSION KIT 10m
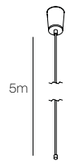	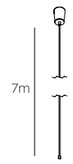	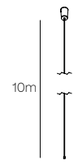
SC05.SA	**SC07.SA**	**SC10.SA**

FINISH
- **B** · Black
- **W** · White
- **S** · Special color

ON DEMAND OPTIONS
- Special finishes
- Number switches
- Tunable white
- RGB
- Emergency lighting
- Motion detection
- Wireless control options
- Surface/Wall sfc. up light

TECHNICAL INFORMATION

POWER HIGH

		 650 x 1402 mm	 950 x 1955 mm
	700 mA	216 W 20514 - 21535 - 23143 lm	244 W 23079 - 24151 - 26186 lm
Silicone	2700 K	**142EF % 312**	**142EI % 312**
	3000 K	**142EF % 313**	**142EI % 313**
	4000 K	**142EF % 315**	**142EI % 315**

Silicone



The data shown corresponds to raw values.

INSTALLATION
- **1** · Pendant
- **3** · Surface
- **5** · Recessed with frame
- **6** · Trimless

FINISH
- **B** · Black
- **W** · White
- **S** · Special color

DIMM OPTIONS
- **O** · On-Off
- **D** · Dali
- **P** · Push
- **V** · 1.10v

- Up light
- Down light

ALBERTA INSIDE HAT

NEW

ALUMINIUM SILICONE · CRI ≥90 · IK06 · LIFE 50000H · DIM OPTIONAL

REMOTE · INDOOR · 220–240 V 50–60 Hz · CE



INSTALLATION



1. PENDANT

IP40

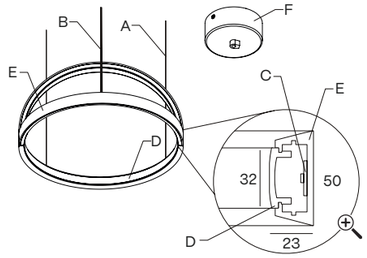

DIAMETERS mm.
650 · 950

HEIGHT mm.
50

A – 3× aircraft cable (3 m)
B – Power cable
C – LED stripe
D – Diffuser

E – Aluminium profile
F – Connection box not included

COMPONENTS

PENDANT

SUSPENSION KIT 5m	SUSPENSION KIT 7m	SUSPENSION KIT 10m
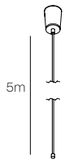	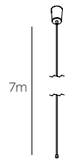	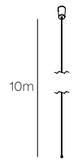
SC05.SA	**SC07.SA**	**SC10.SA**

FINISH
- **B** · Black
- **W** · White
- **S** · Special color

ON DEMAND OPTIONS
- Special finishes
- Tunable white
- Custom dimensions
- RGB

TECHNICAL INFORMATION

POWER STANDARD

		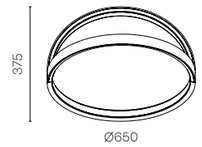	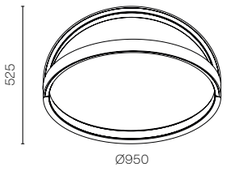
	24 V	88 W 6888 - 7439 - 8167 lm	129 W 10066 - 10873 - 11936 lm
Silicone	2700 K	**123EF1 112**	**123EI1 112**
	3000 K	**123EF1 113**	**123EI1 113**
	4000 K	**123EF1 115**	**123EI1 115**

Silicone



The data shown corresponds to raw values.

FINISH
- **B** · Black
- **W** · White
- **S** · Special color

DIMM OPTIONS
- **O** · On-Off
- **D** · Dali
- **P** · Push
- **V** · 1.10v

Inside light

ALBERTA SLIGHT ECCENTRIC

ALUMINIUM PC · CRI ≥90 · IK06 · LIFE 50000H · DIM OPTIONAL

INTEGRATED · INDOOR · 220–240 V 50–60 Hz



INSTALLATION



1. PENDANT – PENDANT UP LIGHT

IP40

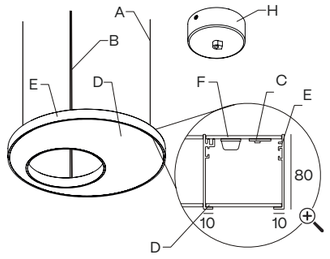

2. SURFACE

IP40

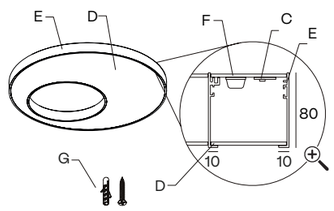

DIAMETERS mm.
650 · 950 · 1250

HEIGHT mm.
80

A – 3× aircraft cable (3 m)
B – Power cable
C – LED module
D – Diffuser
E – Aluminium profile
F – Aluminium cover
G – Mounting kit
H – Included connection box

COMPONENTS

PENDANT

CABLE CONCENTRATOR	CONNECTION BOX	FOR MODEL	REFERENCE
		.65	**CB02**
	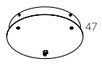	.95 .125	**CB05**

CABLE CONCENTRATOR KIT	CONNECTION BOX	FOR MODEL	REFERENCE
		.65	**SC22**
	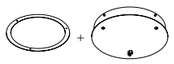	.95 .125	**SC23**

SUSPENSION KIT 5m	SUSPENSION KIT 7m	SUSPENSION KIT 10m
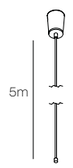	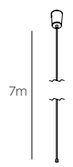	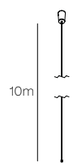
SC05.SA	**SC07.SA**	**SC10.SA**

FINISH
- **B** · Black
- **W** · White
- **S** · Special color

ON DEMAND OPTIONS
- Special finishes
- Special color temperatures
- Number switches
- Emergency lighting
- Motion detection
- Wireless control options
- Surface/Wall sfc. up light

TECHNICAL INFORMATION

POWER STANDARD

		 Int. Ø235 - Ext. Ø650	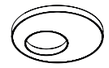 Int. Ø430 - Ext. Ø950	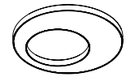 Int. Ø730 - Ext. Ø1250
	24 V	25 W 1816 - 1900 - 2040 lm	37 W 2724 - 2850 - 3060 lm	48 W 3556 - 3721 - 3995 lm
	700 mA	49 W 4938 - 5185 - 5444 lm	49 W 7901 - 8296 - 8711 lm	49 W 11851 - 12444 - 13066 lm
Opal	2700 K	**127EF 112**	**127EI 112**	**127EK 112**
Opal	3000 K	**127EF 113**	**127EI 113**	**127EK 113**
Opal	4000 K	**127EF 115**	**127EI 115**	**127EK 115**
Microprismatic	2700 K	**127EF 122**	**127EI 122**	**127EK 122**
Microprismatic	3000 K	**127EF 123**	**127EI 123**	**127EK 123**
Microprismatic	4000 K	**127EF 125**	**127EI 125**	**127EK 125**

Opal



Microprismatic



The data shown corresponds to raw values.

INSTALLATION
- **1** · Pendant
- **2** · Pendant up light
- **3** · Surface

FINISH
- **B** · Black
- **W** · White
- **S** · Special color

DIMM OPTIONS
- **O** · On-Off
- **D** · Dali
- **P** · Push
- **V** · 1.10v

- Up light
- Down light

ALBERTA SOFT OUTSIDE

NEW

ALUMINIUM SILICONE · CRI ≥90 · IK06 · LIFE 50000H · DIM OPTIONAL

REMOTE · INDOOR · 220–240 V 50–60 Hz



INSTALLATION



1. PENDANT

IP40

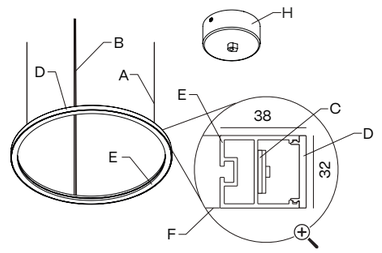

2. SURFACE

IP40

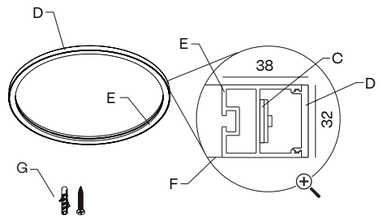

3. WALL SURFACE

IP40

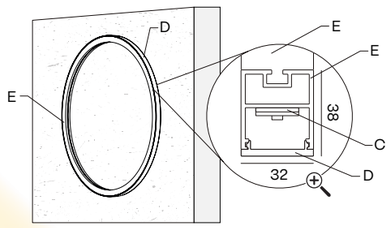

DIAMETERS mm.
950 · 1250
HEIGHT mm.
32

A – 3× aircraft cable (3 m)
B – Power cable
C – LED stripe
D – Diffuser

E – Aluminium profile
G – Mounting kit
H – Connection box not included

COMPONENTS

PENDANT

CABLE CONCENTRATOR	CONNECTION BOX	FOR MODEL	REFERENCE
	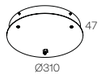	.95 .125	**CB05**

CABLE CONCENTRATOR KIT	CONNECTION BOX	FOR MODEL	REFERENCE
	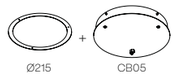	.95 .125	**SC23**

SUSPENSION KIT 5m	SUSPENSION KIT 7m	SUSPENSION KIT 10m
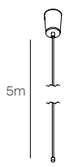	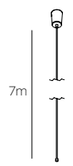	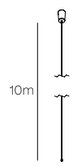
SC05.SA	**SC07.SA**	**SC10.SA**

FINISH
- **B** · Black
- **W** · White
- **S** · Special color

ON DEMAND OPTIONS
- Special finishes
- Number switches
- Tunable white
- RGB
- Emergency lighting
- Motion detection
- Wireless control options
- Surface/Wall sfc. up light

TECHNICAL INFORMATION

POWER HIGH

		 Int. Ø886 – Ext. Ø950	 Int. Ø1186 – Ext. Ø1250
	700 mA	86 W 6711 – 7248 – 7957 lm	113 W 8830 – 9537 – 10470 lm
Silicone	2700 K	**143EI 112**	**143EK 112**
	3000 K	**143EI 113**	**143EK 113**
	4000 K	**143EI 115**	**143EK 115**

Silicone



The data shown corresponds to raw values.

INSTALLATION
- **1** · Pendant
- **3** · Surface
- **7** · Wall Surface

FINISH
- **B** · Black
- **W** · White
- **S** · Special color

DIMM OPTIONS
- **O** · On-Off
- **D** · Dali
- **P** · Push
- **V** · 1.10v

Outside light

ALBERTA OUTSIDE

NEW

ALUMINIUM SILICONE · CRI ≥90 · IK06 · LIFE 50000H · DIM OPTIONAL

REMOTE · INDOOR · 220–240 V 50–60 Hz



INSTALLATION



1. PENDANT

IP40

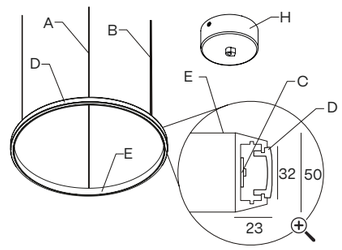

2. SURFACE

IP40

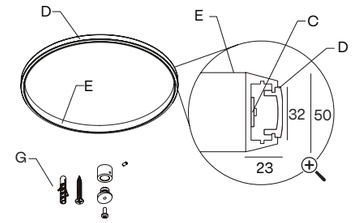

DIAMETERS mm.
450 · 650 · 950 · 1250

HEIGHT mm.
50

A – 3× aircraft cable (3 m)
B – Power cable
C – LED stripe
D – Diffuser
E – Aluminium profile
G – Mounting kit
H – Connection box not included

COMPONENTS

PENDANT

CABLE CONCENTRATOR	CONNECTION BOX	FOR MODEL	REFERENCE
		.45 .65	**CB02**
	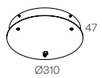	.95 .125	**CB05**

CABLE CONCENTRATOR KIT	CONNECTION BOX	FOR MODEL	REFERENCE
		.45 .65	**SC22**
	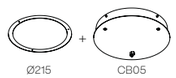	.95 .125	**SC23**

SUSPENSION KIT 5m	SUSPENSION KIT 7m	SUSPENSION KIT 10m
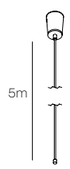	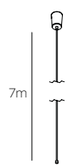	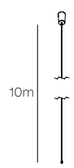
SC05.SA	**SC07.SA**	**SC10.SA**

FINISH
- **B** · Black
- **W** · White
- **S** · Special color

ON DEMAND OPTIONS
- Special finishes
- TW Tunable white
- Custom dimensions
- RGB

TECHNICAL INFORMATION

POWER STANDARD

		Int. Ø404 – Ext. Ø450	Int. Ø604 – Ext. Ø650	Int. Ø904 – Ext. Ø950	Int. Ø1204– Ext. Ø1250
	24 VdC	41 W 3179 – 3433 – 3769 lm	59 W 4592 – 4959 – 5445 lm	86 W 6711 – 7248 – 7957 lm	113 W 8830 – 9537 – 10470 lm
Silicone	2700 K	**124ED** **112**	**124EF** **112**	**124EI** **112**	**124EK** **112**
	3000 K	**124ED** **113**	**124EF** **113**	**124EI** **113**	**124EK** **113**
	4000 K	**124ED** **115**	**124EF** **115**	**124EI** **115**	**124EK** **115**

Silicone



The data shown corresponds to raw values.

INSTALLATION
- **1** · Pendant
- **3** · Surface

FINISH
- **B** · Black
- **W** · White
- **S** · Special color

DIMM OPTIONS
- **O** · On-Off
- **D** · Dali
- **P** · Push
- **V** · 1.10v

Inside light

ALBERTA INSIDE

ALUMINIUM SILICONE · CRI ≥90 · IK06 · LIFE 50000H · DIM OPTIONAL

REMOTE · INDOOR · 220–240 V 50–60 Hz



INSTALLATION



1. PENDANT

IP40

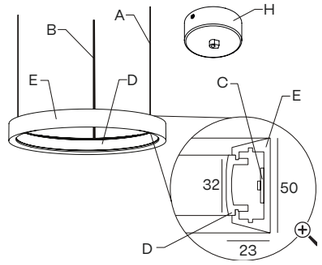

2. SURFACE

IP40

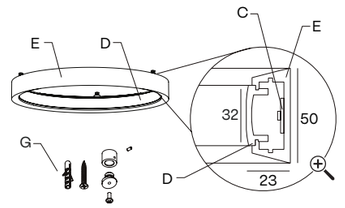

DIAMETERS mm.
250 · 350 · 450 · 650 · 950 · 1250

HEIGHT mm.
50

A – 3× aircraft cable (3 m)
B – Power cable
C – LED stripe
D – Diffuser
E – Aluminium profile
G – Mounting kit
H – Connection box not included

COMPONENTS

PENDANT

CABLE CONCENTRATOR	CONNECTION BOX	FOR MODEL	REFERENCE
	 Ø102 40	.25 .35	**CB10**
	 Ø150 26	.45 .65	**CB02**
	 Ø310 47	.95 .125	**CB05**

CABLE CONCENTRATOR KIT	CONNECTION BOX	FOR MODEL	REFERENCE
	 Ø85 + CB10	.25 .35	**SC21**
	 Ø125 + CB02	.45 .65	**SC22**
	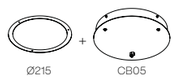 Ø215 + CB05	.95 .125	**SC23**

SUSPENSION KIT 5m	SUSPENSION KIT 7m	SUSPENSION KIT 10m
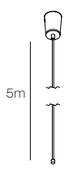 5m	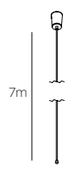 7m	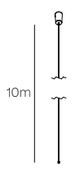 10m
SC05.SA	**SC07.SA**	**SC10.SA**

VERTICAL ACCESSORY

ALBERTA INSIDE VERTICAL PENDANT SYSTEM	CONNECTION BOX	DIMENSION	REFERENCE
	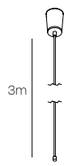 3m	.35	**A122HB1XXX**
		.45	**A122HE1XXX**
		.65	**A122HH1XXX**
		.95	**A122HJ1XXX**
		.125	**A122HL1XXX**

VTILT ACCESSORY

ALBERTA INSIDE VTILT ROD	CONNECTION BOX	DIMENSION	REFERENCE
 45°	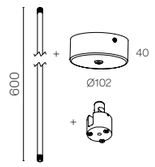 600 + Ø102 40 +	.35	**A122HB2XXX**
		.45	**A122HE2XXX**

EXTRA ALBERTA INSIDE VTILT ROD	DIMENSION	REFERENCE
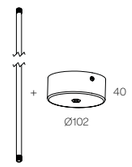 + Ø102 40	800 mm	**SC20.80**
	1000 mm	**SC20.100**

FINISH
- **B** · Black
- **W** · White
- **S** · Special color

ON DEMAND OPTIONS
- Special finishes
- TW Tunable white
- Custom dimensions
- RGB

TECHNICAL INFORMATION

POWER STANDARD

		Int. Ø204 – Ext. Ø250	Int. Ø304 – Ext. Ø350	Int. Ø404 – Ext. Ø450	Int. Ø604 – Ext. Ø650	Int. Ø904 – Ext. Ø950	Int. Ø1204– Ext. Ø1250
	24 VdC	24 W 1766 – 1907 – 2094 lm	32 W 3407 – 2670 – 2932 lm	41 W 3179 – 3433 – 3769 lm	59 W 4592 – 4959 – 5445 lm	86 W 6711 – 7248 – 7957 lm	113 W 8830 – 9537 – 10470 lm
Silicone	2700 K	**122EB** **112**	**122EC** **112**	**122ED** **112**	**122EF** **112**	**122EI** **112**	**122EK** **112**
	3000 K	**122EB** **113**	**122EC** **113**	**122ED** **113**	**122EF** **113**	**122EI** **113**	**122EK** **113**
	4000 K	**122EB** **115**	**122EC** **115**	**122ED** **115**	**122EF** **115**	**122EI** **115**	**122EK** **115**

Silicone



The data shown corresponds to raw values.

INSTALLATION
- **1** · Pendant
- **3** · Surface

FINISH
- **B** · Black
- **W** · White
- **S** · Special color

DIMM OPTIONS
- **O** · On-Off
- **D** · Dali
- **P** · Push
- **V** · 1.10v

Inside light

ALBERTA DUE

ALUMINIUM
SILICONE

CRI
≥90

IK06

LIFE
50000H

DIM
OPTIONAL

REMOTE

INDOOR

220–240 V
50–60 Hz



INSTALLATION

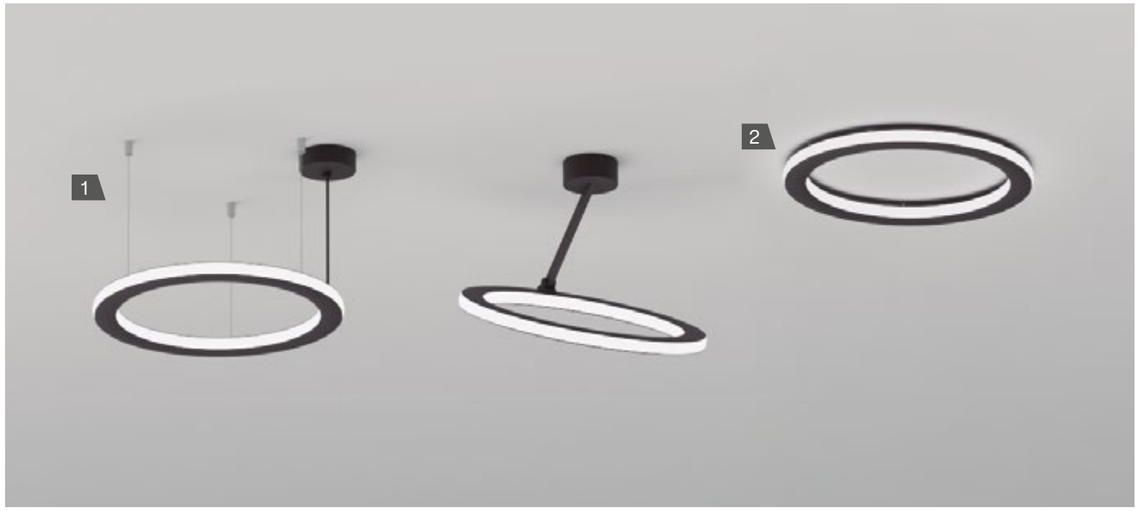

1. PENDANT

IP40

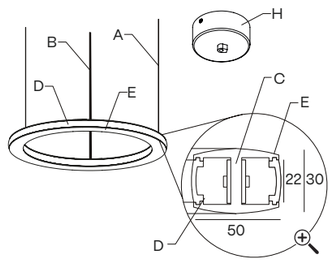

2. SURFACE

IP40

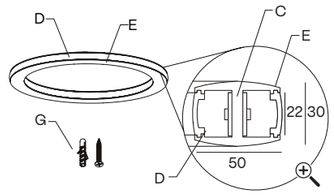

DIAMETERS mm.
260 · 360 · 460 · 660 · 960 · 1260

HEIGHT mm.
30

A – 3× aircraft cable (3 m)
B – Power cable
C – LED stripe
D – Diffuser

E – Aluminium profile
G – Mounting kit
H – Connection box not included

COMPONENTS

PENDANT

CABLE CONCENTRATOR	CONNECTION BOX	FOR MODEL	REFERENCE
		.25 .35	**CB10**
		.45 .65	**CB02**
		.95 .125	**CB05**

CABLE CONCENTRATOR KIT	CONNECTION BOX	FOR MODEL	REFERENCE
		.25 .35	**SC21**
	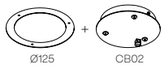	.45 .65	**SC22**
	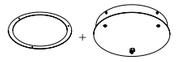	.95 .125	**SC23**

SUSPENSION KIT 5m	SUSPENSION KIT 7m	SUSPENSION KIT 10m
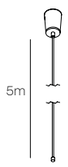	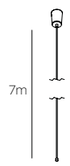	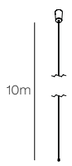
SC05.SA	**SC07.SA**	**SC10.SA**

MOVE ACCESSORY

ALBERTA DUE MOVE TILT ROD	CONNECTION BOX	DIMENSIONS	REFERENCE
	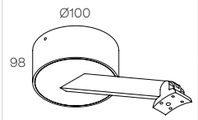	.35	**A121HB1XXX**
		.45	**A121HE1XXX**

FINISH
- **B** · Black
- **W** · White
- **S** · Special color

ON DEMAND OPTIONS
- Special finishes
- Number switches
- Tunable white
- RGB

TECHNICAL INFORMATION

POWER STANDARD

		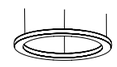 Int. Ø160 – Ext. Ø260	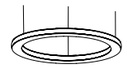 Int. Ø260 – Ext. Ø360	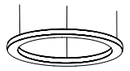 Int. Ø360 – Ext. Ø460	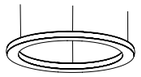 Int. Ø560 – Ext. Ø660	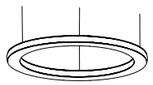 Int. Ø860 – Ext. Ø960	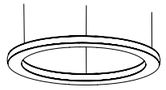 Int. Ø1160 – Ext. Ø1260
	24 VdC	23 W 1698 – 2026 – 2419 lm	32 W 2377 – 2837 – 3387 lm	41 W 3056 – 3647 – 4354 lm	59 W 4415 – 5268 – 6289 lm	86 W 6453 – 7700 – 9192 lm	113 W 8490 – 10132 – 12095 lm
Silicone	2700 K	**121EB 112**	**121EC 112**	**121ED 112**	**121EF 112**	**121EI 112**	**121EK 112**
	3000 K	**121EB 113**	**121EC 113**	**121ED 113**	**121EF 113**	**121EI 113**	**121EK 113**
	4000 K	**121EB 115**	**121EC 115**	**121ED 115**	**121EF 115**	**121EI 115**	**121EK 115**

Silicone



The data shown corresponds to raw values.

INSTALLATION
- **1** · Pendant
- **3** · Surface

FINISH
- **B** · Black
- **W** · White
- **S** · Special color

DIMM OPTIONS
- **O** · On-Off
- **D** · Dali
- **P** · Push
- **V** · 1.10v

Outside/Inside light

ALBERTA SOFT

ALUMINIUM SILICONE · CRI ≥90 · IK06 · LIFE 50000H · DIM OPTIONAL

REMOTE · INDOOR · 220–240 V 50–60 Hz · CE



INSTALLATION



1. PENDANT – PENDANT UP LIGHT

IP40

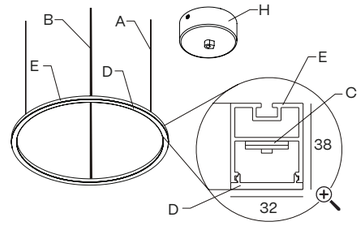

2. SURFACE

IP40

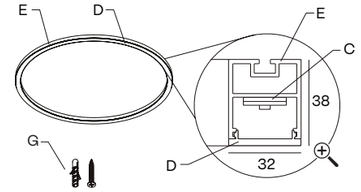

3. RECESSED WITH FRAME

70 mm · IP20 IP43

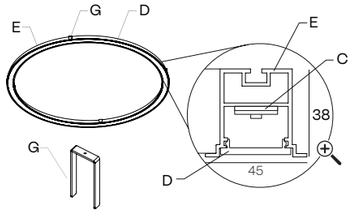

DIMENSION	
Ø366	Ø355
Ø466	Ø456
Ø666	Ø653
Ø966	Ø953
Ø1266	Ø1253

4. TRIMLESS

70 mm · IP20 IP43

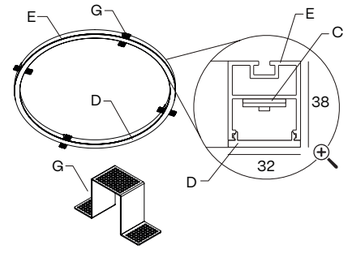

DIMENSION	
Ø343	Ø353
Ø443	Ø453
Ø643	Ø653
Ø943	Ø953
Ø1243	Ø1253

5. WALL SURFACE Ø350 mm to Ø1250 mm

NEW

IP40

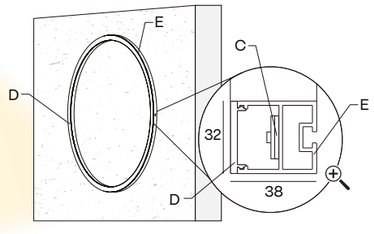

DIAMETERS mm.
350 · 450 · 650 · 950 · 1250 · 1500
2000 · 2500 · 3000 · 3500 · 4000
5000 · 6000

HEIGHT mm.
38

A – 3× aircraft cable (3 m)
B – Power cable
C – LED stripe
D – Diffuser
E – Aluminium profile
G – Mounting kit
H – Connection box not included

Cut hole
Minimum height of the false ceiling
Luminaire not suitable to be covered with thermal insulating material

COMPONENTS

PENDANT

CABLE CONCENTRATOR	CONNECTION BOX	FOR MODEL	REFERENCE
		.35	**CB10**
		.45 .65	**CB02**
		.95 .125 .150	**CB05**

CABLE CONCENTRATOR KIT	CONNECTION BOX	FOR MODEL	REFERENCE
		.35	**SC21**
	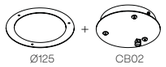	.45 .65	**SC22**
	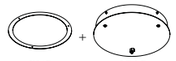	.95 .125 .150	**SC23**

SUSPENSION KIT 5m	SUSPENSION KIT 7m	SUSPENSION KIT 10m
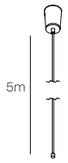	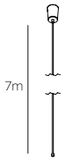	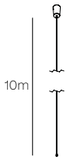
SC05.SA	**SC07.SA**	**SC10.SA**

FINISH
- **B** · Black
- **W** · White
- **S** · Special color

ON DEMAND OPTIONS
- Special finishes
- Number switches
- Tunable white
- RGB
- Emergency lighting
- Motion detection
- Wireless control options
- Surface/Wall sfc. up light

TECHNICAL INFORMATION

POWER HIGH

		Int. Ø286 – Ext. Ø350	Int. Ø386 – Ext. Ø450	Int. Ø586 – Ext. Ø650	Int. Ø886 – Ext. Ø950	Int. Ø1186 – Ext. Ø1250
	24 V	13 W 908 – 950 – 1020 lm	18 W 1287 – 1346 – 1445 lm	25 W 1816 – 1900 – 2040 lm	37 W 2724 – 2850 – 3060 lm	48 W 3556 – 3721 – 3995 lm
	700 mA	56 W 5280 – 5316 – 5844 lm	76 W 7086 – 7121 – 7747 lm	88 W 8785 – 9040 – 9687 lm	132 W 13298 – 13519 – 14703 lm	176 W 17816 – 18118 – 18135 lm
Silicone	2700 K	**140EC** **312**	**140ED** **312**	**140EF** **312**	**140EI** **312**	**140EK** **312**
Silicone	3000 K	**140EC** **313**	**140ED** **313**	**140EF** **313**	**140EI** **313**	**140EK** **313**
Silicone	4000 K	**140EC** **315**	**140ED** **315**	**140EF** **315**	**140EI** **315**	**140EK** **315**

		Int. Ø1436 – Ext. Ø1500	Int. Ø1936 – Ext. Ø2000	Int. Ø2436 – Ext. Ø2500	Int. Ø2936– Ext. Ø3000
	24 V	35 W 4174 – 4465 – 4794 lm	46 W 5595 – 5985 – 6426 lm	57 W 6927 – 7410 – 7956 lm	69 W 8437 – 8930 – 9588 lm
	500 mA	178 W 26176 – 31008 – 33376 lm	240 W 35174 – 41667 – 44849 lm	301 W 44172 – 52326 – 56322 lm	351 W 51534 – 61047 – 65709 lm
Silicone	2700 K	**140EM** **312**	**140ER** **312**	**140ET** **312**	**140EW** **312**
Silicone	3000 K	**140EM** **313**	**140ER** **313**	**140ET** **313**	**140EW** **313**
Silicone	4000 K	**140EM** **315**	**140ER** **315**	**140ET** **315**	**140EW** **315**

		Int. Ø3436 – Ext. Ø3500	Int. Ø3936 – Ext. Ø4000	Int. Ø4936 – Ext. Ø5000	Int. Ø5936 – Ext. Ø6000
	24 V	132 W N/A – 10450 – 11220 lm	92 W 11189 – 11970 – 12852 lm	115 W 13942 – 14915 – 16014 lm	138 W 16872 – 17955 – 19278 lm
	500 mA	423 W 62168 – 73644 – 79268 lm	473 W 69530 – 82365 – 88655 lm	602 W 88344 – 104652 – 112644 lm	713 W 104704 – 124032 – 133504 lm
Silicone	2700 K	**140EX** **312**	**140EY** **312**	**140EZ** **312**	**125EN** **312**
Silicone	3000 K	**140EX** **313**	**140EY** **313**	**140EZ** **313**	**125EN** **313**
Silicone	4000 K	**140EX** **315**	**140EY** **315**	**140EZ** **315**	**125EN** **315**

Silicone



The data shown corresponds to raw values.

INSTALLATION
- **1** · Pendant
- **2** · Pendant up light
- **3** · Surface
- **5** · Recessed with frame
- **6** · Trimless
- **7** · Wall Surface

FINISH
- **B** · Black
- **W** · White
- **S** · Special color

DIMM OPTIONS
- **O** · On-Off
- **D** · Dali
- **P** · Push
- **V** · 1.10v

- Up light
- Down light

ALBERTA SLIGHT

ALUMINIUM PC · CRI ≥90 · IK06 · LIFE 50000H · DIM OPTIONAL

INTEGRATED · INDOOR · 220–240 V 50–60 Hz · CE



INSTALLATION



1. PENDANT – PENDANT UP LIGHT

IP40

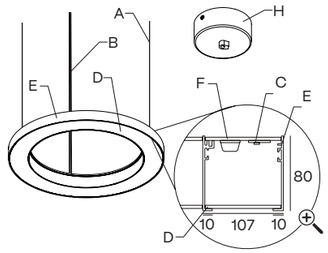

2. SURFACE

IP40

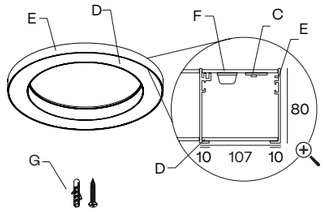

3. TRIMLESS

NEW

IP20
IP43

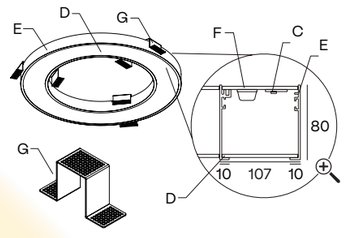

DIMENSION		DIMENSION	
Int. Ø230 Ext. Ø450	Int. Ø229 Ext. Ø453	Int. Ø2220 Ext. Ø2500	Int. Ø2219 Ext. Ø2503
Int. Ø430 Ext. Ø650	Int. Ø429 Ext. Ø653	Int. Ø2720 Ext. Ø3000	Int. Ø2719 Ext. Ø3003
Int. Ø710 Ext. Ø950	Int. Ø709 Ext. Ø953	Int. Ø3720 Ext. Ø4000	Int. Ø3719 Ext. Ø4003
Int. Ø990 Ext. Ø1250	Int. Ø989 Ext. Ø1253	Int. Ø4700 Ext. Ø5000	Int. Ø4699 Ext. Ø5003
Int. Ø1240 Ext. Ø1500	Int. Ø1239 Ext. Ø1503	Int. Ø5700 Ext. Ø6000	Int. Ø5699 Ext. Ø6003
Int. Ø1740 Ext. Ø2000	Int. Ø1739 Ext. Ø2003		

Diffuser width may vary by a few millimeters depending on the product diameter. Please refer to the data provided for each model.

DIAMETERS mm.
450 · 650 · 950 · 1250 · 1500 · 2000
2500 · 3000 · 4000 · 5000 · 6000

HEIGHT mm.
80

A – 3× aircraft cable (3 m)
B – Power cable
C – LED module
D – Diffuser
E – Aluminium profile
F – Aluminium cover
G – Mounting kit
H – Included connection box

Cut hole
Minimum height of the false ceiling
Luminaire not suitable to be covered with thermal insulating material

COMPONENTS

PENDANT

CABLE CONCENTRATOR	CONNECTION BOX	FOR MODEL	REFERENCE
		.45 .65	**CB02**
	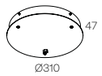	.95 .125	**CB05**

CABLE CONCENTRATOR KIT	CONNECTION BOX	FOR MODEL	REFERENCE
		.45 .65	**SC22**
	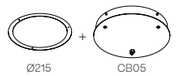	.95 .125	**SC23**

SUSPENSION KIT 5m	SUSPENSION KIT 7m	SUSPENSION KIT 10m
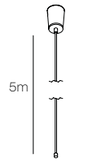	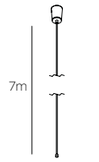	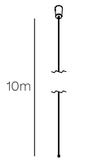
SC05.SA	**SC07.SA**	**SC10.SA**

FINISH
- **B** · Black
- **W** · White
- **S** · Special color

ON DEMAND OPTIONS
- Special finishes
- Special color temperatures
- Number switches
- Custom dimensions
- Emergency lighting
- Motion detection
- Wireless control options
- Surface/Wall sfc. up light

TECHNICAL INFORMATION

POWER STANDARD

		Int. Ø230 – Ext. Ø450	Int. Ø430 – Ext. Ø650	Int. Ø710 – Ext. Ø950	Int. Ø990 – Ext. Ø1250	Int. Ø1240 – Ext. Ø1500	Int. Ø1740 – Ext. Ø2000
	24 V	18 W 1287 – 1346 – 1445 lm	25 W 1816 – 1900 – 2040 lm	37 W 2724 – 2850 – 3060 lm	48 W 3556 – 3721 – 3995 lm	35 W 4174 – 4300 – 4554 lm	46 W 5595 – 5765 – 6105 lm
	700 mA	32 W 3157 – 3430 – 3500 lm	49 W 4938 – 5185 – 5444 lm	78 W 7901 – 8296 – 8711 lm	118 W 11851 – 12444 –13066 lm	137 W 14814 – 15555 – 16333 lm	196 W 20740 – 21777 –22866 lm
Opal	2700 K	**125ED** **112**	**125EF** **112**	**125EI** **112**	**125EK** **112**	**125EM** **112**	**125ER** **112**
Opal	3000 K	**125ED** **113**	**125EF** **113**	**125EI** **113**	**125EK** **113**	**125EM** **113**	**125ER** **113**
Opal	4000 K	**125ED** **115**	**125EF** **115**	**125EI** **115**	**125EK** **115**	**125EM** **115**	**125ER** **115**
Microprismatic	2700 K	**125ED** **122**	**125EF** **122**	**125EI** **122**	**125EK** **122**	**125EM** **122**	**125ER** **122**
Microprismatic	3000 K	**125ED** **123**	**125EF** **123**	**125EI** **123**	**125EK** **123**	**125EM** **123**	**125ER** **123**
Microprismatic	4000 K	**125ED** **125**	**125EF** **125**	**125EI** **125**	**125EK** **125**	**125EM** **125**	**125ER** **125**

		Int. Ø2220 – Ext. Ø2500	Int. Ø2720 – Ext. Ø3000	Int. Ø3720 – Ext. Ø4000	Int. Ø4700 – Ext. Ø5000	Int. Ø5700 – Ext. Ø6000
	24 V	57 W 6927 – 7137 – 7559 lm	69 W 8437 – 8693 – 9206 lm	92 W 11189 – 11529 – 12210 lm	115 W 13942 – 14366 – 15213 lm	138 W 16872 – 17385 – 18411 lm
	700 mA	235 W 25184 – 26444 – 2766 lm	314 W 31604 – 33184 – 34843 lm	412 W 41480 – 43554 – 45732 lm	470 W 47406 – 49776 – 52265 lm	588 W 59257 – 62220 – 65331 lm
Opal	2700 K	**125ET** **112**	**125EW** **112**	**125EY** **112**	**125EZ** **112**	**125EN** **112**
Opal	3000 K	**125ET** **113**	**125EW** **113**	**125EY** **113**	**125EZ** **113**	**125EN** **113**
Opal	4000 K	**125ET** **115**	**125EW** **115**	**125EY** **115**	**125EZ** **115**	**125EN** **115**
Microprismatic	2700 K	**125ET** **122**	**125EW** **122**	**125EY** **122**	**125EZ** **122**	**125EN** **122**
Microprismatic	3000 K	**125ET** **123**	**125EW** **123**	**125EY** **123**	**125EZ** **123**	**125EN** **123**
Microprismatic	4000 K	**125ET** **125**	**125EW** **125**	**125EY** **125**	**125EZ** **125**	**125EN** **125**

Opal



Microprismatic



The data shown corresponds to raw values.

INSTALLATION
- **1** · Pendant
- **2** · Pendant up light
- **3** · Surface
- **6** · Trimless

FINISH
- **B** · Black
- **W** · White
- **S** · Special color

DIMM OPTIONS
- **O** · On-Off
- **D** · Dali
- **P** · Push
- **V** · 1.10v

- Up light
- Down light

ALBERTA

ALUMINIUM PC · CRI ≥90 · IK06 · LIFE 50000H · DIM OPTIONAL · TW

INTEGRATED · INDOOR · 220–240 V 50–60 Hz · CE



INSTALLATION



1. PENDANT – PENDANT UP LIGHT

IP40

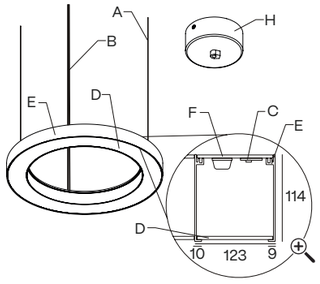

2. SURFACE

IP40

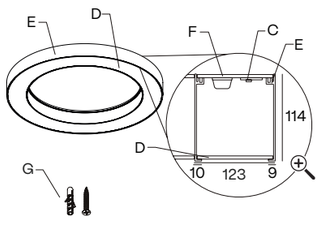

3. RECESSED WITH FRAME

NEW

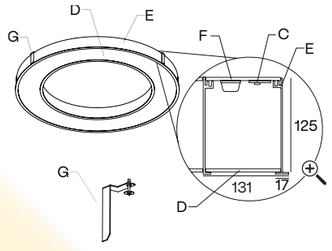

IP20 IP43

DIMENSION	
Int. Ø343 Ext. Ø666	Ø653
Int. Ø543 Ext. Ø966	Ø953
Int. Ø743 Ext. Ø1266	Ø1253

4. TRIMLESS

NEW

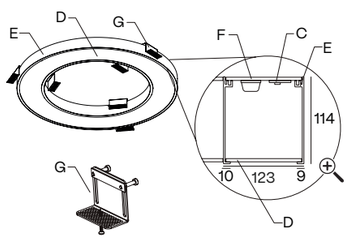

IP20 IP43

DIMENSION	
Int. Ø430 Ext. Ø650	Ø653
Int. Ø710 Ext. Ø950	Ø953
Int. Ø990 Ext. Ø1250	Ø1253

Diffuser width may vary by a few millimeters depending on the product diameter. Please refer to the data provided for each model.

DIAMETERS mm.
650 · 950 · 1250

HEIGHT mm.
114 · 125

A – 3× aircraft cable (3 m)
B – Power cable
C – LED module
D – Diffuser
E – Aluminium profile
F – Aluminium cover
G – Mounting kit
H – Included connection box

Cut hole
Minimum height of the false ceiling
Luminaire not suitable to be covered with thermal insulating material

COMPONENTS

PENDANT

CABLE CONCENTRATOR	CONNECTION BOX	FOR MODEL	REFERENCE
		.65	**CB02**
	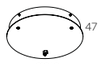	.95 .125	**CB05**

CABLE CONCENTRATOR KIT	CONNECTION BOX	FOR MODEL	REFERENCE
		.65	**SC22**
	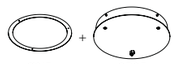	.95 .125	**SC23**

SUSPENSION KIT 5m	SUSPENSION KIT 7m	SUSPENSION KIT 10m
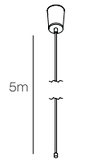	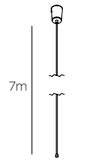	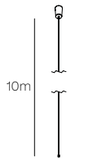
SC05.SA	**SC07.SA**	**SC10.SA**

FINISH
- **B** · Black
- **W** · White
- **S** · Special color

ON DEMAND OPTIONS
- Special finishes
- Special color temperatures
- Number switches
- CRI 80
- Custom dimensions
- Emergency lighting
- Motion detection
- Wireless control options
- Surface/Wall sfc. up light
- RGB

TECHNICAL INFORMATION

POWER STANDARD

		 Int. Ø420 – Ext. Ø650	 Int. Ø690 – Ext. Ø950	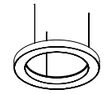 Int. Ø990 – Ext. Ø1250
	24 V	25 W 1816 – 1900 – 2040 lm	37 W 2724 – 2850 – 3060 lm	48 W 3556 – 3721 – 3995 lm
	500 mA	24 W 4090 – 4845 – 5215 lm	47 W 6544 – 7752 – 8344 lm	48 W 9816 – 11628 – 12516 lm
Opal	2700 K	**120EF 112**	**120EI 112**	**120EK 112**
Opal	3000 K	**120EF 113**	**120EI 113**	**120EK 113**
Opal	4000 K	**120EF 115**	**120EI 115**	**120EK 115**
Microprismatic	2700 K	**120EF 122**	**120EI 122**	**120EK 122**
Microprismatic	3000 K	**120EF 123**	**120EI 123**	**120EK 123**
Microprismatic	4000 K	**120EF 125**	**120EI 125**	**120EK 125**

POWER HIGH

		Int. Ø420 – Ext. Ø650	Int. Ø690 – Ext. Ø950	Int. Ø990 – Ext. Ø1250
	24 V	25 W 1816 – 1900 – 2040 lm	37 W 2724 – 2850 – 3060 lm	48 W 3556 – 3721 – 3995 lm
	500 mA	59 W 8430 – 9690 – 10430 lm	94 W 13488 – 15504 – 16688 lm	48 W 20232 – 23256 – 25032 lm
Opal	2700 K	**120EF 312**	**120EI 312**	**120EK 312**
Opal	3000 K	**120EF 313**	**120EI 313**	**120EK 313**
Opal	4000 K	**120EF 315**	**120EI 315**	**120EK 315**
Microprismatic	2700 K	**120EF 322**	**120EI 322**	**120EK 322**
Microprismatic	3000 K	**120EF 323**	**120EI 323**	**120EK 323**
Microprismatic	4000 K	**120EF 325**	**120EI 325**	**120EK 325**

Opal



Microprismatic

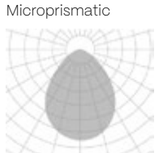

The data shown corresponds to raw values.

INSTALLATION
- **1** · Pendant
- **2** · Pendant up light
- **3** · Surface
- **5** · Recessed with frame
- **6** · Trimless

FINISH
- **B** · Black
- **W** · White
- **S** · Special color

DIMM OPTIONS
- **O** · On–Off
- **D** · Dali
- **P** · Push
- **V** · 1.10v

- Up light
- Down light

FLORIDA FAMILY

FLORIDA | DECO | SQ
REF. 160 | 161 | 162
PAG. 106 | 102 | 110

FLORIDA DECO

NEW

ALUMINIUM PC · CRI ≥90 · IK06 · LIFE 50000H · DIM OPTIONAL

INTEGRATED · INDOOR · 220–240 V 50–60 Hz · CE



INSTALLATION



1. PENDANT

IP40

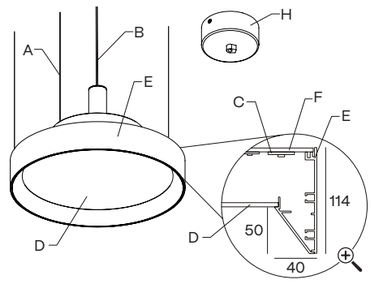

2. SURFACE

IP40

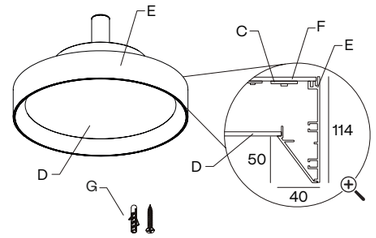

DIAMETERS mm.
450 · 650

HEIGHT mm.
114

A – 3× aircraft cable (3 m)
B – Power cable
C – LED module
D – Diffuser
E – Aluminium profile
F – Aluminium cover
G – Mounting kit
H – Included connection box

COMPONENTS

PENDANT

CABLE CONCENTRATOR	CONNECTION BOX	FOR MODEL	REFERENCE
		.35	**CB10**
		.45 .65	**CB02**
		.95 .125	**CB05**

CABLE CONCENTRATOR KIT	CONNECTION BOX	FOR MODEL	REFERENCE
		.35	**SC21**
	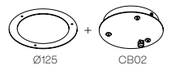	.45 .65	**SC22**
	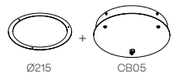	.95 .125	**SC23**

SUSPENSION KIT 5m	SUSPENSION KIT 7m	SUSPENSION KIT 10m
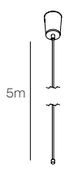	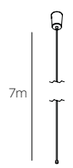	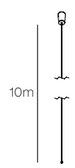
SC05.SA	**SC07.SA**	**SC10.SA**

FINISH
- **B** · Black
- **W** · White
- **S** · Special color

ON DEMAND OPTIONS
- Special finishes
- Number switches
- Surface/Wall sfc. up light
- Emergency lighting
- Motion detection
- Wireless control options

TECHNICAL INFORMATION

POWER STANDARD

		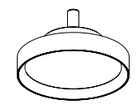 Ø450	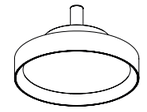 Ø650
	mA	49 W 4938 - 5185 - 5444 lm	118 W 11851 - 12444 - 13066 lm
Opal	2700 K	**161ED** **112**	**161EF** **112**
	3000 K	**161ED** **113**	**161EF** **113**
	4000 K	**161ED** **115**	**161EF** **115**
Microprismatic	2700 K	**161ED** **122**	**161EF** **122**
	3000 K	**161ED** **123**	**161EF** **123**
	4000 K	**161ED** **125**	**161EF** **125**

Opal



Microprismatic



The data shown corresponds to raw values.

INSTALLATION
- **1** · Pendant
- **3** · Surface

FINISH
- **B** · Black
- **W** · White
- **S** · Special color
- **H** · White – Black
- **G** · Black – White

DIMM OPTIONS
- **O** · On-Off
- **D** · Dali
- **P** · Push
- **V** · 1.10v

Down light

FLORIDA

ALUMINIUM PC · CRI ≥90 · IK06 · LIFE 50000H · DIM OPTIONAL

INTEGRATED · INDOOR · 220–240 V 50–60 Hz



INSTALLATION



1. PENDANT – PENDANT UP LIGHT

IP40

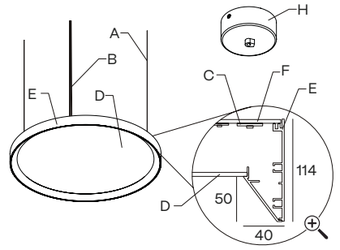

2. SURFACE

IP40

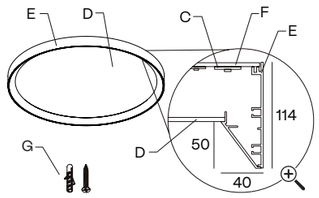

3. RECESSED WITH FRAME

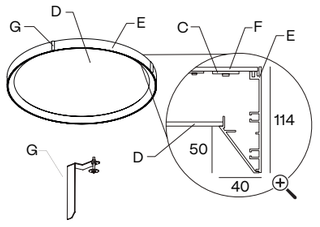

150 mm · IP20 IP43

DIMENSION	
Ø466	Ø453
Ø666	Ø653
Ø966	Ø953
Ø1266	Ø1253

4. TRIMLESS

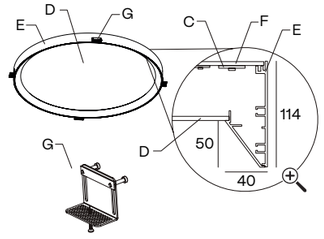

155 mm · IP20 IP43

DIMENSION	
Ø450	Ø460
Ø650	Ø660
Ø950	Ø960
Ø1250	Ø1260

5. WALL SURFACE

NEW

IP40

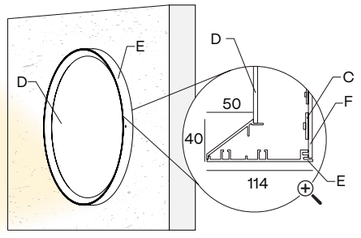

DIAMETERS mm.
450 · 650 · 950 · 1250

HEIGHT mm.
114

A – 3× aircraft cable (3 m)
B – Power cable
C – LED module
D – Diffuser

E – Aluminium profile
F – Aluminium cover
G – Mounting kit
H – Included connection box

Cut hole
Minimum height of the false ceiling
Luminaire not suitable to be covered with thermal insulating material

COMPONENTS

PENDANT

CABLE CONCENTRATOR	CONNECTION BOX	FOR MODEL	REFERENCE
		.45 .65	**CB02**
	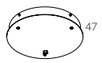	.95 .125	**CB05**

CABLE CONCENTRATOR KIT	CONNECTION BOX	FOR MODEL	REFERENCE
		.45 .65	**SC22**
	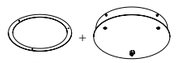	.95 .125	**SC23**

CENTRAL ROD SUSPENSION	CONNECTION BOX	DIMENSIONS	REFERENCE
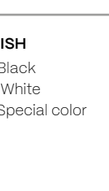	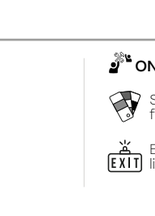	600 mm	**SC20.60**
		800 mm	**SC20.80**
		1000 mm	**SC20.100**

SUSPENSION KIT 5m	SUSPENSION KIT 7m	SUSPENSION KIT 10m
		
SC05.SA	**SC07.SA**	**SC10.SA**

FINISH
- **B** · Black
- **W** · White
- **S** · Special color

ON DEMAND OPTIONS
- Special finishes
- Number switches
- Surface/Wall sfc. up light
- Emergency lighting
- Motion detection
- Wireless control options

TECHNICAL INFORMATION

POWER STANDARD

		Ø450	Ø650	Ø950	Ø1250
	24 V	18 W 1287 – 1346 – 1445 lm	25 W 1816 – 1900 – 2040 lm	37 W 2724 – 2850 – 3060 lm	48 W 3556 – 3721 – 3995 lm
	700 mA	49 W 4938 – 5185 – 5444 lm	118 W 11851 – 12444 – 13066 lm	216 W 21728 – 22814 – 23955 lm	353 W 34567 – 36295 – 38110 lm
Opal	2700 K	**160ED** **112**	**160EF** **112**	**160EI** **112**	**160EK** **112**
Opal	3000 K	**160ED** **113**	**160EF** **113**	**160EI** **113**	**160EK** **113**
Opal	4000 K	**160ED** **115**	**160EF** **115**	**160EI** **115**	**160EK** **115**
Microprismatic	2700 K	**160ED** **122**	**160EF** **122**	**160EI** **122**	**160EK** **122**
Microprismatic	3000 K	**160ED** **123**	**160EF** **123**	**160EI** **123**	**160EK** **123**
Microprismatic	4000 K	**160ED** **125**	**160EF** **125**	**160EI** **125**	**160EK** **125**

Opal



Microprismatic



The data shown corresponds to raw values.

INSTALLATION
- **1** · Pendant
- **2** · Pendant up light
- **3** · Surface
- **5** · Recessed with frame
- **6** · Trimless
- **7** · Wall Surface

FINISH
- **B** · Black
- **W** · White
- **S** · Special color
- **H** · White – Black
- **G** · Black – White

DIMM OPTIONS
- **O** · On-Off
- **D** · Dali
- **P** · Push
- **V** · 1.10v

- Up light
- Down light

FLORIDA SQ

ALUMINIUM PC · CRI ≥90 · IK06 · LIFE 50000H · DIM OPTIONAL

INTEGRATED · INDOOR · 220–240 V 50–60 Hz · CE



INSTALLATION



1. PENDANT – PENDANT UP LIGHT

IP40

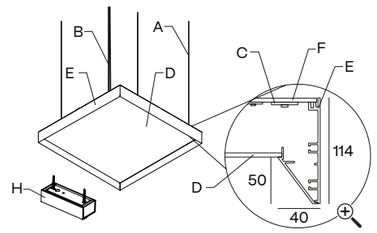

2. SURFACE

IP40

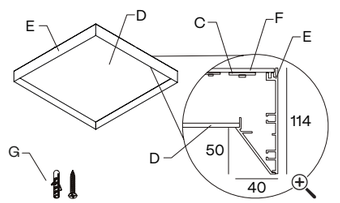

3. RECESSED WITH FRAME

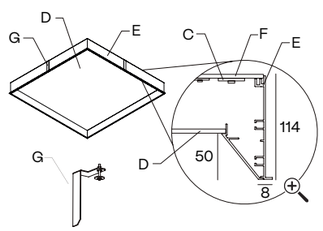

150 mm · IP20 IP43

DIMENSION	
366 x 366	353 x 353
466 x 466	453 x 453
666 x 666	653 x 653
966 x 966	953 x 953
1266 x 1266	1253 x 1253

4. TRIMLESS

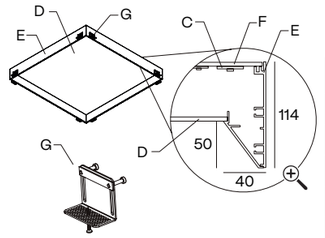

214 mm · IP20 IP43

DIMENSION	
350 x 350	360 x 360
450 x 450	460 x 460
650 x 650	660 x 660
950 x 950	960 x 960
1250 x 1250	1260 x1260

5. WALL SURFACE

NEW

IP40

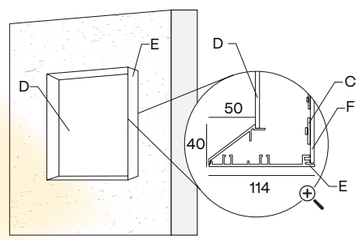

WIDTH × LENGTH mm.
350 x 350 · 450 x 450 · 650 x 650
950 x 950 · 1250 x 1250

HEIGHT mm.
114

A – 4× aircraft cable (3 m)
B – Power cable
C – LED module
D – Diffuser

E – Aluminium profile
F – Aluminium cover
G – Mounting kit
H – Included connection box

Cut hole
Minimum height of the false ceiling
Luminaire not suitable to be covered with thermal insulating material

COMPONENTS

PENDANT

CONNECTION BOX	SUSPENSION KIT 5m	SUSPENSION KIT 7m	SUSPENSION KIT 10m
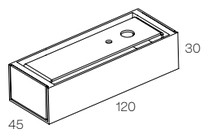	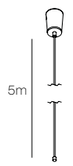	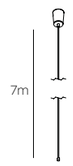	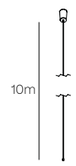
CB09.12. ■	**SC05.SA**	**SC07.SA**	**SC10.SA**

FINISH
- **B** · Black
- **W** · White
- **S** · Special color

ON DEMAND OPTIONS
- Special finishes
- Number switches
- Surface/Wall sfc. up light
- Emergency lighting
- Motion detection
- Wireless control options

TECHNICAL INFORMATION

POWER STANDARD

		350 x 350	450 x 450	650 x 650	950 x 950	1250 x 1250
	24 V	13 W 908 – 950 – 1020 lm	18 W 1287 – 1346 – 1445 lm	25 W 1816 – 1900 – 2040 lm	37 W 2724 – 2850 – 3060 lm	48 W 3556 – 3721 – 3995 lm
	700 mA	29 W 2963 – 3111 – 3267 lm	59 W 5926 – 6222 – 6533 lm	118 W 11851 – 12444 – 13066 lm	235 W 23703 – 24888 – 26132 lm	392 W 39505 – 41480 – 43554 lm
Opal	2700 K	**162EC** ● ■ **112** ✱	**162ED** ● ■ **112** ✱	**162EF** ● ■ **112** ✱	**162EI** ● ■ **112** ✱	**162EK** ● ■ **112** ✱
Opal	3000 K	**162EC** ● ■ **113** ✱	**162ED** ● ■ **113** ✱	**162EF** ● ■ **113** ✱	**162EI** ● ■ **113** ✱	**162EK** ● ■ **113** ✱
Opal	4000 K	**162EC** ● ■ **115** ✱	**162ED** ● ■ **115** ✱	**162EF** ● ■ **115** ✱	**162EI** ● ■ **115** ✱	**162EK** ● ■ **115** ✱
Microprismatic	2700 K	**162EC** ● ■ **122** ✱	**162ED** ● ■ **122** ✱	**162EF** ● ■ **122** ✱	**162EI** ● ■ **122** ✱	**162EK** ● ■ **122** ✱
Microprismatic	3000 K	**162EC** ● ■ **123** ✱	**162ED** ● ■ **123** ✱	**162EF** ● ■ **123** ✱	**162EI** ● ■ **123** ✱	**162EK** ● ■ **123** ✱
Microprismatic	4000 K	**162EC** ● ■ **125** ✱	**162ED** ● ■ **125** ✱	**162EF** ● ■ **125** ✱	**162EI** ● ■ **125** ✱	**162EK** ● ■ **125** ✱

Opal



Microprismatic



The data shown corresponds to raw values.

INSTALLATION
- **1** · Pendant
- **2** · Pendant up light
- **3** · Surface
- **5** · Recessed with frame
- **6** · Trimless
- **7** · Wall Surface

FINISH
- **B** · Black
- **W** · White
- **S** · Special color
- **H** · White – Black
- **G** · Black – White

DIMM OPTIONS
- **O** · On-Off
- **D** · Dali
- **P** · Push
- **V** · 1.10v

- Up light
- Down light

ALABAMA FAMILY



ALABAMA | LOOP | STONE
REF. 100 | 101 | 105
PAG. 124 | 120 | 116

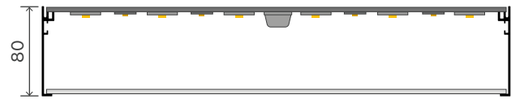

ALABAMA SLIGHT | SQ
REF. 102 | 103
PAG. 128 | 132

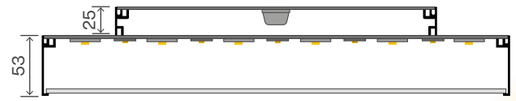

ALABAMA SLIM
REF. 104
PAG. 136

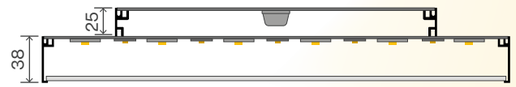

ALABAMA SUPER SLIM
REF. 106
PAG. 140

ALABAMA STONE

NEW

ALUMINIUM PC | CRI ≥90 | IK06 | LIFE 50000H | DIM OPTIONAL | TW

INTEGRATED | INDOOR | 220–240 V 50–60 Hz | CE



INSTALLATION



1. PENDANT

IP40

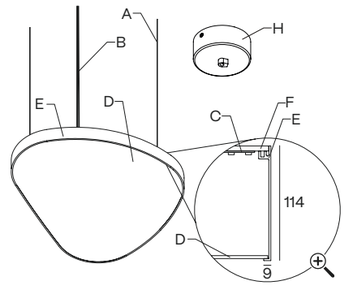

2. SURFACE

IP40

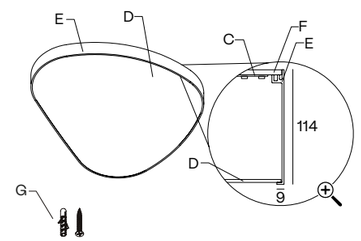

WIDTH × LENGTH mm.
1315 x 1100

HEIGHT mm.
114

A – 3× aircraft cable (3 m)
B – Power cable
C – LED module
D – Diffuser
E – Aluminium profile
F – Aluminium cover
G – Mounting kit
H – Included connection box

COMPONENTS

PENDANT

CABLE CONCENTRATOR	CONNECTION BOX	FOR MODEL	REFERENCE
		.35	**CB10**
		.45 .65	**CB02**
		.95 .125	**CB05**

CABLE CONCENTRATOR KIT	CONNECTION BOX	FOR MODEL	REFERENCE
	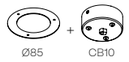	.35	**SC21**
		.45 .65	**SC22**
	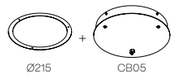	.95 .125	**SC23**

CENTRAL ROD SUSPENSION	CONNECTION BOX	DIMENSIONS	REFERENCE
	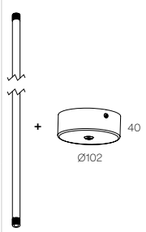	600 mm	**SC20.60**
		800 mm	**SC20.80**
		1000 mm	**SC20.100**

SUSPENSION KIT 5m	SUSPENSION KIT 7m	SUSPENSION KIT 10m
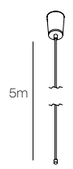	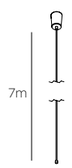	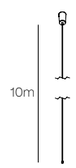
SC05.SA	**SC07.SA**	**SC10.SA**

FINISH
- **B** · Black
- **W** · White
- **S** · Special color

ON DEMAND OPTIONS
- Special finishes
- Special color temperatures
- CRI 80
- RGB
- Emergency lighting
- Motion detection
- Wireless control options
- Surface/Wall sfc. up light

TECHNICAL INFORMATION

POWER STANDARD

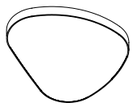

1315 x 1100

	500 mA	29 W 58960 - 67830 - 73010 lm	
Opal	2700 K	**105EB 1 12**	
	3000 K	**105EB 1 13**	
	4000 K	**105EB 1 15**	
Microprismatic	2700 K	**105EB 1 22**	
	3000 K	**105EB 1 23**	
	4000 K	**105EB 1 25**	

Opal



Microprismatic

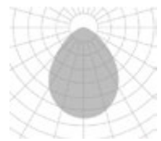

The data shown corresponds to raw values.

INSTALLATION
- **1** · Pendant
- **3** · Surface

FINISH
- **B** · Black
- **W** · White
- **S** · Special color

DIMM OPTIONS
- **O** · On-Off
- **D** · Dali
- **P** · Push
- **V** · 1.10v

Down light

ALABAMA LOOP

NEW

ALUMINIUM PC · CRI ≥90 · IK06 · LIFE 50000H · DIM OPTIONAL · TW

INTEGRATED · INDOOR · 220–240 V 50–60 Hz · CE



INSTALLATION



1. PENDANT

IP40

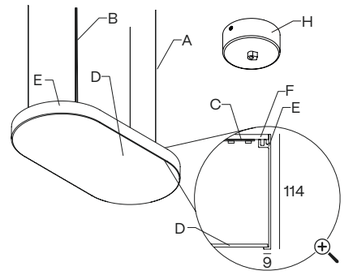

2. SURFACE

IP40

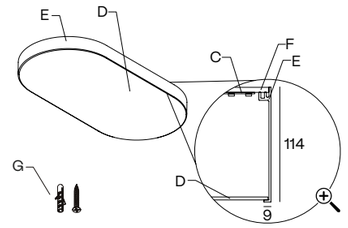

WIDTH × LENGTH mm.
700 x 350 · 900 x 450 · 1300 x 650

HEIGHT mm.
114

A – 3× aircraft cable (3 m)
B – Power cable
C – LED module
D – Diffuser
E – Aluminium profile
F – Aluminium cover
G – Mounting kit
H – Included connection box

COMPONENTS

PENDANT

CENTRAL ROD SUSPENSION	CONNECTION BOX	DIMENSIONS	REFERENCE
	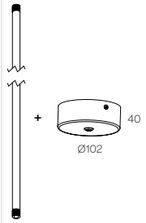	600 mm	**SC20.60**
		800 mm	**SC20.80**
		1000 mm	**SC20.100**

FINISH
- **B** · Black
- **W** · White
- **S** · Special color

ON DEMAND OPTIONS
- Special finishes
- Special color temperatures
- CRI 80
- RGB
- Emergency lighting
- Motion detection
- Wireless control options
- Surface/Wall sfc. up light

TECHNICAL INFORMATION

POWER STANDARD

		700 x 350	900 x 450	1300 x 650
	500 mA	45 W 6544 - 7752 - 8344 lm	61 W 8998 - 10659 - 11473 lm	145 W 21268 - 25194 - 27118 lm
Opal	2700 K	**101EC 112**	**101ED 112**	**101EF 112**
	3000 K	**101EC 113**	**101ED 113**	**101EF 113**
	4000 K	**101EC 115**	**101ED 115**	**101EF 115**
Microprismatic	2700 K	**101EC 122**	**101ED 122**	**101EF 122**
	3000 K	**101EC 123**	**101ED 123**	**101EF 123**
	4000 K	**101EC 125**	**101ED 125**	**101EF 125**

POWER HIGH

		700 x 350	900 x 450	1300 x 650
	500 mA	89 W 13488 - 15504 - 16688 lm	123 W 18496 - 21318 - 22946 lm	290 W 43836 - 50388 - 54236 lm
Opal	2700 K	**101EC 312**	**101ED 312**	**101EF 312**
	3000 K	**101EC 313**	**101ED 313**	**101EF 313**
	4000 K	**101EC 315**	**101ED 315**	**101EF 315**
Microprismatic	2700 K	**101EC 322**	**101ED 322**	**101EF 322**
	3000 K	**101EC 323**	**101ED 323**	**101EF 323**
	4000 K	**101EC 325**	**101ED 325**	**101EF 325**

Opal



Microprismatic



The data shown corresponds to raw values.

INSTALLATION
- **1** · Pendant
- **3** · Surface

FINISH
- **B** · Black
- **W** · White
- **S** · Special color

DIMM OPTIONS
- **O** · On-Off
- **D** · Dali
- **P** · Push
- **V** · 1.10v

Down light

ALABAMA

ALUMINIUM PC · CRI ≥90 · IK06 · LIFE 50000H · DIM OPTIONAL · TW STARTING FROM Ø450

INTEGRATED · INDOOR · 220–240 V 50–60 Hz · CE



INSTALLATION

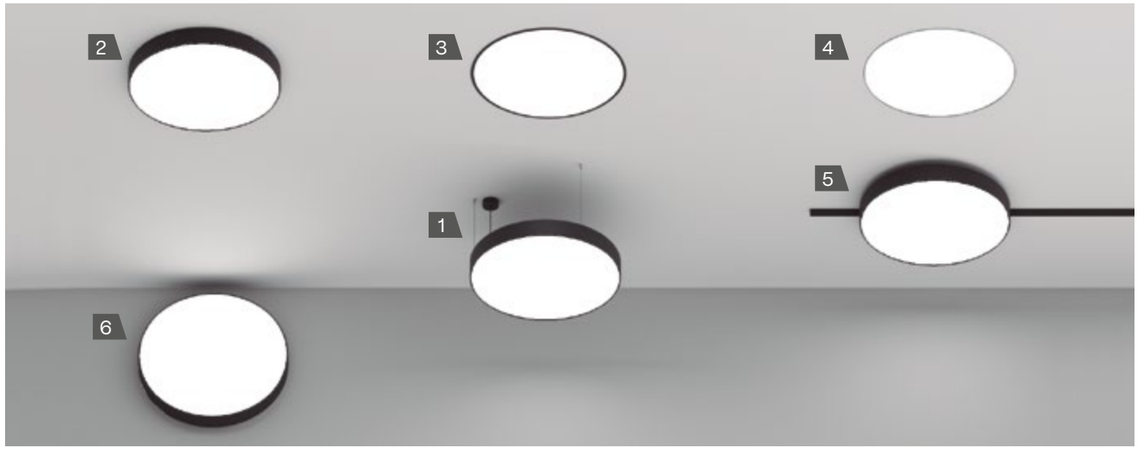

1. PENDANT – PENDANT UP LIGHT

IP40

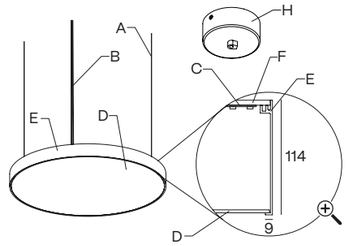

2. SURFACE

IP40

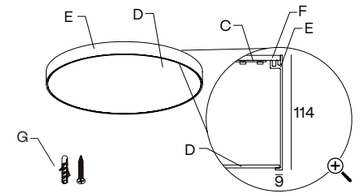

3. RECESSED WITH FRAME

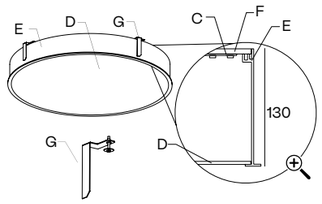

155mm · IP20 IP43

DIMENSION	
Ø266	Ø255
Ø366	Ø355
Ø466	Ø455
Ø666	Ø655
Ø966	Ø955
Ø1266	Ø1255

4. TRIMLESS

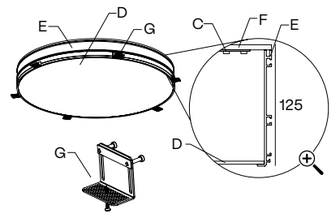

225mm · IP20 IP43

DIMENSION	
Ø243	Ø253
Ø343	Ø353
Ø443	Ø453
Ø643	Ø653
Ø943	Ø953
Ø1243	Ø1253

5. TRACKLIGHT Ø250 mm to Ø650 mm

NEW

IP40

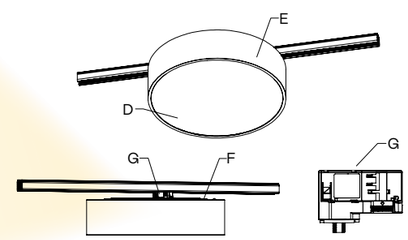

6. WALL SURFACE Ø250 mm and Ø1250 mm only

NEW

IP40

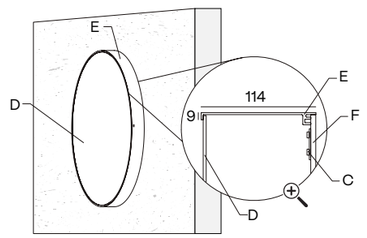

DIAMETERS mm.
250 · 350 · 450 · 650 · 950 · 1250

HEIGHT mm.
114 · 125

A – 3× aircraft cable (3 m)
B – Power cable
C – LED module
D – Diffuser
E – Aluminium profile
F – Aluminium cover
G – Mounting kit
H – Included connection box

Cut hole
Minimum height of the false ceiling
Luminaire not suitable to be covered with thermal insulating material

COMPONENTS

PENDANT

CABLE CONCENTRATOR	CONNECTION BOX	FOR MODEL	REFERENCE
		.35	**CB10**
		.45 .65	**CB02**
		.95 .125	**CB05**

CABLE CONCENTRATOR KIT	CONNECTION BOX	FOR MODEL	REFERENCE
		.35	**SC21**
	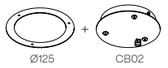	.45 .65	**SC22**
	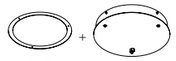	.95 .125	**SC23**

CENTRAL ROD SUSPENSION	CONNECTION BOX	DIMENSIONS	REFERENCE
	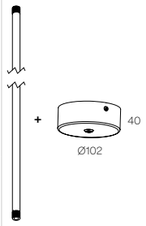	600 mm	**SC20.60**
		800 mm	**SC20.80**
		1000 mm	**SC20.100**

SUSPENSION KIT 5m	SUSPENSION KIT 7m	SUSPENSION KIT 10m
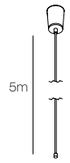	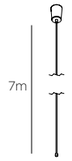	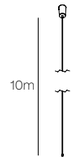
SC05.SA	**SC07.SA**	**SC10.SA**

Luminaire .95 and .125 require 3 rod suspensions.

FINISH
- **B** · Black
- **W** · White
- **S** · Special color

ON DEMAND OPTIONS
- Special finishes
- Special color temperatures
- Number switches
- CRI 80
- Emergency lighting
- Motion detection
- Wireless control options
- Surface/Wall sfc. up light
- RGB

TECHNICAL INFORMATION

POWER STANDARD

		Ø250	Ø350	Ø450	Ø650	Ø950	Ø1250
	24V	- -	13 W 908 - 950 - 1020 lm	18 W 1287 - 1346 - 1445 lm	25 W 1816 - 1900 - 2040 lm	37 W 2724 - 2850 - 3060 lm	48 W 3556 - 3721 - 3995 lm
	500 mA	8 W 1227 - 1454 - 1565 lm	17 W 2454 - 2907 - 3129 lm	33 W 4908 - 5814 - 6258 lm	67 W 9816 - 11628 - 12516 lm	123 W 17966 - 21318 - 22946 lm	201 W 29448 - 34884 - 37548 lm
Opal	2700 K	**100EB** **112**	**100EC** **112**	**100ED** **112**	**100EF** **112**	**100EI** **112**	**100EK** **112**
Opal	3000 K	**100EB** **113**	**100EC** **113**	**100ED** **113**	**100EF** **113**	**100EI** **113**	**100EK** **113**
Opal	4000 K	**100EB** **115**	**100EC** **115**	**100ED** **115**	**100EF** **115**	**100EI** **115**	**100EK** **115**
Microprismatic	2700 K	**100EB** **122**	**100EC** **122**	**100ED** **122**	**100EF** **122**	**100EI** **122**	**100EK** **122**
Microprismatic	3000 K	**100EB** **123**	**100EC** **123**	**100ED** **123**	**100EF** **123**	**100EI** **123**	**100EK** **123**
Microprismatic	4000 K	**100EB** **125**	**100EC** **125**	**100ED** **125**	**100EF** **125**	**100EI** **125**	**100EK** **125**

POWER HIGH

		Ø250	Ø350	Ø450	Ø650	Ø950	Ø1250
	24V	- -	13 W 908 - 950 - 1020 lm	18 W 1287 - 1346 - 1445 lm	25 W 1816 - 1900 - 2040 lm	37 W 2724 - 2850 - 3060 lm	48 W 3556 - 3721 - 3995 lm
	500 mA	17 W 2454 - 2907 - 3129 lm	33 W 5008 - 5814 - 6258 lm	67 W 10116 - 11628 - 12516 lm	134 W 20232 - 23256 - 25032 lm	245 W 37092 - 42636 - 45892 lm	401 W 60966 - 69768 - 75096 lm
Opal	2700 K	**100EB** **312**	**100EC** **312**	**100ED** **312**	**100EF** **312**	**100EI** **312**	**100EK** **312**
Opal	3000 K	**100EB** **313**	**100EC** **313**	**100ED** **313**	**100EF** **313**	**100EI** **313**	**100EK** **313**
Opal	4000 K	**100EB** **315**	**100EC** **315**	**100ED** **315**	**100EF** **315**	**100EI** **315**	**100EK** **315**
Microprismatic	2700 K	**100EB** **322**	**100EC** **322**	**100ED** **322**	**100EF** **322**	**100EI** **322**	**100EK** **322**
Microprismatic	3000 K	**100EB** **323**	**100EC** **323**	**100ED** **323**	**100EF** **323**	**100EI** **323**	**100EK** **323**
Microprismatic	4000 K	**100EB** **325**	**100EC** **325**	**100ED** **325**	**100EF** **325**	**100EI** **325**	**100EK** **325**

Opal



Microprismatic



The data shown corresponds to raw values.

INSTALLATION
- **1** · Pendant
- **2** · Pendant up light
- **3** · Surface
- **5** · Recessed
- **6** · Trimless
- **7** · Wall Surface
- **9** · Trackline

FINISH
- **B** · Black
- **W** · White
- **S** · Special color

DIMM OPTIONS
- **O** · On-Off
- **D** · Dali
- **P** · Push

- Up light
- Down light

ALABAMA SLIGHT

ALUMINIUM PC · CRI ≥90 · IK06 · LIFE 50000H · DIM OPTIONAL

INTEGRATED · INDOOR · 220–240 V 50–60 Hz · CE



INSTALLATION



1. PENDANT – PENDANT UP LIGHT

IP40

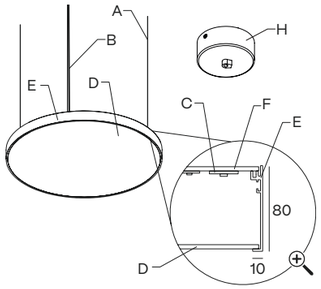

2. SURFACE

IP40

3. WALL SURFACE

NEW

IP40

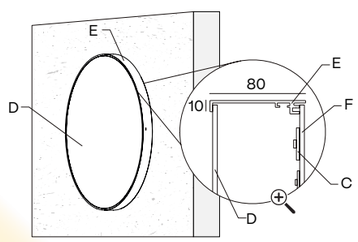

DIAMETERS mm.
350 · 450 · 650 · 950 · 1250

HEIGHT mm.
80

A – 3× aircraft cable (3 m)
B – Power cable
C – LED module
D – Diffuser
E – Aluminium profile
F – Aluminium cover
G – Mounting kit
H – Included connection box

COMPONENTS

PENDANT

CABLE CONCENTRATOR	CONNECTION BOX	FOR MODEL	REFERENCE
		.35	**CB10**
		.45 .65	**CB02**
		.95 .125	**CB05**

CABLE CONCENTRATOR KIT	CONNECTION BOX	FOR MODEL	REFERENCE
		.35	**SC21**
	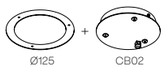	.45 .65	**SC22**
	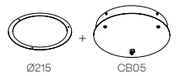	.95 .125	**SC23**

CENTRAL ROD SUSPENSION	CONNECTION BOX	DIMENSIONS	REFERENCE
		600 mm	**SC20.60**
		800 mm	**SC20.80**
		1000 mm	**SC20.100**

SUSPENSION KIT 5m	SUSPENSION KIT 7m	SUSPENSION KIT 10m
		
SC05.SA	**SC07.SA**	**SC10.SA**

Luminaire .95 and .125 require 3 rod suspensions.

FINISH
- **B** · Black
- **W** · White
- **S** · Special color

ON DEMAND OPTIONS
- Special finishes
- Number switches
- Surface/Wall sfc. up light
- Emergency lighting
- Motion detection
- Wireless control options

TECHNICAL INFORMATION

POWER STANDARD

		Ø350	Ø450	Ø650	Ø950	Ø1250
	24 V	13 W 908 - 950 - 1020 lm	18 W 1287 - 1346 - 1445 lm	25 W 1816 - 1900 - 2040 lm	37 W 2724 - 2850 - 3060 lm	48 W 3556 - 3721 - 3995 lm
	700 mA	29 W 2963 - 3111 - 3267 lm	49 W 4938 - 5185 - 5444 lm	118 W 11851 - 12444 - 13066 lm	216 W 21728 - 22814 - 23955 lm	353 W 34567 - 36295 - 38110 lm
Opal	2700 K	**102EC** · **112**	**102ED** · **112**	**102EF** · **112**	**102EI** · **112**	**102EK** · **112**
Opal	3000 K	**102EC** · **113**	**102ED** · **113**	**102EF** · **113**	**102EI** · **113**	**102EK** · **113**
Opal	4000 K	**102EC** · **115**	**102ED** · **115**	**102EF** · **115**	**102EI** · **115**	**102EK** · **115**
Microprismatic	2700 K	**102EC** · **122**	**102ED** · **122**	**102EF** · **122**	**102EI** · **122**	**102EK** · **122**
Microprismatic	3000 K	**102EC** · **123**	**102ED** · **123**	**102EF** · **123**	**102EI** · **123**	**102EK** · **123**
Microprismatic	4000 K	**102EC** · **125**	**102ED** · **125**	**102EF** · **125**	**102EI** · **125**	**102EK** · **125**

Opal



Microprismatic



The data shown corresponds to raw values.

INSTALLATION
- **1** · Pendant
- **2** · Pendant up light
- **3** · Surface
- **7** · Wall Surface

FINISH
- **B** · Black
- **W** · White
- **S** · Special color

DIMM OPTIONS
- **O** · On-Off
- **D** · Dali
- **P** · Push
- **V** · 1.10v

- Up light
- Down light

ALABAMA SLIGHT SQ

ALUMINIUM PC | CRI ≥90 | IK06 | LIFE 50000H | DIM OPTIONAL

INTEGRATED | INDOOR | 220–240 V 50–60 Hz | CE



INSTALLATION

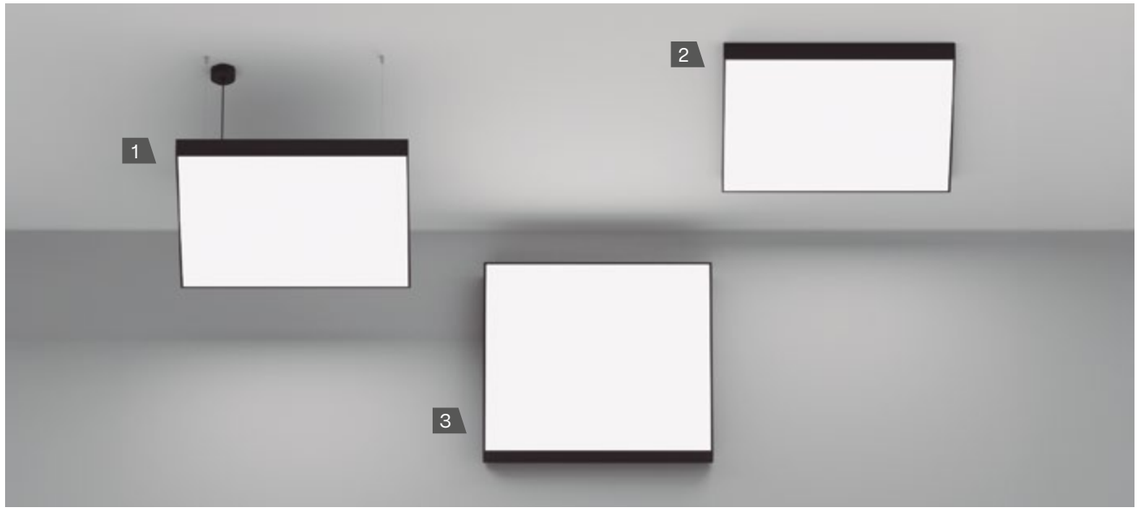

1. PENDANT – PENDANT UP LIGHT

IP40

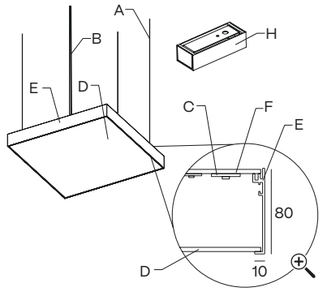

2. SURFACE

IP40

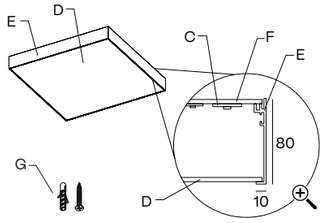

3. WALL SURFACE

NEW

IP40

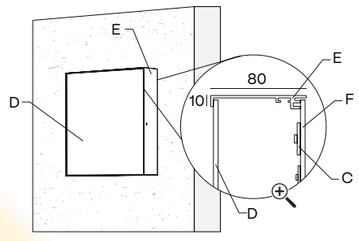

WIDTH × LENGTH mm.

350 x 350 · 450 x 450 · 650 x 650
950 x 950 · 1250 x 1250
300 x 650 · 300 x 950 · 300x1250

HEIGHT mm.

80

A – 3× aircraft cable (3 m)
B – Power cable
C – LED module
D – Diffuser
E – Aluminium profile
F – Aluminium cover
G – Mounting kit
H – Included connection box

COMPONENTS

PENDANT

CENTRAL ROD SUSPENSION	CONNECTION BOX	DIMENSIONS	REFERENCE
	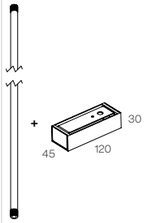	600 mm	**SC21.60**
		800 mm	**SC21.80**
		1000 mm	**SC21.100**

SUSPENSION KIT 5m	SUSPENSION KIT 7m	SUSPENSION KIT 10m
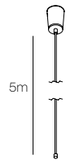	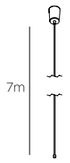	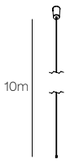
SC05.SA	**SC07.SA**	**SC10.SA**

Luminaire .95 and .125 require 3 rod suspensions.

FINISH
- **B** · Black
- **W** · White
- **S** · Special color

ON DEMAND OPTIONS
- Special finishes
- Special color temperatures
- Number switches
- Emergency lighting
- Motion detection
- Wireless control options
- Surface/Wall sfc. up light

TECHNICAL INFORMATION

POWER STANDARD

		 350 x 350	 450 x 450	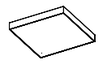 650 x 650	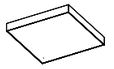 950 x 950	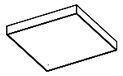 1250 x 1250
	24 V	13 W 908 - 950 - 1020 lm	18 W 1287 - 1346 - 1445 lm	25 W 1816 - 1900 - 2040 lm	37 W 2724 - 2850 - 3060 lm	48 W 3556 - 3721 - 3995 lm
	700 mA	29 W 2706 - 3111 - 3267 lm	59 W 5926 - 6222 - 6533 lm	118 W 11851 - 12444 - 13066 lm	235 W 23703 - 24888 - 26132 lm	392 W 39505 - 41480 - 43554 lm
Opal	2700 K	**103EC** · **112**	**103ED** · **112**	**103EF** · **112**	**103EI** · **112**	**103EK** · **112**
Opal	3000 K	**103EC** · **113**	**103ED** · **113**	**103EF** · **113**	**103EI** · **113**	**103EK** · **113**
Opal	4000 K	**103EC** · **115**	**103ED** · **115**	**103EF** · **115**	**103EI** · **115**	**103EK** · **115**
Microprismatic	2700 K	**103EC** · **122**	**103ED** · **122**	**103EF** · **122**	**103EI** · **122**	**103EK** · **122**
Microprismatic	3000 K	**103EC** · **123**	**103ED** · **123**	**103EF** · **123**	**103EI** · **123**	**103EK** · **123**
Microprismatic	4000 K	**103EC** · **125**	**103ED** · **125**	**103EF** · **125**	**103EI** · **125**	**103EK** · **125**

		 300 x 650	 300 x 950	 300 x 1250
	24 V	25 W 1816 - 1900 - 2040 lm	37 W 2724 - 2850 - 2142 lm	48 W 3556 - 3721 - 3995 lm
	700 mA	39 W 3950 - 4148 - 4355 lm	59 W 5926 - 6222 - 6533 lm	78 W 7901 - 8296 - 8711 lm
Opal	2700 K	**103EE** · **112**	**103EH** · **112**	**103EJ** · **112**
Opal	3000 K	**103EE** · **113**	**103EH** · **113**	**103EJ** · **113**
Opal	4000 K	**103EE** · **115**	**103EH** · **115**	**103EJ** · **115**
Microprismatic	2700 K	**103EE** · **122**	**103EH** · **122**	**103EJ** · **122**
Microprismatic	3000 K	**103EE** · **123**	**103EH** · **123**	**103EJ** · **123**
Microprismatic	4000 K	**103EE** · **125**	**103EH** · **125**	**103EJ** · **125**

Opal



Microprismatic



The data shown corresponds to raw values.

INSTALLATION
- **1** · Pendant
- **2** · Pendant up light
- **3** · Surface
- **7** ·Wall Surface

FINISH
- **B** · Black
- **W** · White
- **S** · Special color

DIMM OPTIONS
- **O** · On-Off
- **D** · Dali
- **P** · Push
- **V** · 1.10v

- Up light
- Down light

ALABAMA SLIM

ALUMINIUM PC · CRI ≥90 · IK06 · LIFE 50000H · DIM OPTIONAL

INTEGRATED · INDOOR · 220–240 V 50–60 Hz · CE



INSTALLATION

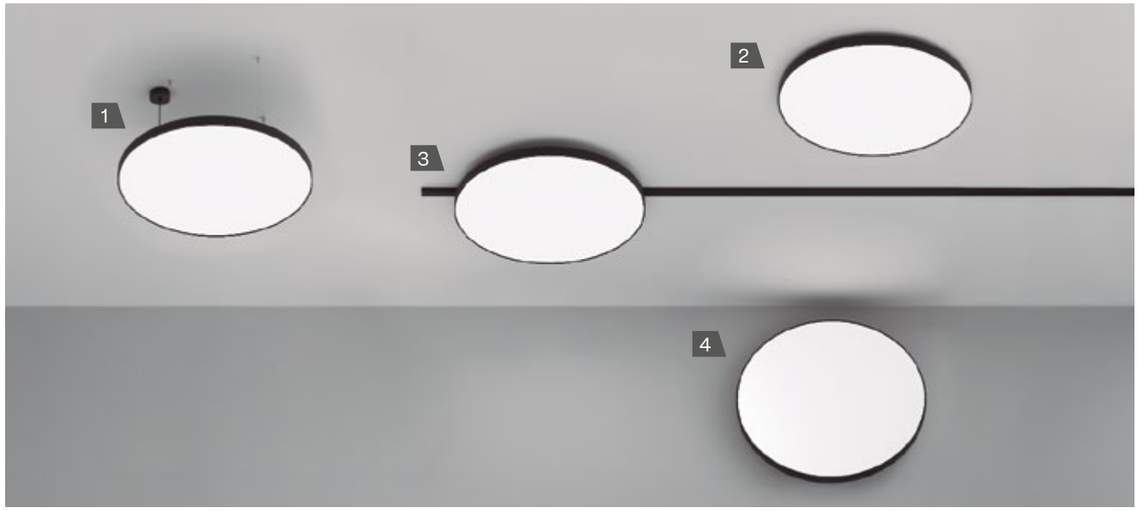

1. PENDANT – PENDANT UP LIGHT

IP40

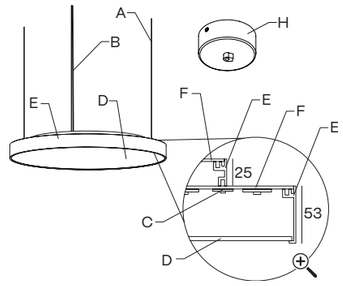

2. SURFACE

IP40

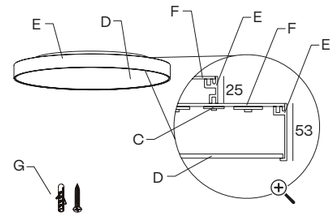

3. TRACKLIGHT Ø250 mm to Ø650 mm

NEW

IP40

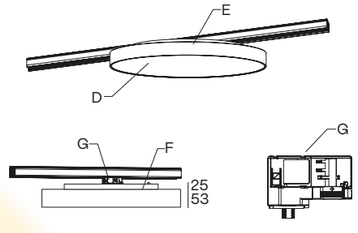

4. WALL SURFACE

NEW

IP40

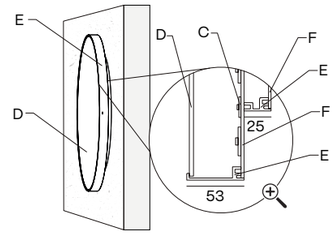

DIAMETERS mm.
250 · 350 · 450 · 650 · 950 · 1250

HEIGHT mm.
53 + 25

A – 3× aircraft cable (3 m)
B – Power cable
C – LED module
D – Diffuser
E – Aluminium profile
F – Aluminium cover
G – Mounting kit
H – Included connection box

COMPONENTS

PENDANT

CABLE CONCENTRATOR	CONNECTION BOX	FOR MODEL	REFERENCE
	 Ø102 40	.25 .35	**CB10**
	 Ø150 26	.45 .65	**CB02**
	 Ø310 47	.95 .125	**CB05**

CABLE CONCENTRATOR KIT	CONNECTION BOX	FOR MODEL	REFERENCE
	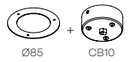 Ø85 + CB10	.25 .35	**SC21**
	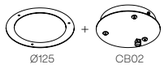 Ø125 + CB02	.45 .65	**SC22**
	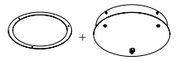 Ø215 + CB05	.95 .125	**SC23**

CENTRAL ROD SUSPENSION	CONNECTION BOX	DIMENSIONS	REFERENCE
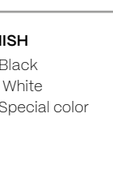	 + Ø102 40	600 mm	**SC20.60**
		800 mm	**SC20.80**
		1000 mm	**SC20.100**

SUSPENSION KIT 5m	SUSPENSION KIT 7m	SUSPENSION KIT 10m
 5m	7m	10m
SC05.SA	**SC07.SA**	**SC10.SA**

FINISH
- **B** · Black
- **W** · White
- **S** · Special color

ON DEMAND OPTIONS
- Special finishes
- Number switches
- Surface/Wall sfc. up light
- Emergency lighting
- Motion detection
- Wireless control options

TECHNICAL INFORMATION

POWER STANDARD

		Ø250	Ø350	Ø450
	24 V	10 W 681 - 713 - 765 lm	13 W 908 - 950 - 1020 lm	18 W 1287 - 1346 - 1445 lm
	250 mA	12 W 1385 - 1400 - 1425 lm	19 W 2350 - 2392 - 2697 lm	38 W 4700 - 4784 - 5394 lm
Opal	2700 K	**104EB** **112**	**104EC** **112**	**104ED** **112**
Opal	3000 K	**104EB** **113**	**104EC** **113**	**104ED** **113**
Opal	4000 K	**104EB** **115**	**104EC** **115**	**104ED** **115**
Microprismatic	2700 K	**104EB** **122**	**104EC** **122**	**104ED** **122**
Microprismatic	3000 K	**104EB** **123**	**104EC** **123**	**104ED** **123**
Microprismatic	4000 K	**104EB** **125**	**104EC** **125**	**104ED** **125**

		Ø650	Ø950	Ø1250
	24 V	25 W 1816 - 1900 - 2040 lm	37 W 2724 - 2850 - 3060 lm	25 W 3556 - 3721 - 3995 lm
	250 mA	87 W 10572 - 10704 - 12484 lm	177 W 21598 - 21976 - 25816 lm	350 W 36308 - 36848 - 43124 lm
Opal	2700 K	**104EF** **112**	**104EI** **112**	**104EK** **112**
Opal	3000 K	**104EF** **113**	**104EI** **113**	**104EK** **113**
Opal	4000 K	**104EF** **115**	**104EI** **115**	**104EK** **115**
Microprismatic	2700 K	**104EF** **122**	**104EI** **122**	**104EK** **122**
Microprismatic	3000 K	**104EF** **123**	**104EI** **123**	**104EK** **123**
Microprismatic	4000 K	**104EF** **125**	**104EI** **125**	**104EK** **125**

Opal



Microprismatic



The data shown corresponds to raw values.

INSTALLATION
- **1** · Pendant
- **2** · Pendant up light
- **3** · Surface
- **7** · Wall Surface
- **9** · Trackline

FINISH
- **B** · Black
- **W** · White
- **S** · Special color

DIMM OPTIONS
- **O** · On-Off
- **D** · Dali
- **P** · Push

- Up light
- Down light

ALABAMA SUPER SLIM

ALUMINIUM PC · CRI ≥90 · IK06 · LIFE 50000H · DIM OPTIONAL

INTEGRATED · INDOOR · 220–240 V 50–60 Hz · CE



INSTALLATION



1. PENDANT – PENDANT UP LIGHT

IP40

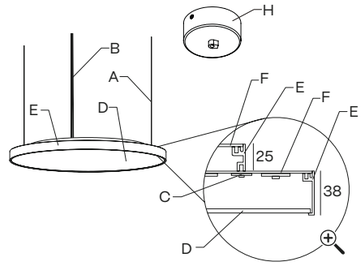

2. SURFACE

IP40

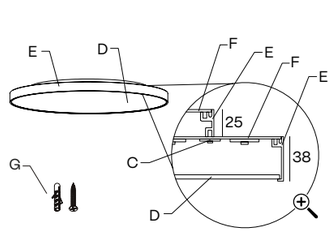

3. TRACKLIGHT Ø250 mm to Ø650 mm

NEW

IP40

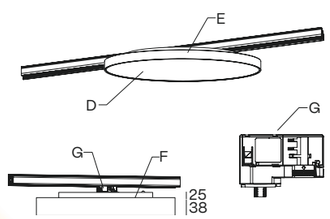

4. WALL SURFACE

NEW

IP40

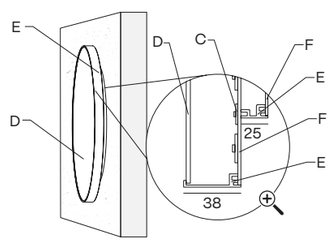

DIAMETERS mm.
250 · 350 · 450 · 650 · 950 · 1250

HEIGHT mm.
38 + 25

A – 3× aircraft cable (3 m)
B – Power cable
C – LED module
D – Diffuser
E – Aluminium profile
F – Aluminium cover
G – Mounting kit
H – Included connection box

COMPONENTS

PENDANT

CABLE CONCENTRATOR	CONNECTION BOX	FOR MODEL	REFERENCE
		.25 .35	**CB10**
		.45 .65	**CB02**
		.95 .125	**CB05**

CABLE CONCENTRATOR KIT	CONNECTION BOX	FOR MODEL	REFERENCE
		.25 .35	**SC21**
	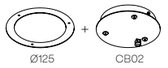	.45 .65	**SC22**
	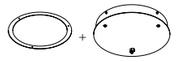	.95 .125	**SC23**

CENTRAL ROD SUSPENSION	CONNECTION BOX	DIMENSIONS	REFERENCE
	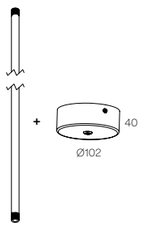	600 mm	**SC20.60**
		800 mm	**SC20.80**
		1000 mm	**SC20.100**

SUSPENSION KIT 5m	SUSPENSION KIT 7m	SUSPENSION KIT 10m
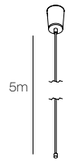	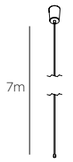	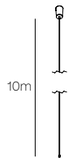
SC05.SA	**SC07.SA**	**SC10.SA**

Luminaire .95 and .125 require 3 rod suspensions.

TILT ACCESSORY

ALABAMA SUPER SLIM TILT ROD	CONNECTION BOX	DIMENSION	REFERENCE
	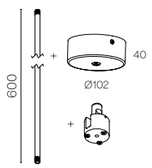	.35	**A106HB1XXX**
		.45	**A122HE1XXX**

EXTRA ALABAMA SUPER SLIM TILT ROD	DIMENSION	REFERENCE
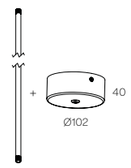	800 mm	**SC20.80**
	1000 mm	**SC20.100**

FINISH
- **B** · Black
- **W** · White
- **S** · Special color

ON DEMAND OPTIONS
- Special finishes
- Number switches
- Surface/Wall sfc. up light
- Emergency lighting
- Motion detection
- Wireless control options

TECHNICAL INFORMATION

POWER STANDARD

		Ø250	Ø350	Ø450
	24 V	10 W 681 - 713 - 765 lm	13 W 908 - 950 - 1020 lm	18 W 1287 - 1346 - 1445 lm
	250 mA	12 W 1385 - 1400 - 1425 lm	19 W 2350 - 2392 - 2697 lm	38 W 4700 - 4784 - 5394 lm
Opal	2700 K	**106EB** **112**	**106EC** **112**	**106ED** **112**
Opal	3000 K	**106EB** **113**	**106EC** **113**	**106ED** **113**
Opal	4000 K	**106EB** **115**	**106EC** **115**	**106ED** **115**
Microprismatic	2700 K	**106EB** **122**	**106EC** **122**	**106ED** **122**
Microprismatic	3000 K	**106EB** **123**	**106EC** **123**	**106ED** **123**
Microprismatic	4000 K	**106EB** **125**	**106EC** **125**	**106ED** **125**

		Ø650	Ø950	Ø1250
	24 V	25 W 1816 - 1900 - 2040 lm	37 W 2724 - 2850 - 3060 lm	48 W 3556 - 3721 - 3995 lm
	250 mA	87 W 10572 - 10704 - 12484 lm	177 W 21598 - 21976 - 25816 lm	350 W 36308 - 36848 - 43124 lm
Opal	2700 K	**106EF** **112**	**106EI** **112**	**106EK** **112**
Opal	3000 K	**106EF** **113**	**106EI** **113**	**106EK** **113**
Opal	4000 K	**106EF** **115**	**106EI** **115**	**106EK** **115**
Microprismatic	2700 K	**106EF** **122**	**106EI** **122**	**106EK** **122**
Microprismatic	3000 K	**106EF** **123**	**106EI** **123**	**106EK** **123**
Microprismatic	4000 K	**106EF** **125**	**106EI** **125**	**106EK** **125**

Opal



Microprismatic



The data shown corresponds to raw values.

INSTALLATION
- **1** · Pendant
- **2** · Pendant up light
- **3** · Surface
- **7** · Wall Surface
- **9** · Trackline

FINISH
- **B** · Black
- **W** · White
- **S** · Special color

DIMM OPTIONS
- **O** · On-Off
- **D** · Dali
- **P** · Push

- Up light
- Down light

OHIO FAMILY

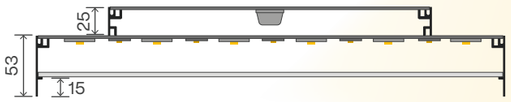

OHIO | SQ
REF. 170 | 171
PAG. 146 | 150

OHIO

ALUMINIUM PC · CRI ≥90 · IK06 · LIFE 50000H · DIM OPTIONAL

INTEGRATED · INDOOR · 220–240 V 50–60 Hz



INSTALLATION



1. PENDANT – PENDANT UP LIGHT

IP40

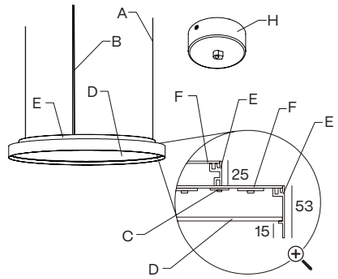

2. SURFACE

IP40

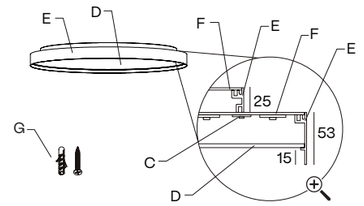

3. RECESSED WITH FRAME

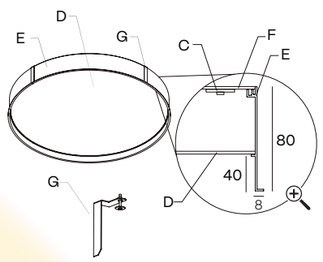

150mm · IP20 IP43

DIMENSION	
Ø366	Ø353
Ø466	Ø453
Ø666	Ø653
Ø966	Ø953
Ø1266	Ø1253

4. TRIMLESS

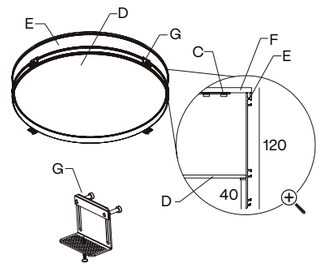

260mm · IP20 IP43

DIMENSION	
Ø343	Ø353
Ø443	Ø453
Ø643	Ø653
Ø943	Ø953
Ø1243	Ø1253

DIAMETERS mm.
350 · 450 · 650 · 950 · 1250

HEIGHT mm.
53 · 80 · 120

A – 3× aircraft cable (3 m)
B – Power cable
C – LED module
D – Diffuser

E – Aluminium profile
F – Aluminium cover
G – Mounting kit
H – Included connection box

Cut hole
Minimum height of the false ceiling
Luminaire not suitable to be covered with thermal insulating material

COMPONENTS

PENDANT

CABLE CONCENTRATOR	CONNECTION BOX	FOR MODEL	REFERENCE
		.25 .35	**CB10**
		.45 .65	**CB02**
		.95 .125	**CB05**

CABLE CONCENTRATOR KIT	CONNECTION BOX	FOR MODEL	REFERENCE
	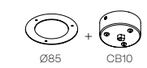	.25 .35	**SC21**
		.45 .65	**SC22**
	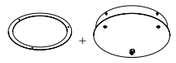	.95 .125	**SC23**

CENTRAL ROD SUSPENSION	CONNECTION BOX	DIMENSIONS	REFERENCE
	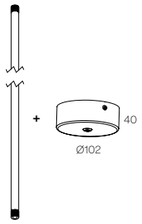	600 mm	**SC20.60**
		800 mm	**SC20.80**
		1000 mm	**SC20.100**

SUSPENSION KIT 5m	SUSPENSION KIT 7m	SUSPENSION KIT 10m
	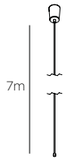	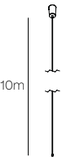
SC05.SA	**SC07.SA**	**SC10.SA**

Opal



Microprismatic Trimless

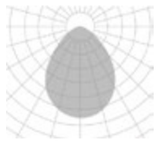

Microprismatic Pendant Recessed with frame

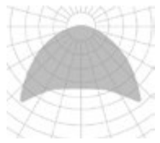

FINISH
- **B** · Black
- **W** · White
- **S** · Special color

ON DEMAND OPTIONS
- Special finishes
- Special color temperatures
- Number switches
- Emergency lighting
- Motion detection
- Wireless control options
- Surface/Wall sfc. up light

TECHNICAL INFORMATION

POWER STANDARD for pendant and surface

		Ø350	Ø450	Ø650	Ø950	Ø1250
	24 V	13 W 908 - 950 - 1020 lm	18 W 1287 - 1346 - 1445 lm	25 W 1816 - 1900 - 2040 lm	37 W 2724 - 2850 - 3060 lm	48 W 3556 - 3721 - 3995 lm
	250 mA	19 W 2350 - 2392 - 2697 lm	38 W 4700 - 4784 - 5394 lm	87 W 10572 - 10704 - 12484 lm	177 W 21598 - 21976 - 25816 lm	350 W 36308 - 36848 - 43124 lm
Opal	2700 K	**170EC** **112**	**170ED** **112**	**170EF** **112**	**170EI** **112**	**170EK** **112**
Opal	3000 K	**170EC** **113**	**170ED** **113**	**170EF** **113**	**170EI** **113**	**170EK** **113**
Opal	4000 K	**170EC** **115**	**170ED** **115**	**170EF** **115**	**170EI** **115**	**170EK** **115**
Microprismatic	2700 K	**170EC** **122**	**170ED** **122**	**170EF** **122**	**170EI** **122**	**170EK** **122**
Microprismatic	3000 K	**170EC** **123**	**170ED** **123**	**170EF** **123**	**170EI** **123**	**170EK** **123**
Microprismatic	4000 K	**170EC** **125**	**170ED** **125**	**170EF** **125**	**170EI** **125**	**170EK** **125**

POWER STANDARD for recessed with frame

		Ø350	Ø450	Ø650	Ø950	Ø1250
	700 mA	29 W 2963 - 3111 - 3267 lm	49 W 4938 - 5185 - 5444 lm	118 W 11851 - 12444 - 13066 lm	216 W 21728 - 22814 - 23955 lm	353 W 34567 - 36295 - 38110 lm
Opal	2700 K	**170EC5** **112**	**170ED5** **112**	**170EF5** **112**	**170EI5** **112**	**170EK5** **112**
Opal	3000 K	**170EC5** **113**	**170ED5** **113**	**170EF5** **113**	**170EI5** **113**	**170EK5** **113**
Opal	4000 K	**170EC5** **115**	**170ED5** **115**	**170EF5** **115**	**170EI5** **115**	**170EK5** **115**
Microprismatic	2700 K	**170EC5** **122**	**170ED5** **122**	**170EF5** **122**	**170EI5** **122**	**170EK5** **122**
Microprismatic	3000 K	**170EC5** **123**	**170ED5** **123**	**170EF5** **123**	**170EI5** **123**	**170EK5** **123**
Microprismatic	4000 K	**170EC5** **125**	**170ED5** **125**	**170EF5** **125**	**170EI5** **125**	**170EK5** **125**

POWER STANDARD for trimless

		Ø350	Ø450	Ø650	Ø950	Ø1250
	500 mA	17 W 2454 - 2907 - 3129 lm	33 W 4908 - 5814 - 6258 lm	67 W 9816 - 11628 - 12516 lm	123 W 17966 - 21318 - 22946 lm	201 W 29448 - 34884 - 37548 lm
Opal	2700 K	**170EC6** **112**	**170ED6** **112**	**170EF6** **112**	**170EI6** **112**	**170EK6** **112**
Opal	3000 K	**170EC6** **113**	**170ED6** **113**	**170EF6** **113**	**170EI6** **113**	**170EK6** **113**
Opal	4000 K	**170EC6** **115**	**170ED6** **115**	**170EF6** **115**	**170EI6** **115**	**170EK6** **115**
Microprismatic	2700 K	**170EC6** **122**	**170ED6** **122**	**170EF6** **122**	**170EI6** **122**	**170EK6** **122**
Microprismatic	3000 K	**170EC6** **123**	**170ED6** **123**	**170EF6** **123**	**170EI6** **123**	**170EK6** **123**
Microprismatic	4000 K	**170EC6** **125**	**170ED6** **125**	**170EF6** **125**	**170EI6** **125**	**170EK6** **125**

The data shown corresponds to raw values.

INSTALLATION
- **1** · Pendant
- **2** · Pendant up light
- **3** · Surface
- **5** · Recessed with frame
- **6** · Trimless

FINISH
- **B** · Black
- **W** · White

DIMM OPTIONS
- **O** · On-Off
- **D** · Dali
- **P** · Push
- **V** · 1.10v

- Up light
- Down light

OHIO SQ

ALUMINIUM PC · CRI ≥90 · IK06 · LIFE 50000H · DIM OPTIONAL

INTEGRATED · INDOOR · 220–240 V 50–60 Hz · CE



INSTALLATION

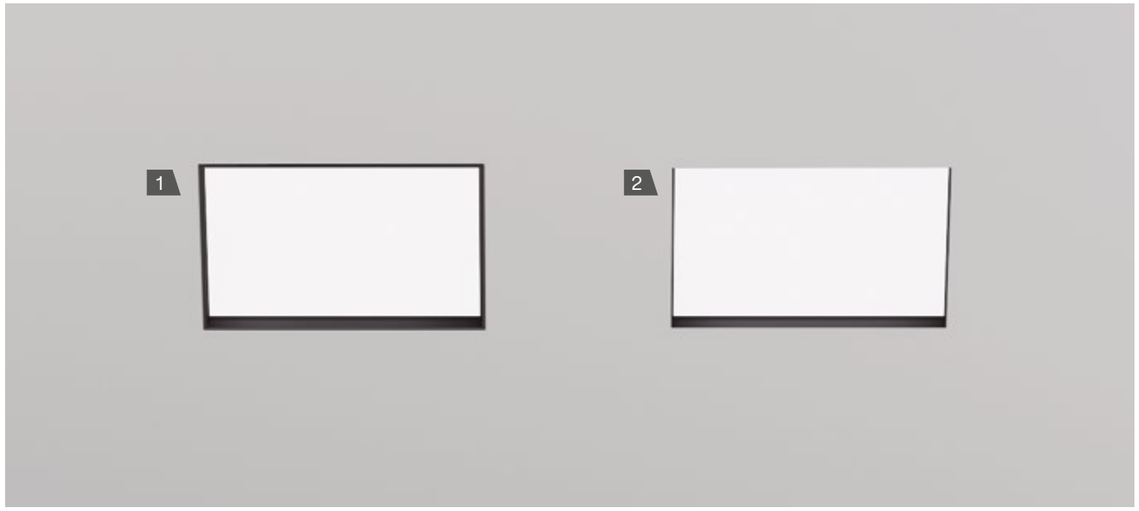

1. RECESSED WITH FRAME

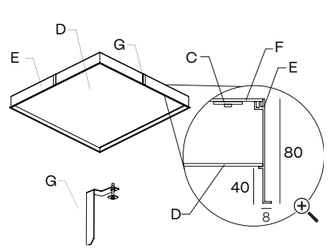

150mm · IP20 IP43

DIMENSION	
366 x 366	353 x 353
466 x 466	453 x 453
666 x 666	653 x 653
966 x 966	953 x 953
1266 x 1266	1253 x 1253

2. TRIMLESS

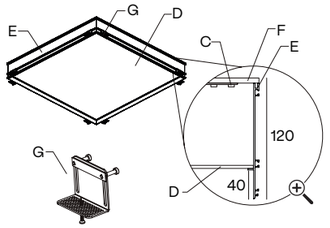

260mm · IP20 IP43

DIMENSION	
343 x 343	353 x 353
443 x 443	453 x 453
643 x 643	653 x 653
943 x 943	953 x 953
1243 x 1243	1253 x 1253

WIDTH × LENGTH mm.
343 x 343 · 443 x 443 · 643 x 643
943 x 943 · 1243 x 1243

HEIGHT mm.
80 · 120

C – LED module
D – Diffuser
E – Aluminium profile
F – Aluminium cover
G – Mounting kit

Cut hole
Minimum height of the false ceiling
Luminaire not suitable to be covered with thermal insulating material

TECHNICAL INFORMATION

POWER STANDARD for recessed with frame

		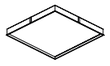 343 x 343	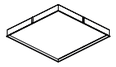 443 x 443	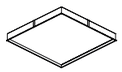 643 x 643	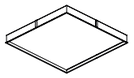 943 x 943	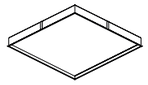 1243 x 1243
	700 mA	29 W 2963 – 3111 – 3267 lm	59 W 5926 – 6222 – 6533 lm	118 W 11851 – 12444 – 13066 lm	235 W 23703 – 24888 – 26132 lm	392 W 39505 – 41480 – 43554 lm
Opal	2700 K	**171EC5 112**	**171ED5 112**	**171EF5 112**	**171EI5 112**	**171EK5 112**
	3000 K	**171EC5 113**	**171ED5 113**	**171EF5 113**	**171EI5 113**	**171EK5 113**
	4000 K	**171EC5 115**	**171ED5 115**	**171EF5 115**	**171EI5 115**	**171EK5 115**
Microprismatic	2700 K	**171EC5 122**	**171ED5 122**	**171EF5 122**	**171EI5 122**	**171EK5 122**
	3000 K	**171EC5 123**	**171ED5 123**	**171EF5 123**	**171EI5 123**	**171EK5 123**
	4000 K	**171EC5 125**	**171ED5 125**	**171EF5 125**	**171EI5 125**	**171EK5 125**

POWER STANDARD for trimless

		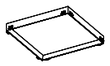 343 x 343	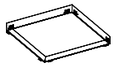 443 x 443	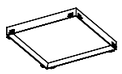 643 x 643	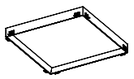 943 x 943	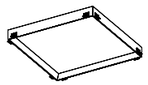 1243 x 1243
	500 mA	29 W 2706 – 3111 – 3000 lm	59 W 5926 – 6222 – 6533 lm	118 W 11851 – 12444 – 13066 lm	235 W 23703 – 24888 – 26132 lm	392 W 39505 – 41480 – 43554 lm
Opal	2700 K	**171EC6 112**	**171ED6 112**	**171EF6 112**	**171EI6 112**	**171EK6 112**
	3000 K	**171EC6 113**	**171ED6 113**	**171EF6 113**	**171EI6 113**	**171EK6 113**
	4000 K	**171EC6 115**	**171ED6 115**	**171EF6 115**	**171EI6 115**	**171EK6 115**
Microprismatic	2700 K	**171EC6 122**	**171ED6 122**	**171EF6 122**	**171EI6 122**	**171EK6 122**
	3000 K	**171EC6 123**	**171ED6 123**	**171EF6 123**	**171EI6 123**	**171EK6 123**
	4000 K	**171EC6 125**	**171ED6 125**	**171EF6 125**	**171EI6 125**	**171EK6 125**

Opal



Microprismatic Trimless

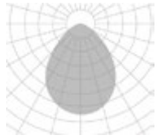

Microprismatic Recessed with frame



The data shown corresponds to raw values.

INSTALLATION
5 · Recessed with frame
6 · Trimless

Down light

FINISH
B · Black
W · White

DIMM OPTIONS
O · On–Off
D · Dali
P · Push
V · 1.10v

ON DEMAND OPTIONS

- Special finishes
- Special color temperatures
- Number switches
- Emergency lighting
- Motion detection
- Wireless control options



ALARIK SLIM LUMINAIRE

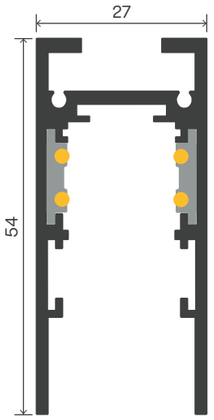

ALARIK SLIM LUMINAIRE
REF. 175
PAG. 156

ALARIK SLIM LUMINAIRE

NEW

ALUMINIUM | CRI ≥90 | IK06 | LIFE 50000H | DIM OPTIONAL

48V, REMOTE | INDOOR | 220–240 V 50–60 Hz | CE



INSTALLATION



1. PENDANT

IP20

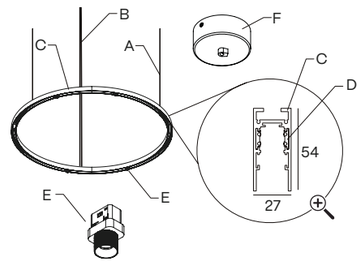

2. SURFACE

IP20

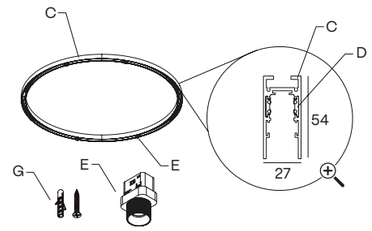

DIAMETERS mm.
650 · 950 ·1250

HEIGHT mm.
54

A – 3× aircraft cable (3 m)
B – Power cable
C – Aluminium Profile
D – Copper conductors
E – Dot
F – Included connection box

COMPONENTS

PENDANT

CABLE CONCENTRATOR	CONNECTION BOX	FOR MODEL	REFERENCE
	 40 Ø102	.35	**CB10**
	 26 Ø150	.45 .65	**CB02**
	 47 Ø310	.95 .125 .150	**CB05**

CABLE CONCENTRATOR KIT	CONNECTION BOX	FOR MODEL	REFERENCE
	 Ø85 + CB10	.35	**SC21**
	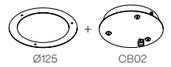 Ø125 + CB02	.45 .65	**SC22**
	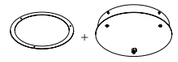 Ø215 + CB05	.95 .125 .150	**SC23**

SUSPENSION KIT 5m	SUSPENSION KIT 7m	SUSPENSION KIT 10m
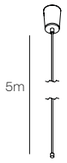 5m	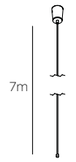 7m	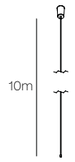 10m
SC05.SA	**SC07.SA**	**SC10.SA**

GENERAL COMPONENTS

DALI 48V TRANSFORMER	
35 W	**DR48.00.DA**
60 W	**DR48.01.DA**
100 W	**DR48.02.DA**
200 W	**DR48.03.DA**

48V TRANSFORMER	
75 W	**DR48.01**
120 W	**DR48.02**
200 W	**DR48.03**

PENDANT COMPONENTS

SUSPENSION KIT	DRIVER BOX			CONNECTION BOX
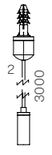 2 3000	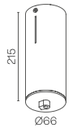 215 Ø66	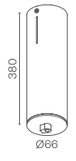 380 Ø66	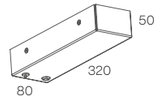 50 320 80	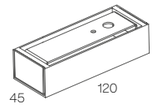 45 120
ACC20224.SC	**CB08.22**	**CB08.38**	**CB06.32**	**CB09.12**

FINISH
- **B** · Black
- **W** · White
- **S** · Special color

ON DEMAND OPTIONS
- Special Finishes
- Custom Dimensions

TECHNICAL INFORMATION

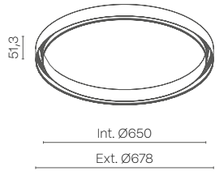 51,3 Int. Ø650 Ext. Ø678	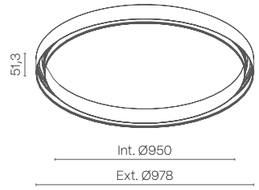 51,3 Int. Ø950 Ext. Ø978	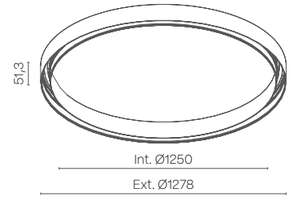 51,3 Int. Ø1250 Ext. Ø1278
175EF 000X	175EI 000X	225EK 000X

POWER STANDARD

IP20

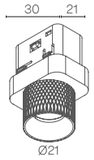

20°	48 VdC	2 W 130 - 145 - 161 lm	
	2700 K	231EB9B132	
	3000 K	231EB9B133	
	4000 K	231EB9B135	

20°



The data shown corresponds to raw values.

INSTALLATION
- **1** · Pendant
- **3** · Surface

FINISH
- **B** · Black
- **W** · White
- **S** · Special color

DIMM OPTIONS
- **O** · On-Off
- **D** · Dali

Down light

LINEAR SYSTEMS

Un sistema lineal para espacios arquitectónicos

Concebido como una herramienta de iluminación versátil, el sistema lineal de BPM se adapta a la geometría y al ritmo de la arquitectura. Las líneas continuas de luz permiten estructurar, guiar y definir el espacio con precisión.

Basado en perfiles de aluminio extrusionado y difusores técnicos, el sistema ofrece iluminación uniforme, confort visual y opciones de configuración flexibles para proyectos arquitectónicos profesionales.

A linear system for architectural spaces

Designed as a versatile lighting tool, the BPM linear system adapts to the geometry and rhythm of the architecture. Continuous lines of light allow the space to be structured, guided and defined with precision.

Based on extruded aluminium profiles and technical diffusers, the system offers uniform illumination, visual comfort and flexible configuration options for professional architectural projects.

ALARIK FAMILY
PAG. 164

TRACKLIGHT FAMILY
PAG. 184

ALBA FAMILY
PAG. 192

FLY
PAG. 236

VAULT
PAG. 242

OKKIA
PAG. 248

ALZIRA
PAG. 254

LINEAR SYSTEMS



ALARIK FAMILY

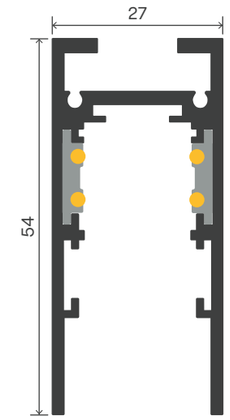

ALARIK SLIM
REF. 230
PAG. 166

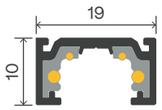

ALARIK MINI
REF. 200
PAG. 172

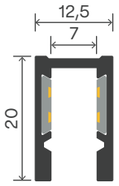

ALARIK NANO
REF. 215
PAG. 178

ALARIK SLIM

ALUMINIUM · CRI ≥90 · IK06 · LIFE 50000H · DIM OPTIONAL

48V. REMOTE · INDOOR · 220–240 V 50–60 Hz



LIGHT MODULES



1. SLIM LED MODULES

IP20

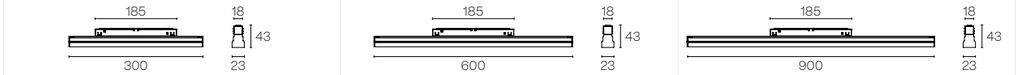

		300	600	900
	48 VdC	7 W 1004 – 1027 – 1038 lm	14 W 2007 – 2053 – 2076 lm	27 W 3670 – 3754 – 3796 lm
Opal	2700 K	233EB9B112	233EE9B112	233EH9B112
	3000 K	233EB9B113	233EE9B113	233EH9B113
	4000 K	233EB9B115	233EE9B115	233EH9B115

Opal



The data shown corresponds to raw values.

FINISH
B · Black
W · White

DIMM OPTIONS
O · On–Off
D · Dali
V · 1.10v

Down light

2. SLIM LED BALL

IP20

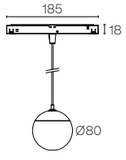

		48 VdC
		7 W 793 - 826 - 875 lm
37º	2700 K	232EB9 1 52
	3000 K	232EB9 1 53
	4000 K	232EB9 1 55

37º

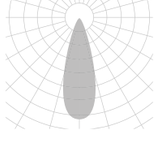

3. SLIM DOT

IP20

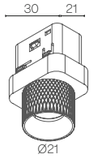

		48 VdC
		2 W 130 - 145 - 161 lm
20º	2700 K	231EB9B132O
	3000 K	231EB9B133O
	4000 K	231EB9B135O

20º



4. SLIM LED TUBE

IP20

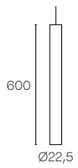



		48 VdC	
		3 W 151 - 187 - 212 lm	14 W 810 - 820 - 881 lm
20º - 40º	2700 K	234EB9 1 2	234EH9 1 2
	3000 K	234EB9 1 3	234EH9 1 3
	4000 K	234EB9 1 5	234EH9 1 5

20º

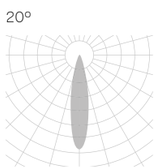

40º

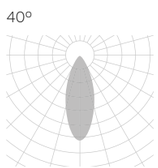

5. SLIM MOTION LENSES

IP20

90º

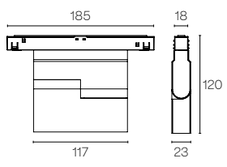

		48 VdC
		9 W 749 - 832 - 894 lm
15º - 38º	2700 K	237EB9B1 2
	3000 K	237EB9B1 3
	4000 K	237EB9B1 5

15º

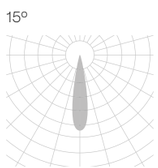

38º

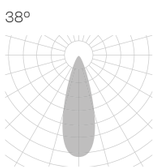

The data shown corresponds to raw values.

BEAM ANGLE
- **1** · 15º
- **3** · 20º
- **5** · 40º - 38º

FINISH
- **B** · Black
- **W** · White

DIMM OPTIONS
- **O** · On-Off
- **D** · Dali
- **V** · 1.10v

Down light

6. SLIM PATRICIA ZOOM

IP20

350º

90º

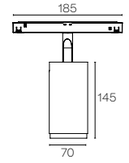

		48 VdC
		21 W 2368 - 2476 - 2620 lm
15º to 36º - 36º to 60º	2700 K	239EB9 1 2
	3000 K	239EB9 1 3
	4000 K	239EB9 1 5

15-36º

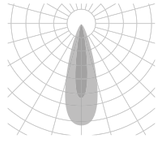

36-60º

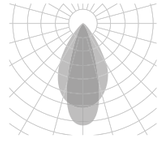

7. SLIM PATRICIA

IP20

350º

90º

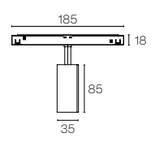

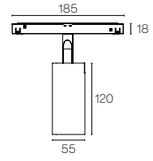

		48 VdC	
		7 W 784 - 819 - 867 lm	13 W 1306 - 1366 - 1445 lm
15º - 38º - 60º	2700 K	238EB9 1 2	238EE9 1 2
	3000 K	238EB9 1 3	238EE9 1 3
	4000 K	238EB9 1 5	238EE9 1 5

15º

38º

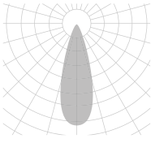

60º



8. SLIM LENSES

IP20

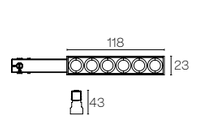

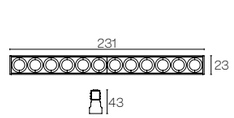

		48 VdC	
		9 W 749 - 832 - 894 lm	15 W 1320 - 1626 - 1626 lm
15º - 38º	2700 K	235EB9B1 2	235EE9B1 2
	3000 K	235EB9B1 3	235EE9B1 3
	4000 K	235EB9B1 5	235EE9B1 5

15º

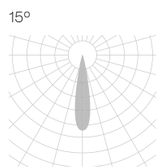

38º

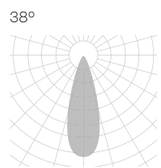

9. SLIM WALL WASHER

IP20

350º

90º

		48 VdC
		16 W 1514 - 1597 - 1674 lm
-	2700 K	241EB9 1 2
	3000 K	241EB9 1 3
	4000 K	241EB9 1 5

The data shown corresponds to raw values.

BEAM ANGLE
- **2** · 15º to 36º - 15º
- **5** · 36º to 60º - 38º
- **7** · 60º

FINISH
- **B** · Black
- **W** · White

DIMM OPTIONS
- **O** · On-Off
- **D** · Dali
- **V** · 1.10v

Down light

PROFILES

PENDANT



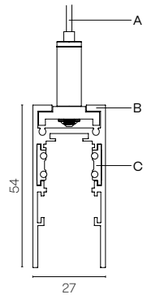

IP20

230EB1 000X

SURFACE



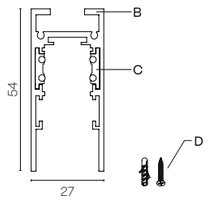

IP20

230EB3 000X

RECESSED WITH FRAME



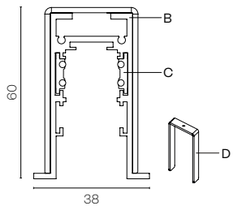

IP20
IP23
90mm

230EB5 000X

TRIMLESS



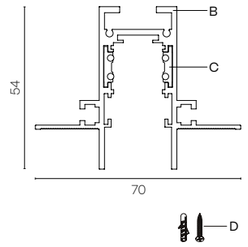

IP20
IP23
85mm

230EB6 000X

Total length = profile length + 2x8mm (cover kit)
(Total length - 8mm) x 30mm

Total length = profile length + 2x3mm (cover kit)
(Total length + 2mm) x 55mm

ROUND PENDANT



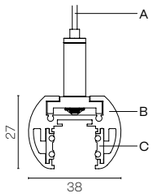

IP20

240EB1 000X

ROUND SURFACE



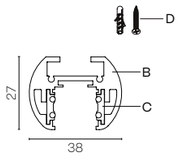

IP20

240EB3 000X

A – Aircraft cable (3 m)
B – Aluminium profile
C – Electrified track
D – Mounting kit

FINISH
B · Black
W · White
S · Special color

ON DEMAND OPTIONS
Special finishes
Custom dimensions

COMPONENTS

GENERAL COMPONENTS

COVER KIT	COVER KIT ROUND
	
TF19	**TF20**

48V TRANSFORMER	
75 W	**DR48.01**
120 W	**DR48.02**
200 W	**DR48.03**

INTEGRATED POWER	
200 W	**10246.DR**

PENDANT COMPONENTS

SUSPENSION KIT	DRIVER BOX			CONNECTION BOX
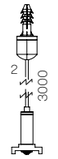	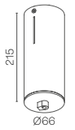	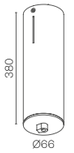	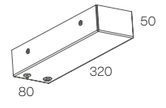	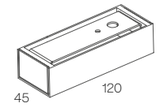
ACC20224.SC	**CB08.22**	**CB08.38**	**CB06.32**	**CB09.12**

JOINTS & CONNECTORS

LINEAR JOINT	ANGLE JOINT	WALL-CEILING JOINT	T JOINT	CROSS JOINT	POWER FEEDER UNIT 3M.
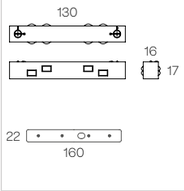	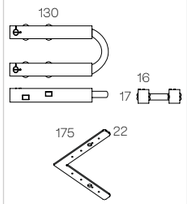	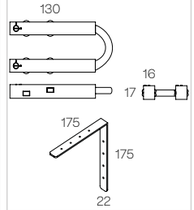	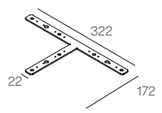	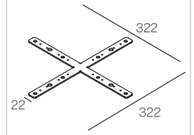	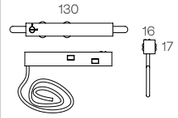
UR19	**UL19**	**UV19**	**UT19**	**UX19**	**ACC20224.CA**

CURVE JOINT KIT	DIMENSIONS	REFERENCE
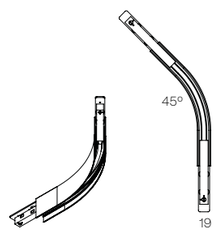	350 mm	**ACC20224.01.45.**
	450 mm	**ACC20224.02.45.**
	650 mm	**ACC20224.03.45.**

Only for **Pendant** and **Surface** installation

CURVE JOINT KIT	DIMENSIONS	REFERENCE
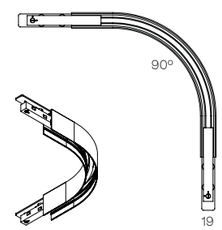	350 mm	**ACC20224.01.90.**
	450 mm	**ACC20224.02.90.**
	650 mm	**ACC20224.03.90.**

Only for **Pendant** and **Surface** installation

INSTALLATION
1 · Pendant
3 · Surface
5 · Recessed with frame
6 · Trimless

FINISH
B · Black
W · White
S · Special color

ALARIK MINI

ALUMINIUM | CRI ≥90 | IK06 | LIFE 50000H | DIM OPTIONAL

48V. REMOTE | INDOOR | 220–240 V 50–60 Hz





1. MINI LED MODULES

IP20

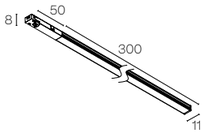

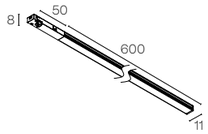

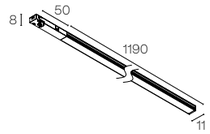

		48 VdC	48 VdC	48 VdC
		5 W 851 - 875 - 880 lm	10 W 1673 - 1720 - 1729 lm	20 W 3345 - 3440 - 3459 lm
Opal	2700 K	201EB9B112O	201EE9B112O	201EH9B112O
	3000 K	201EB9B113O	201EE9B113O	201EH9B113O
	4000 K	201EB9B115O	201EE9B115O	201EH9B115O

Opal



The data shown corresponds to raw values.

Down light

2. MINI LENSES

P20
350º

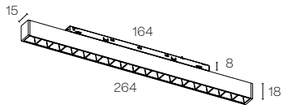

	48 VdC	7 W 921 - 945 - 1087 lm
23º - 28º - 36º	2700 K	202EB9 1 2
	3000 K	202EB9 1 3
	4000 K	202EB9 1 5

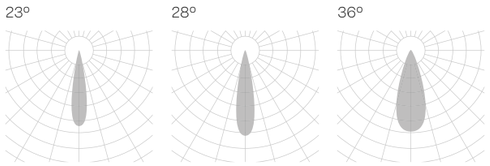

3. MINI MOTION LENSES

IP20
350º
90º

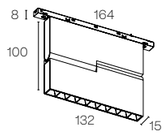

	48 VdC	7 W 921 - 945 - 1087 lm
23º - 28º - 36º	2700 K	203EB9 1 2
	3000 K	203EB9 1 3
	4000 K	203EB9 1 5



4. MINI PATRICIA

IP20
350º
90º

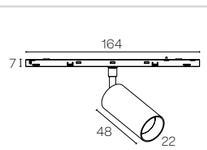

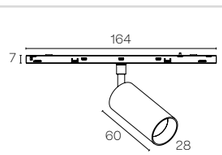

	48 VdC	2 W 203 - 208 - 239 lm	5 W 612 - 639 - 676 lm
15º - 24º - 30º	2700 K	204EB9 1 2	204EE9 1 2
	3000 K	204EB9 1 3	204EE9 1 3
	4000 K	204EB9 1 5	204EE9 1 5

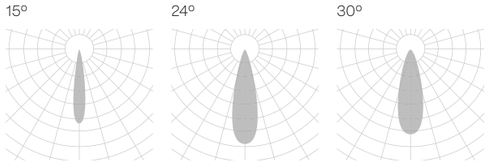

The data shown corresponds to raw values.

FINISH
B · Black
W · White

BEAM ANGLE
2 · 15º
3 · 23º - 24º
4 · 28º - 30º
5 · 36º

DIMM OPTIONS
O · On-Off
D · Dali

Down light

5. MINI PATRICIA FLAT

IP20
350º
90º

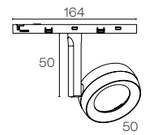

	48 VdC	5 W 612 - 639 - 676 lm
15º - 30º - 36º	2700 K	205EB9 1 2
	3000 K	205EB9 1 3
	4000 K	205EB9 1 5

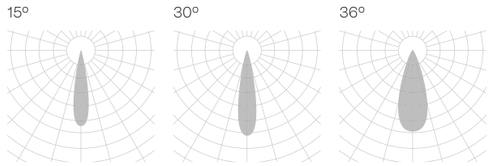

6. MINI PATRICIA LOL

IP20
350º
90º

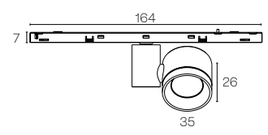

	48 VdC	5 W 305 - 324 - 325 lm
15º - 24º - 36º	2700 K	206EB9 1 2
	3000 K	206EB9 1 3
	4000 K	206EB9 1 5

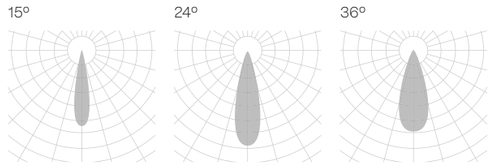

7. MINI PATRICIA ZOOM

IP20
350º
90º

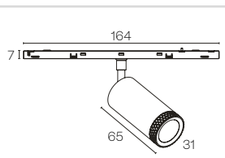

	48 VdC	5 W 612 - 639 - 676 lm
15º to 40º	2700 K	207EB9 122
	3000 K	207EB9 123
	4000 K	207EB9 125

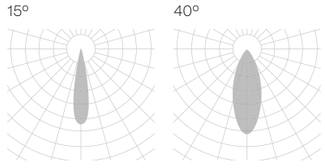

8. MINI ROUND LENSES

IP20
350º

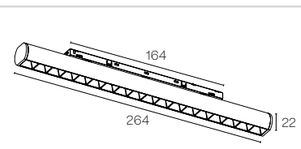

	48 VdC	7 W 921 - 945 - 1087 lm
30º - 36º - 60º	2700 K	209EB9 1 2
	3000 K	209EB9 1 3
	4000 K	209EB9 1 5

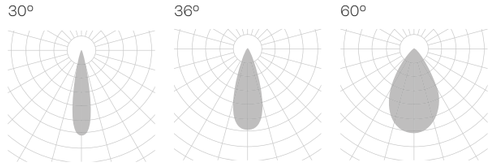

The data shown corresponds to raw values.

FINISH
B · Black
W · White

BEAM ANGLE
2 · 15º
3 · 23º - 24º
4 · 30º
5 · 36º
6 · 60º

DIMM OPTIONS
O · On-Off
D · Dali

Down light

PROFILES

PENDANT



IP20

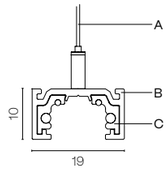

200EB1 000X

SURFACE



IP20

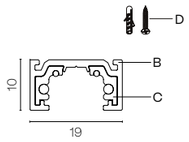

200EB3 000X

TRIMLESS



IP20
IP23

55mm

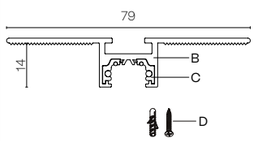

200EB6 000X

Total length = profile length + 2 x 2 mm (cover kit)
(Total length + 2 mm) x 30 mm

ROUND PENDANT



IP20

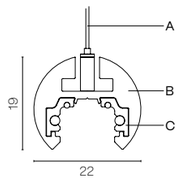

208EB1 000X

ROUND SURFACE



IP20

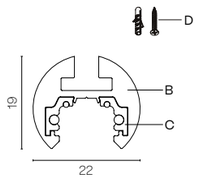

208EB3 000X

PENDANT INSTALLATIONS
When the profile (without end caps) measures up to 1500 mm, 2 suspension kits are used.
When the profile (without end caps) measures over to 1500 mm, 3 suspension kits are used.

A – Aircraft cable (3 m)
B – Aluminium profile
C – Electrified track
D – Mounting kit

FINISH
B · Black
W · White
S · Special color

ON DEMAND OPTIONS
Special finishes
Custom dimensions

COMPONENTS

GENERAL COMPONENTS

COVER KIT	COVER KIT ROUND	NOT INTEGRATED POWER FEEDER UNIT	INTEGRATED POWER FEEDER UNIT
		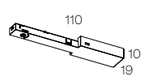	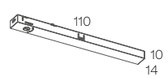
TF21	**TF22**	**ACC210006.CA**	**ACC210004.CA**

48V TRANSFORMER	
75 W	**DR48.01**
120 W	**DR48.02**
200 W	**DR48.03**

48V TRANSFORMER BOX only for surface	
100 W	**A200DBSTX**
200 W	**A200DBHTX**

PENDANT COMPONENTS

SUSPENSION KIT	DRIVER BOX			CONNECTION BOX
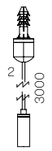	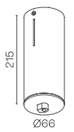	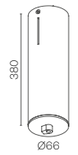	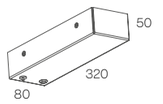	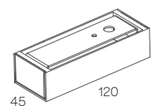
ACC210004.SC	**CB08.22**	**CB08.38**	**CB06.32**	**CB09.12**

JOINTS & CONNECTORS

LINEAR JOINT	ANGLE JOINT*	CROSS JOINT*	T-JOINT*	WALL-CEILING JOINT*
				
UR21	**UL21**	**UC21**	**UT21**	**UV21**

*Not available for **Round profiles**

CURVE JOINT KIT	DIMENSIONS	REFERENCE
	Ø350 mm	**ACC210006.01.45**
	Ø450 mm	**ACC210006.02.45**
	Ø650 mm	**ACC210006.03.45**

CURVE JOINT KIT	DIMENSIONS	REFERENCE
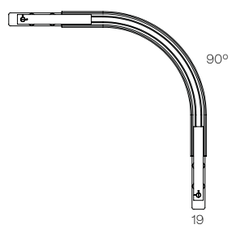	Ø350 mm	**ACC210006.01.90**
	Ø450 mm	**ACC210006.02.90**
	Ø650 mm	**ACC210006.03.90**

Only for **Pendant** and **Surface** installation

FINISH
B · Black
W · White
S · Special color

ALARIK NANO

NEW

ALUMINIUM · CRI ≥90 · IK06 · LIFE 50000H · DIM OPTIONAL

48V. REMOTE · INDOOR · 220–240 V 50–60 Hz



LIGHT MODULES



1. NANO LED MODULES

IP20

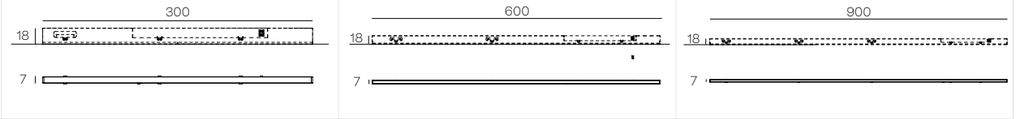

		48 VdC	48 VdC	48 VdC
		5 W 495 - 512 - 605 lm	7,5 W 743 - 767 - 908 lm	11 W 1114 - 1151 - 1374 lm
Opal	2700 K	217EB9 112	217EE9 112	217EH9 112
Opal	3000 K	217EB9 113	217EE9 113	217EH9 113
Opal	4000 K	217EB9 115	217EE9 115	217EH9 115

Opal



The data shown corresponds to raw values.

FINISH
B · Black
W · White

DIMM OPTIONS
O · On-Off
D · Dali

Down light

2. NANO LENSES COMPACT

IP20



	48 VdC	3 W 324 - 342 - 378 lm
50°	2700 K	218EB9 ■ 162 ●
	3000 K	218EB9 ■ 163 ●
	4000 K	218EB9 ■ 165 ●

50°



2. NANO WALL WASHER

IP20

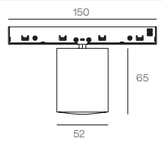

	48 VdC	9 W 622 - 692 - 761 lm
9°	2700 K	224EB9 ■ 142 ●
	3000 K	224EB9 ■ 143 ●
	4000 K	224EB9 ■ 155 ●

9°

3. NANO ESFERA SURFACE

IP20

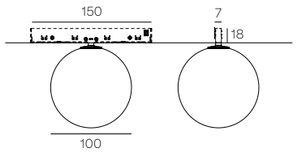

	48 VdC	4,5 W 653 - 668 - 676 lm
Opal	2700 K	222EB9 ■ 112 ●
	3000 K	222EB9 ■ 113 ●
	4000 K	222EB9 ■ 115 ●

Opal



4. NANO ESFERA PENDANT

IP20

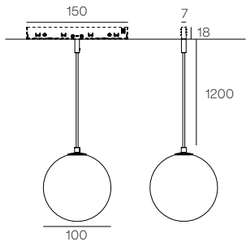

	48 VdC	4,5 W 653 - 668 - 676 lm
Opal	2700 K	223EB9 ■ 112 ●
	3000 K	223EB9 ■ 113 ●
	4000 K	223EB9 ■ 115 ●

Opal



The data shown corresponds to raw values.

FINISH
B · Black
W · White

DIMM OPTIONS
O · On-Off
D · Dali

Down light

5. NANO PATRICIA ZOOM

IP20
350°
82°

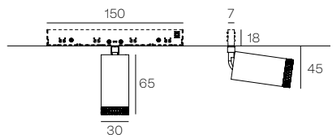

	48 VdC	5,5 W 565 - 640 - 685 lm
18 to 31°	2700 K	221EB9 ■ 132 ●
	3000 K	221EB9 ■ 133 ●
	4000 K	221EB9 ■ 135 ●

18°

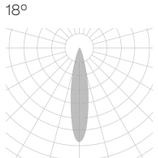

31°

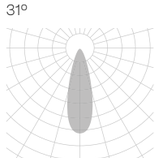

6. NANO PATRICIA SHAPE

IP20
290°
90°

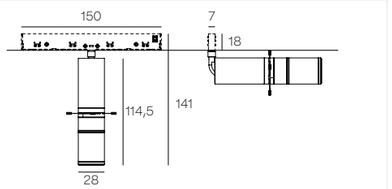

	48 VdC	5,5 W 357 - 380 lm
20 to 33°	2700 K	220EB9 ■ 132 ●
	3000 K	220EB9 ■ 133 ●
	4000 K	220EB9 ■ 135 ●

20°

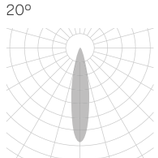

33°

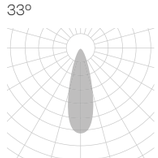

7. NANO PATRICIA FLIP

IP20
270°
170°

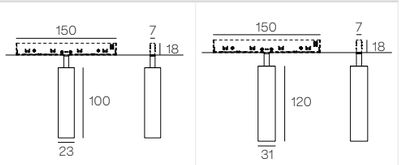

	48 VdC	3,5 W 424 - 480 - 513 lm	5,5 W 565 - 640 - 685 lm
24°	2700 K	219EB9 ■ 132 ●	219EE9 ■ 132 ●
	3000 K	219EB9 ■ 133 ●	219EE9 ■ 133 ●
	4000 K	219EB9 ■ 135 ●	219EE9 ■ 135 ●
38°	2700 K	219EB9 ■ 152 ●	219EE9 ■ 152 ●
	3000 K	219EB9 ■ 153 ●	219EE9 ■ 153 ●
	4000 K	219EB9 ■ 155 ●	219EE9 ■ 155 ●

IP20
270°
170°

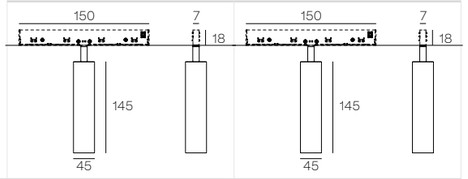

	48 VdC	7 W 824 - 870 - 929 lm	13 W 1302 - 1375 - 1468 lm
18°	2700 K	219EH9 ■ 132 ●	219EH9 ■ 332 ●
	3000 K	219EH9 ■ 133 ●	219EH9 ■ 333 ●
	4000 K	219EH9 ■ 135 ●	219EH9 ■ 335 ●
43°	2700 K	219EH9 ■ 152 ●	219EH9 ■ 352 ●
	3000 K	219EH9 ■ 153 ●	219EH9 ■ 353 ●
	4000 K	219EH9 ■ 155 ●	219EH9 ■ 355 ●

18°

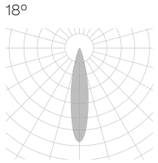

24°

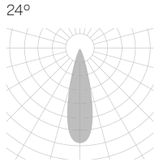

36°

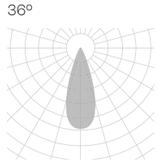

43°

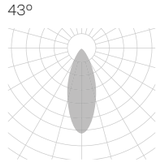

The data shown corresponds to raw values.

FINISH
B · Black
W · White

DIMM OPTIONS
O · On-Off
D · Dali

Down light

PROFILES

PENDANT



IP20

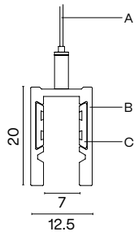

215EB1 000X

PENDANT DOUBLE



IP20

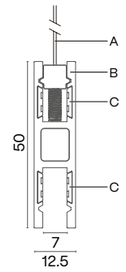

216EB1 000X

SURFACE



IP20

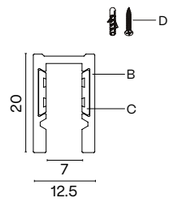

215EB3 000X

TRIMLESS



IP20
IP23

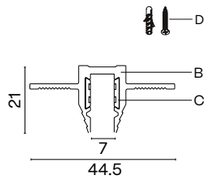

215EB6 000X

PENDANT INSTALLATIONS

When the profile (without end caps) measures up to 2000 mm, 2 suspension kits are used.
When the profile (without end caps) measures over to 2000 mm, 3 suspension kits are used.

A – Aircraft cable (3 m)
B – Aluminium profile
C – Electrified track
D – Mounting kit

FINISH
B · Black
W · White
S · Special color

ON DEMAND OPTIONS
Special finishes
Custom dimensions

COMPONENTS

GENERAL COMPONENTS

NANO OPAQUE



ACC210022

NANO COVER KIT



TF26

NANO DOUBLE COVER KIT



TF271

48V TRANSFORMER	
75 W	**DR48.01**
120 W	**DR48.02**
200 W	**DR48.03**

48V TRANSFORMER BOX only for surface	
100 W	**A201DBSTX**
200 W	**A201DBHTX**

PENDANT COMPONENTS

SUSPENSION KIT

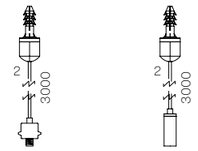

ACC210022.SC

DRIVER BOX

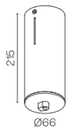

CB08.22

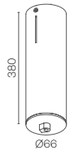

CB08.38

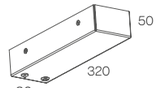

CB06.32

CONNECTION BOX

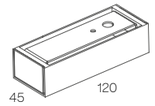

CB09.12

JOINTS & CONNECTORS

ALARIK NANO POWER FEEDER 48V

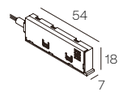

ACC210022.CA

ALARIK NANO ELECTRICAL ANGLE JOINT

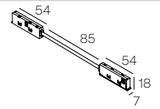

ACC210022.UL

ALARIK NANO ELECTRICAL LINEAR & UP-DOWN JOINT

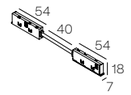

ACC210022.UR

NANO LINEAR JOINT *1



UR22

NANO ANGLE JOINT (PENDANT – SURFACE) *2

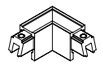

UL24

NANO ANGLE JOINT (TRIMLESS) *2

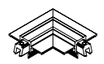

UL24.TR

*1 Requires two units for Alarik Nano Double profile. *Requiere de dos unidades para el perfil Alarik Nano Double.*
*2 Only works with Alarik Nano profile. *Únicamente funciona en el perfil Alarik Nano.*

INSTALLATION
1 · Pendant
3 · Surface
6 · Trimless

FINISH
B · Black
W · White

TRACKLIGHT

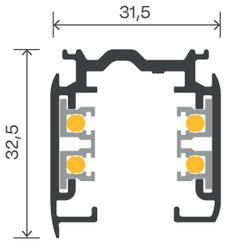

CIRCUIT TRACK
REF. ACC6684
PAG. 186

TRACKLIGHT

NEW

ALUMINIUM PC · CRI ≥90 · IK06 · LIFE 50000H · DIM OPTIONAL

220-240 V 50-60 Hz · INDOOR



LIGHT MODULES



1. LUMINAIRES

ALABAMA REF 100

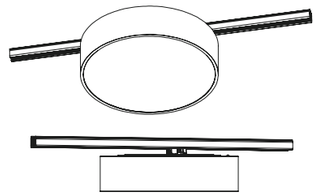

IP40	PAG. 124	DIAMETERS: 250 · 350 · 450 · 650

ALABAMA SLIM REF 104

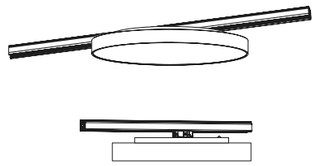

IP40	PAG. 136	DIAMETERS: 250 · 350 · 450 · 650

ALABAMA SUPER SLIM REF 106

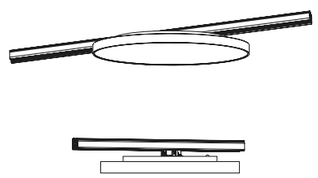

IP40	PAG. 140	DIAMETERS: 250 · 350 · 450 · 650

For technical data, other installations and general information, see the page below each product.

2. LINEAR SYSTEM

ALBA PRO REF 255

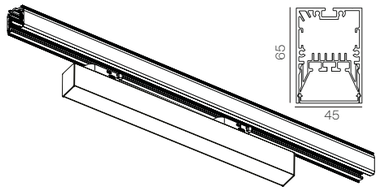

IP40 | PAG. 214 | LENGTH: 843 · 1124 · 1405 · 1686 · 1967 · 2248

ALBA PLUS REF 254

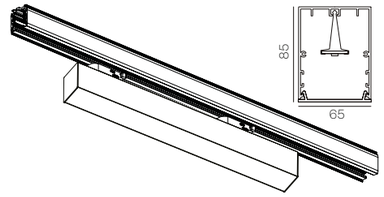

IP40 | PAG. 220 | LENGTH: 843 · 1124 · 1405 · 1686 · 1967 · 2248

3. SPOTLIGHTS

CUBE REF 309

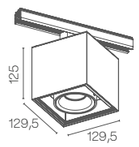

IP20 INTEGRATED PAG. 298

CUBE TUBE REF 312

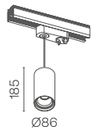

IP20 INTEGRATED PAG. 300

CUBE TUBE REF 312

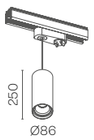

IP20 INTEGRATED PAG. 300

CUBE TUBE REF 312

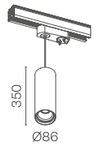

IP20 INTEGRATED PAG. 300

CUBE TUBE REF 312

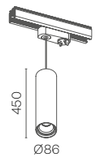

IP20 INTEGRATED PAG. 300

KLIMT REF 320

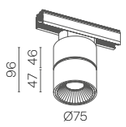

IP20 INTEGRATED PAG. 292

KLIMT REF 320

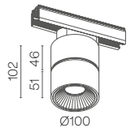

IP20 INTEGRATED PAG. 292

KLIMT REF 320

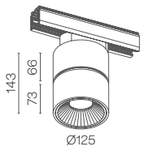

IP20 INTEGRATED PAG. 292

For technical data, other installations and general information, see the page below each product.

3. SPOTLIGHTS

LUK CRUSADER REF 330

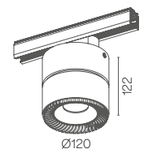

IP20 INTEGRATED PAG. 306

LUK HAWKEYE REF 331

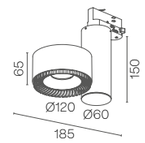

IP20 INTEGRATED PAG. 308

LUK HAWKEYE DOUBLE REF 332

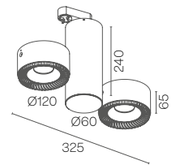

IP20 INTEGRATED PAG. 308

MARTORELL TUBE MOVE REF 345

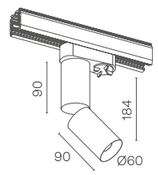

IP20 INTEGRATED PAG. 272

ORACLE REF 354

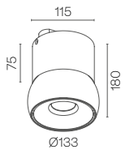

IP20 INTEGRATED PAG. 312

PATRICIA REF 355

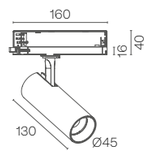

IP20 INTEGRATED PAG. 286

PATRICIA REF 355

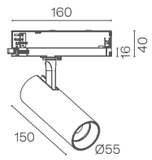

IP20 INTEGRATED PAG. 286

PATRICIA REF 355

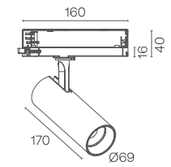

IP20 INTEGRATED PAG. 286

PATRICIA REF 355

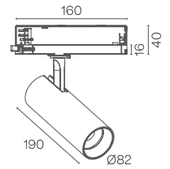

IP20 INTEGRATED PAG. 286

For technical data, other installations and general information, see the page below each product.

PROFILES & COMPONENTS

SURFACE

IP20



	1 m	2 m
On-Off	**ACC6684.01.SR.**	**ACC6684.02.SR.**
DALI	**ACC6684.01.SR. .DA**	**ACC6684.02.SR. .DA**

RECESSED WITH FRAME

IP20
IP23

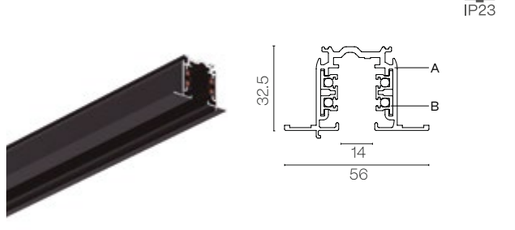

	1 m	2 m
On-Off	**ACC6684.01.RF.**	**ACC6684.02.RF.**
DALI	**ACC6684.01.RF. .DA**	**ACC6684.02.RF. .DA**

Add pendant mounting to track profile ACC6684.01.SR & ACC6684.02.SR with accesories ACC6665 + ACC6666.

JOINTS & CONNECTORS

L - CORNER ADJUSTABLE



ACC6660 .DA

L - CORNER



ACC6659 .DA

T - ANGLE



ACC6661 .DA

X - ANGLE



ACC6662 .DA

MIDDLE POWER SUPPLY



ACC6681 .DA

STRAIGHT COUPLER



ACC6682 .DA

POWER SUPPLY



ACC6656 .DA

DALI ADAPTER



ACC6685

When the track is supplied with DALI regulation, it features a 6-circuit system: four dedicated to copper conduction and two for data transmisión.

A – Aluminium profile
B – Electrified track
C – Mounting kit

PROFILE FINISH
B · Black
W · White
S · Special color

JOINT & CONNECTOR FINISH
BK-BK · Black - black
WH-WH · White - white

ON DEMAND OPTIONS
Special finishes
Custom dimensions

COMPONENTS

COVERS COMPONENTS

POWER SUPPLY COVER

ACC6671

CONNECTOR COVER L



ACC6687

CONNECTOR COVER T



ACC6686

CONNECTOR COVER X



ACC6664 .DA

TRACK COVER STRIP 2M



ACC6688

CAPS COMPONENTS

END CAP SR



ACC6663

END CAP RF



ACC6689

PENDANT COMPONENTS

BRACKET FOR PENDANT INST.



ACC6665

SUSPENSION KIT 5M



ACC6666

OTHER COMPONENTS

THREADED ROD M6

ACC6667

TUBE FOR ROD



ACC6669

NUT M6
EXTENSION NUT M6



ACC6668

NUT M6
NUT THREADED ROD M6



ACC6670

TOOL FOR
ADAPTER WIRING



ACC6690

FINISH
B · Black
W · White
S · Special color

ALBA FAMILY



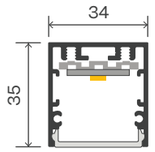

ALBA MINI
REF. 251
PAG. 196

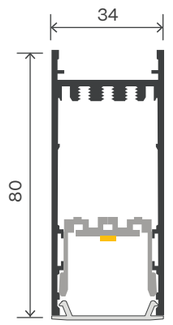

ALBA MINI AIO
REF. 253
PAG. 200

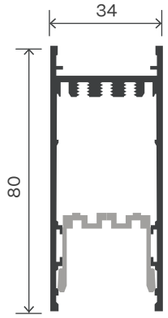

ALBA MINI MODULIGHT
REF. 280
PAG. 204

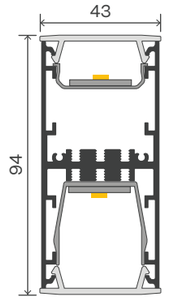

ALBA DOUBLE
REF. 250
PAG. 224

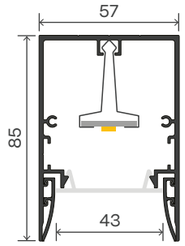

ALBA WING
REF. 290
PAG. 210

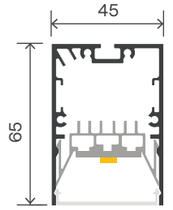

ALBA PRO
REF. 255
PAG. 214

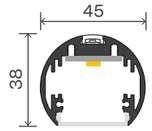

ALBA LINGGO MINI
REF. 276
PAG. 228

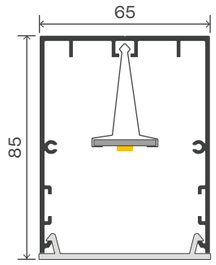

ALBA PLUS
REF. 254
PAG. 220

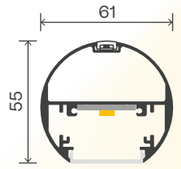

ALBA LINGGO
REF. 275
PAG. 232

LINEAR SYSTEM MEASURES

The following lengths are available and can be applied generically across all product lines: **0M, 1, 1M, 2, 2M, 3, 3M, 4, 4M, 5, 5M, 6, 6M, 7, 7M, 8, 8M, 9, 9M and 10.**

These lengths correspond to the sizes of the light boards, available in two versions: 140 mm and 280 mm. Wattage and lumen values are defined per board, ensuring consistent luminous performance and energy efficiency across the entire range.

Thanks to this modular system, all lengths are fully compatible and can be used interchangeably across the following models: **ALBA PRO, ALBA PLUS, ALBA MINI, ALBA MINI AIO, ALBA MINI MODULIGHT, ALBA WING, ALBA PRO, ALBA PLUS, ALBA DOUBLE, ALBA LINGGO MINI, ALBA LINGGO** and **ALZIRA.**

By using the latest **LED technologies** in the boards, an **extended lifetime of up to 102,000 hours (L80B10)** has been achieved, representing a significant improvement over previous generations. This ensures long-term luminous stability and reduced maintenance over time. In addition, **luminous efficacy** has been increased up to **180 lm/W**, achieving an energy **efficiency class C.**

As a result of this technical evolution, the range offers a more **robust, durable and versatile solution**, capable of meeting the most demanding requirements of architectural projects and continuous lighting applications.

Our strong commitment to sustainable materials, together with the **C2C certification** of the boards and improved performance, makes our **luminaires a safe and environmentally responsible choice.**

			POWER STANDARD				POWER HIGH			
REF.		**ELECTRIC SYSTEM LENGHT**	**W**	**27K**	**3K**	**4K**	**W**	**27K**	**3K**	**4K**
A	0 M	141 mm	3	409	484	521,5	6	818	969	1043
B	1	281 mm	6	818	969	1043	11	1636	1938	2086
C	1 M	422 mm	8	1227	1453	1564	17	2454	2907	3129
E	2	562 mm	11	1636	1938	2086	22	3372	3876	4172
G	2 M	703 mm	14	2045	2422	2607	28	4090	4845	5215
H	3	843 mm	17	2454	2907	3129	33	4908	5814	6258
I	3 M	984 mm	20	2863	3391,5	3650,5	39	5726	6783	7301
J	4	1124 mm	22	3272	3876	4172	45	6544	7752	8344
K	4 M	1265 mm	25	3681	4360	4693	50	7362	8721	9387
L	5	1405 mm	28	4090	4845	5215	56	8180	9690	10430
M	5 M	1546 mm	31	4499	5329	5736	61	8998	10659	11473
N	6	1686 mm	33	4908	5814	6258	67	9816	11628	12516
O	6 M	1827 mm	36	5317	6298	6779	72	10634	12597	13559
P	7	1967 mm	39	5726	6783	7301	78	11452	13566	14602
Q	7 M	2108 mm	42	6135	7267	7822	84	12270	14535	15645
R	8	2248 mm	45	6544	7752	8344	89	13088	15504	16688
S	8 M	2389 mm	47	6953	8236	8865	95	13906	16473	17731
T	9	2529 mm	50	7362	8721	9387	100	14724	17442	18774
U	9 M	2670 mm	53	7771	9205	9908	106	15542	18411	19817
V	10	2810 mm	56	8180	9690	10430	111	16360	19380	20860

LINEAR SYSTEM MEASURES

EXAMPLE

The following example shows how to calculate the total length of a luminaire, combining the electrical system length with the dimensions of the end caps and cover kit.



Total length = 141 + 281 + 281 mm (Electric System Length) + 2 x 10 mm (Ends) + 2 × 3 mm (Cover Kit) = **729 mm**
Total lumens at 2700 K (Power Standard) = **2045 lm**
Total power (Power Standard) = **14 W**
Generic reference = **XXX X G X X X**
Alba Mini reference = **211 E G 1 B 3 4 3 D**

LENGTH CALCULATION FORMULA

The total length of each luminaire varies depending on the model. The following formulas indicate how to calculate the overall length, taking into account the electrical system, end caps, and cover kit.

ALBA MINI

PENDANT / SURFACE / WALL SURFACE: Total length = Electrical system length + 2 x 12,5 mm (Ends) + 2 × 3 mm (Cover Kit)
RECESSED WITH FRAME: Total length = Electrical system length + 2 x 12,5 mm (Ends) + 2 × 8 mm (Cover Kit)
TRIMLESS: Total length = Electrical system length + 2 x 12,5 mm (Ends) + 2 × 2 mm (Cover Kit)

ALBA MINI AIO

PENDANT / SURFACE / WALL SURFACE: Total length = Electrical system length + 2 x 5 mm (Ends) + 2 × 3 mm (Cover Kit)
RECESSED WITH FRAME: Total length = Electrical system length + 2 x 5 mm (Ends) + 2 × 8 mm (Cover Kit)
TRIMLESS: Total length = Electrical system length + 2 x 5 mm (Ends) + 2 × 2 mm (Cover Kit)

ALBA MINI MODULIGHT

PENDANT / SURFACE / WALL SURFACE: Total length = Electrical system length + 2 x 5 mm (Ends) + 2 × 3 mm (Cover Kit)
RECESSED WITH FRAME: Total length = Electrical system length + 2 x 5 mm (Ends) + 2 × 8 mm (Cover Kit)
TRIMLESS: Total length = Electrical system length + 2 x 5 mm (Ends) + 2 × 2 mm (Cover Kit)

ALBA WING

PENDANT / SURFACE / WALL SURFACE: Total length = Electrical system length + 2 x 10 mm (Ends) + 2 × 3 mm (Cover Kit)
RECESSED WITH FRAME: Total length = Electrical system length + 10 mm (Ends) + 2 × 8 mm (Cover Kit)
TRIMLESS: Total length = Electrical system length + 10 mm (Ends) + 2 × 2 mm (Cover Kit)

ALBA PRO

PENDANT / SURFACE / WALL SURFACE: Total length = Electrical system length + 2 x 5 mm (Ends) + 2 × 3 mm (Cover Kit)
RECESSED WITH FRAME: Total length = Electrical system length + 2 x 5 mm (Ends) + 2 × 8 mm (Cover Kit)
TRIMLESS: Total length = Electrical system length + 2 x 5 mm (Ends) + 2 × 1 mm (Cover Kit)

ALBA PLUS

PENDANT / SURFACE / WALL SURFACE: Total length = Electrical system length + 2 x 10 mm (Ends) + 2 × 3 mm (Cover Kit)
RECESSED WITH FRAME: Total length = Electrical system length + 10 mm (Ends) + 2 × 8 mm (Cover Kit)
TRIMLESS: Total length = Electrical system length + 10 mm (Ends) + 2 × 2 mm (Cover Kit)

ALBA DOUBLE

PENDANT / WALL SURFACE: Total length = Electrical system length + 2 x 20 mm (Ends) + 2 × 3 mm (Cover Kit)

ALBA LINGGO MINI

PENDANT / SURFACE: Total length = Electrical system length + 2 x 14 mm (Ends) + 2 × 9 mm (Cover Kit)

ALBA LINGGO

PENDANT / SURFACE: Total length = Electrical system length + 2 x 10 mm (Ends) + 2 × 12 mm (Cover Kit)

ALZIRA

PENDANT: Total length = Electrical system length + 2 x 10 mm (Ends) + 2 × 3 mm (Cover Kit)

OKKIA

PENDANT / SURFACE: Total length = Electrical system length + 2 x 5 mm (Ends) + 2 × 2 mm (Cover Kit)

FLY

PENDANT: Total length = Electrical system length + 2 × 150 mm (Cover Kit)

VAULT

PENDANT / SURFACE: Total length = Electrical system length + 420 + 5 + 12 mm (Cover Kit)

ALBA MINI

NEW

ALUMINIUM · CRI ≥90 · IK06 · LIFE 50000H · DIM OPTIONAL · TW

REMOTE · INDOOR · 220–240 V 50–60 Hz



INSTALLATION



1. PENDANT – PENDANT UP LIGHT

IP40

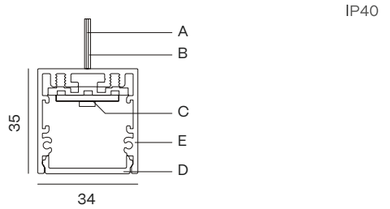

2. SURFACE

IP40

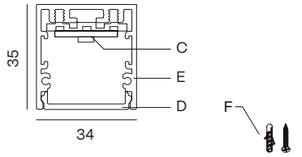

3. RECESSED WITH FRAME

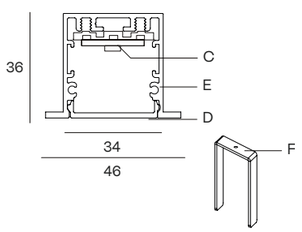

70 mm · IP20 IP43

(Total length – 8 mm) x 38 mm

4. TRIMLESS

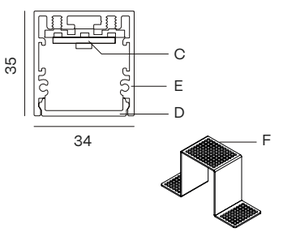

70 mm · IP20 IP43

(Total length + 2 mm) x 35 mm

5. WALL SURFACE

IP40

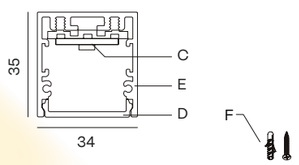

Compatible only with electric system lengths (mm): 281 · 422 · 562

See page 194

Example: **251EB2 112**

ELECTRIC SYSTEM LENGTH mm.
843 · 1124 · 1405 · 1686 · 1967 · 2248
For other sizes see page 194

A – Aircraft cable (3 m)
B – Power cable
C – LED module
D – Diffuser
E – Aluminium profile
F – Mounting kit

Cut hole
Minimum height of the false ceiling
Luminaire not suitable to be covered with thermal insulating material

COMPONENTS

COVER KIT	REFERENCE
	**TF03** 2 × 2 mm

BOXES FOR PENDANT – Not included, please select

CONNECTION BOX	REFERENCE	DRIVER BOX NoN-DIMM	REFERENCE	DRIVER BOX DIMMABLE	REFERENCE
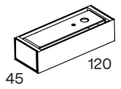	**CB09.12**	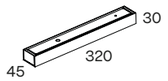	**CB09.32**	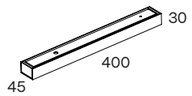	**CB09.40**

OTHER PENDANT OPTIONS

SUSPENSION KIT	DIMENSION	REFERENCE	2 SUSPENSION ROD	DIMENSION	REFERENCE
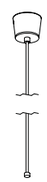	5 m	**SC05.SA**	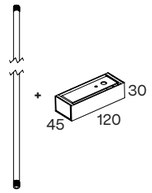	600 mm	**SC21.60**
	7 m	**SC07.SA**		800 mm	**SC21.80**
	10 m	**SC10.SA**		1000 mm	**SC21.100**

JOINTS

LINEAR JOINT	ANGLE JOINT	T – JOINT	T – JOINT
			
UR03	**UL03**	**UT03**	**UC03**

INSTALLATION
1 · Pendant
2 · Pendant up light
3 · Surface
5 · Recessed with frame
6 · Trimless
7 · Wall surface

FINISH
B · Black
W · White
S · Special color

ON DEMAND OPTIONS
Special finishes
Special color temperatures
Hi power
CRI 80
Emergency lighting
Motion detection
Wireless control options
Custom dimensions

TECHNICAL INFORMATION

POWER STANDARD

		843	1124	1405	1686	1967	2248
	24 V	4 W 387 – 405 – 425 lm	6 W 622 – 634 – 666 lm	8 W 824 – 840 – 882 lm	10 W 1034 – 1054 – 1107 lm	12 W 1243 – 1268 – 1331 lm	14 W 1460 – 1490 – 1564 lm
	500 mA	17 W 2454 – 2907 – 3129 lm	22 W 3272 – 3876 – 4172 lm	28 W 4090 – 4845 – 5215 lm	33 W 4908 – 5814 – 6258 lm	39 W 5726 – 6783 – 7301 lm	45 W 6544 – 7752 – 8344 lm
Opal	2700 K	**251EH 112**	**251EJ 112**	**251EL 112**	**251EN 112**	**251EP 112**	**251ER 112**
Opal	3000 K	**251EH 113**	**251EJ 113**	**251EL 113**	**251EN 113**	**251EP 113**	**251ER 113**
Opal	4000 K	**251EH 115**	**251EJ 115**	**251EL 115**	**251EN 115**	**251EP 115**	**251ER 115**
Microprismatic	2700 K	**251EH 122**	**251EJ 122**	**251EL 122**	**251EN 122**	**251EP 122**	**251ER 122**
Microprismatic	3000 K	**251EH 123**	**251EJ 123**	**251EL 123**	**251EN 123**	**251EP 123**	**251ER 123**
Microprismatic	4000 K	**251EH 125**	**251EJ 125**	**251EL 125**	**251EN 125**	**251EP 125**	**251ER 125**

POWER HIGH

		843	1124	1405	1686	1967	2248
	24 V	8 W 643 – 683 – 722 lm	12 W 1007 – 1069 – 1131 lm	16 W 1334 – 1417 – 1500 lm	20 W 1674 – 1777 – 1881 lm	24 W 2014 – 2138 – 2263 lm	28 W 2366 – 2512 – 2658 lm
	500 mA	33 W 4908 – 5814 – 6258 lm	45 W 6544 – 7752 – 8344 lm	56 W 8180 – 9690 – 10430 lm	67 W 9816 – 11628 – 12516 lm	78 W 11452 – 13566 – 14602 lm	89 W 13088 – 15504 – 16688 lm
Opal	2700 K	**251EH 312**	**251EJ 312**	**251EL 312**	**251EN 312**	**251EP 312**	**251ER 312**
Opal	3000 K	**251EH 313**	**251EJ 313**	**251EL 313**	**251EN 313**	**251EP 313**	**251ER 313**
Opal	4000 K	**251EH 315**	**251EJ 315**	**251EL 315**	**251EN 315**	**251EP 315**	**251ER 315**
Microprismatic	2700 K	**251EH 322**	**251EJ 322**	**251EL 322**	**251EN 322**	**251EP 322**	**251ER 322**
Microprismatic	3000 K	**251EH 323**	**251EJ 323**	**251EL 323**	**251EN 323**	**251EP 323**	**251ER 323**
Microprismatic	4000 K	**251EH 325**	**251EJ 325**	**251EL 325**	**251EN 325**	**251EP 325**	**251ER 325**

The ALBA family is available in multiple sizes.
This page shows a selection of them.
For other sizes and technical specifications, see page 194.

Opal



Microprismatic



The data shown corresponds to raw values.

INSTALLATION
1 · Pendant
2 · Pendant up light
3 · Surface
5 · Recessed with frame
6 · Trimless
7 · Wall surface

FINISH
B · Black
W · White
S · Special color

DIMM OPTIONS
O · On-Off
D · Dali
P · Push
V · 1.10v

Up light
Down light

ALBA MINI AIO

NEW

ALUMINIUM · CRI ≥90 · IK06 · LIFE 50000H · DIM OPTIONAL · TW

INTEGRATED · INDOOR · 220–240 V 50–60 Hz · CE



INSTALLATION



1. PENDANT – PENDANT UP LIGHT

IP40

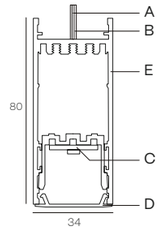

2. SURFACE

IP40

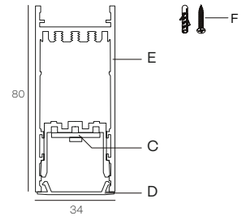

3. RECESSED WITH FRAME

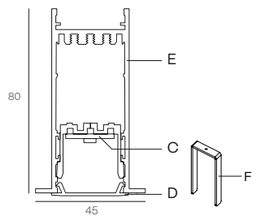

115 mm · IP20 IP43

Modular system that requires technical drawnig

4. TRIMLESS

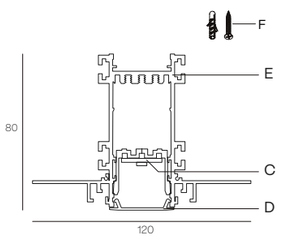

115 mm · IP20 IP43

Modular system that requires technical drawnig

5. WALL SURFACE

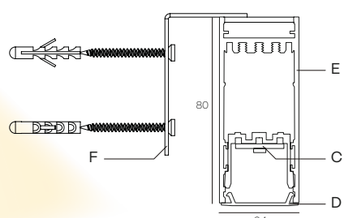

IP40

Compatible only with electric system lengths (mm): 281 · 422 · 562

See page 194

Example: **253EB2 112**

ELECTRIC SYSTEM LENGTH mm.
843 · 1124 · 1405 · 1686 · 1967 · 2248
For other sizes see page 194

A – Aircraft cable (3 m)
B – Power cable
C – LED module
D – Diffuser
E – Aluminium profile
F – Mounting kit

Cut hole
Minimum height of the false ceiling
Luminaire not suitable to be covered with thermal insulating material

COMPONENTS

COVER KIT	REFERENCE
	**TF23** 2 × 3 mm

BOXES FOR PENDANT – Not included, please select

CONNECTION BOX	REFERENCE
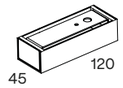	**CB09.12**

JOINTS

LINEAR JOINT	ANGLE JOINT	WALL-CEILING JOINT	T – JOINT	CROSS JOINT
				
UR23	**UL23**	**UV23**	**UT23**	**UC23**

INSTALLATION
- **1** · Pendant
- **2** · Pendant up light
- **3** · Surface
- **5** · Recessed with frame
- **6** · Trimless
- **7** · Wall surface

FINISH
- **B** · Black
- **W** · White
- **S** · Special color

ON DEMAND OPTIONS
- Special finishes
- Custom dimensions
- Tunable white
- Emergency lighting
- Motion detection
- Up light

TECHNICAL INFORMATION

POWER STANDARD

		843	1124	1405	1686	1967	2248
	24 V	4 W 387 – 405 – 425 lm	6 W 622 – 634 – 666 lm	8 W 824 – 840 – 882 lm	10 W 1034 – 1054 – 1107 lm	12 W 1243 – 1268 – 1331 lm	14 W 1460 – 1490 – 1564 lm
	500 mA	17 W 2454 – 2907 – 3129 lm	22 W 3272 – 3876 – 4172 lm	28 W 4090 – 4845 – 5215 lm	33 W 4908 – 5814 – 6258 lm	39 W 5726 – 6783 – 7301 lm	45 W 6544 – 7752 – 8344 lm
Opal	2700 K	**253EH 112**	**253EJ 112**	**253EL 112**	**253EN 112**	**253EP 112**	**253ER 112**
Opal	3000 K	**253EH 113**	**253EJ 113**	**253EL 113**	**253EN 113**	**253EP 113**	**253ER 113**
Opal	4000 K	**253EH 115**	**253EJ 115**	**253EL 115**	**253EN 115**	**253EP 115**	**253ER 115**
Microprismatic	2700 K	**253EH 122**	**253EJ 122**	**253EL 122**	**253EN 122**	**253EP 122**	**253ER 122**
Microprismatic	3000 K	**253EH 123**	**253EJ 123**	**253EL 123**	**253EN 123**	**253EP 123**	**253ER 123**
Microprismatic	4000 K	**253EH 125**	**253EJ 125**	**253EL 125**	**253EN 125**	**253EP 125**	**253ER 125**

POWER HIGH

		843	1124	1405	1686	1967	2248
	24 V	8 W 643 – 683 – 722 lm	12 W 1007 – 1069 – 1131 lm	16 W 1334 – 1417 – 1500 lm	20 W 1674 – 1777 – 1881 lm	24 W 2014 – 2138 – 2263 lm	28 W 2366 – 2512 – 2658 lm
	500 mA	33 W 4908 – 5814 – 6258 lm	45 W 6544 – 7752 – 8344 lm	56 W 8180 – 9690 – 10430 lm	67 W 9816 – 11628 – 12516 lm	78 W 11452 – 13566 – 14602 lm	89 W 13088 – 15504 – 16688 lm
Opal	2700 K	**253EH 312**	**253EJ 312**	**253EL 312**	**253EN 312**	**253EP 312**	**253ER 312**
Opal	3000 K	**253EH 313**	**253EJ 313**	**253EL 313**	**253EN 313**	**253EP 313**	**253ER 313**
Opal	4000 K	**253EH 315**	**253EJ 315**	**253EL 315**	**253EN 315**	**253EP 315**	**253ER 315**
Microprismatic	2700 K	**253EH 322**	**253EJ 322**	**253EL 322**	**253EN 322**	**253EP 322**	**253ER 322**
Microprismatic	3000 K	**253EH 323**	**253EJ 323**	**253EL 323**	**253EN 323**	**253EP 323**	**253ER 323**
Microprismatic	4000 K	**253EH 325**	**253EJ 325**	**253EL 325**	**253EN 325**	**253EP 325**	**253ER 325**

The ALBA family is available in multiple sizes.
This page shows a selection of them.
For other sizes and technical specifications, see page 194.

Opal



Microprismatic



The data shown corresponds to raw values.

INSTALLATION
- **1** · Pendant
- **2** · Pendant up light
- **3** · Surface
- **5** · Recessed with frame
- **6** · Trimless
- **7** · Wall surface

FINISH
- **B** · Black
- **W** · White
- **S** · Special color

DIMM OPTIONS
- **O** · On-Off
- **D** · Dali
- **P** · Push
- **V** · 1.10v

- Up light
- Down light

ALBA MINI MODULIGHT

ALUMINIUM PC · CRI ≥90 · IK06 · LIFE 50000H · DIM OPTIONAL · TW

INTEGRATED · INDOOR · 220–240 V 50–60 Hz · CE



LIGHT MODULES



1. MINI TUBE

IP40

350°

90°

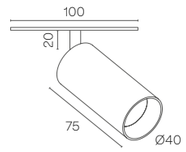

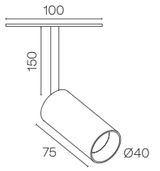

	700 mA	6 W 886 - 898 - 939 lm	6 W 886 - 898 - 939 lm
15°	2700 K	283EB9 122	283EE9 122
	3000 K	283EB9 123	283EE9 123
	4000 K	283EB9 125	283EE9 125
24°	2700 K	283EB9 132	283EE9 132
	3000 K	283EB9 133	283EE9 133
	4000 K	283EB9 135	283EE9 135
38°	2700 K	283EB9 152	283EE9 152
	3000 K	283EB9 153	283EE9 153
	4000 K	283EB9 155	283EE9 155

15°

24°

38°



The data shown corresponds to raw values.

FINISH
B · Black
W · White

DIMM OPTIONS
O · On-Off
D · Dali
P · Push
V · 1.10v

Down light

2. LENSES– Available with round or square trim

IP40






Dimension		29 mm	80 mm	133 mm	263 mm
	700 mA	2 W 189 - 216 - 232 lm	6 W 566 - 647 - 697 lm	10 W 982 - 1079 - 1161 lm	20 W 1885 - 2158 - 2322 lm
20°	2700 K	28 EB9 132	28 EH9 132	28 EL9 132	28 EJ9 132
	3000 K	28 EB9 133	28 EH9 133	28 EL9 133	28 EJ9 133
	4000 K	28 EB9 135	28 EH9 135	28 EL9 135	28 EJ9 135
40°	2700 K	28 EB9 152	28 EH9 152	28 EL9 152	28 EJ9 152
	3000 K	28 EB9 153	28 EH9 153	28 EL9 153	28 EJ9 153
	4000 K	28 EB9 155	28 EH9 155	28 EL9 155	28 EJ9 155
60°	2700 K	28 EB9 172	28 EH9 172	28 EL9 172	28 EJ9 172
	3000 K	28 EB9 173	28 EH9 173	28 EL9 173	28 EJ9 173
	4000 K	28 EB9 175	28 EH9 175	28 EL9 175	28 EJ9 175

20° 40° 60°



OPAQUE



ACC10210.01

ROUND TRIM



26 x 29,3 mm
Int Ø14,5 – Ext. Ø23 mm

SQUARE TRIM



26 x 29,3 mm
Ø14,5 mm

The data shown corresponds to raw values.

FINISH
- **2** · Round trim
- **4** · Square trim

FINISH
- **B** · Black
- **W** · White
- **S** · Special color

DIMM OPTIONS
- **O** · On-Off
- **D** · Dali
- **P** · Push

Down light

3. LED MODULES

IP40





Dimension		281 mm	562 mm	843 mm
	700 mA	12 W 1120 - 1173 - 1225 lm	24 W 2240 - 2346 - 2450 lm	36 W 3360 - 3519 - 3675 lm
Opal	2700 K	281EB9 312O	281EE9 312O	281EH9 312O
	3000 K	281EB9 313O	281EE9 313O	281EH9 313O
	4000 K	281EB9 315O	281EE9 315O	281EH9 315O
Microprismatic	2700 K	281EB9 322O	281EE9 322O	281EH9 322O
	3000 K	281EB9 323O	281EE9 323O	281EH9 323O
	4000 K	281EB9 325O	281EE9 325O	281EH9 325O

IP40





Dimension		1124 mm	1405 mm	1686 mm
	700 mA	48 W 4480 - 4692 - 4900 lm	60 W 5600 - 5865 - 6125 lm	72 W 6720 - 7038 - 7350 lm
Opal	2700 K	281EJ9 312O	281EL9 312O	281EN9 312O
	3000 K	281EJ9 313O	281EL9 313O	281EN9 313O
	4000 K	281EJ9 315O	281EL9 315O	281EN9 315O
Microprismatic	2700 K	281EJ9 322O	281EL9 322O	281EN9 322O
	3000 K	281EJ9 323O	281EL9 323O	281EN9 323O
	4000 K	281EJ9 325O	281EL9 325O	281EN9 325O

Opal



Microprismatic



The data shown corresponds to raw values.

FINISH
- **B** · Black
- **W** · White
- **S** · Special color

Down light

PROFILES

PENDANT



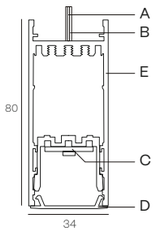

IP40

280EB1 000X

SURFACE



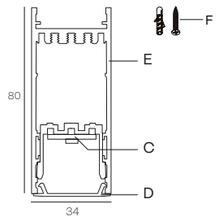

IP40

280EB3 000X

RECESSED WITH FRAME



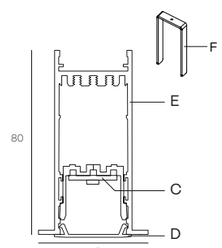

IP20
IP43
115 mm

280EB5 000X

TRIMLESS



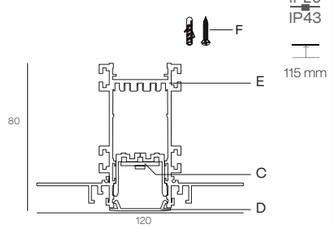

IP20
IP43
115 mm

280EB6 000X

Total length = profile length + 2 x 2 mm (cover kit)
(Total length + 2 mm) x 30 mm

Total length = profile length + 2 x 2 mm (cover kit)
(Total length + 2 mm) x 30 mm

WALL SURFACE

NEW



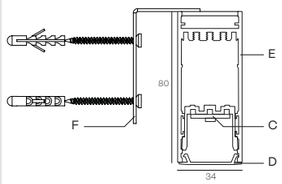

IP40

280EB7 000X

A – Aircraft cable (3 m)
B – Power cable
E – Aluminium profile
F – Mounting kit

FINISH
B · Black
W · White
S · Special color

ON DEMAND OPTIONS
Special finishes
Custom dimensions
Tunable white
Emergency lighting
Motion detection
Up light

COMPONENTS

GENERAL COMPONENTS

COVER KIT



TF23

DIMENSION		DRIVER
.01	0 – 15 W	DR10210.01
.02	16 – 30 W	DR10210.02
.03	31 – 65 W	DR10210.03
.04	66 – 90 W	DR10210.04

BOXES FOR PENDANT – Not included, please select

REMOTE 48V TRANSFORMER BOX

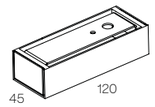

CB09.12

JOINTS

LINEAR JOINT	ANGLE JOINT	WALL–CEILING JOINT	T – JOINT	CROSS JOINT
				
UR23	UL23	UV23	UT23	UC23

INSTALLATION
1 · Pendant
3 · Surface
5 · Recessed with frame
6 · Trimless
7 · Wall surface

FINISH
B · Black
W · White
S · Special color

DIMM OPTIONS
O · On–Off
D · Dali
P · Push
V · 1.10v

ALBA WING

ALUMINIUM PC · CRI ≥90 · IK06 · LIFE 50000H · DIM OPTIONAL · TW

INTEGRATED · INDOOR · 220–240 V 50–60 Hz · CE



INSTALLATION



1. PENDANT – PENDANT UP LIGHT

IP40

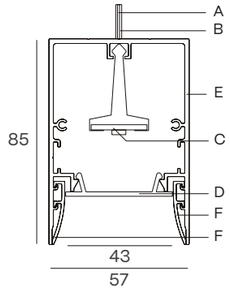

2. SURFACE

IP40

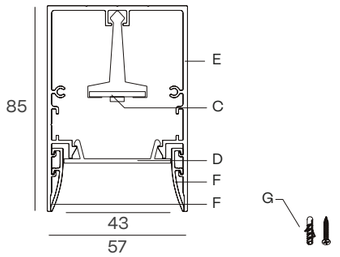

3. RECESSED WITH FRAME

105 mm · IP20 IP43

(Total length - 8 mm) x 61 mm

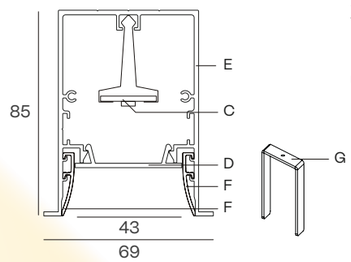

4. TRIMLESS

105 mm · IP20 IP43

(Total length - 2 mm) x 58 mm

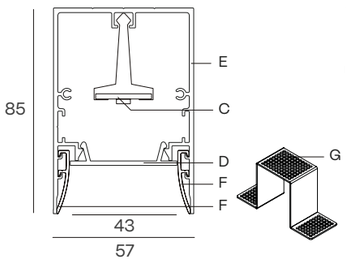

ELECTRIC SYSTEM LENGTH mm.
843 · 1124 · 1405 · 1686 · 1967 · 2248
For other sizes see page 194

A – Aircraft Cable (3 m)
B – Power cable
C – LED module
D – Diffuser
E – Aluminium profile
F – Paintable bezel
G – Mounting Kit

Cut hole
Minimum height of the false ceiling
Luminaire not suitable to be covered with thermal insulating material

COMPONENTS

COVER KIT	REFERENCE
	**TF13** 2 × 3 mm

BOXES FOR PENDANT Not included, please select

CONNECTION BOX	REFERENCE
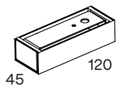	**CB09.12**

OTHER PENDANT OPTIONS

2 SUSPENSION ROD	DIMENSION	REFERENCE
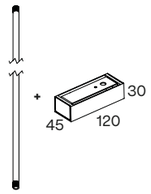	60 mm	**SC21.60**
	80 mm	**SC21.80**
	100 mm	**SC100.60**

SUSPENSION KIT	DIMENSION	REFERENCE
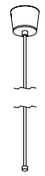	5 m	**SC05.SA**
	7 m	**SC07.SA**
	10 m	**SC10.SA**

JOINTS

LINEAR JOINT

UR13

INSTALLATION
- **1** · Pendant
- **3** · Surface
- **5** · Recessed with frame
- **6** · Trimless

FINISH
- **B** · Black
- **W** · White
- **S** · Special color

ON DEMAND OPTIONS
- Special finishes
- Special color temperatures
- RGB
- Emergency lighting
- Motion detection
- Wireless control options
- CRI 80

TECHNICAL INFORMATION

POWER STANDARD

		843	1124	1405	1686	1967	2248
	24 V	4 W 387 – 405 – 425 lm	6 W 622 – 634 – 666 lm	8 W 824 – 840 – 882 lm	10 W 1034 – 1054 – 1107 lm	12 W 1243 – 1268 – 1331 lm	14 W 1460 – 1490 – 1564 lm
	500 mA	17 W 2454 – 2907 – 3129 lm	22 W 3272 – 3876 – 4172 lm	28 W 4090 – 4845 – 5215 lm	33 W 4908 – 5814 – 6258 lm	39 W 5726 – 6783 – 7301 lm	45 W 6544 – 7752 – 8344 lm
Opal	2700 K	**290EH 112**	**290EJ 112**	**290EL 112**	**290EN 112**	**290EP 112**	**290ER 112**
Opal	3000 K	**290EH 113**	**290EJ 113**	**290EL 113**	**290EN 113**	**290EP 113**	**290ER 113**
Opal	4000 K	**290EH 115**	**290EJ 115**	**290EL 115**	**290EN 115**	**290EP 115**	**290ER 115**
Microprismatic	2700 K	**290EH 122**	**290EJ 122**	**290EL 122**	**290EN 122**	**290EP 122**	**290ER 122**
Microprismatic	3000 K	**290EH 123**	**290EJ 123**	**290EL 123**	**290EN 123**	**290EP 123**	**290ER 123**
Microprismatic	4000 K	**290EH 125**	**290EJ 125**	**290EL 125**	**290EN 125**	**290EP 125**	**290ER 125**

POWER HIGH

		843	1124	1405	1686	1967	2248
	24 V	8 W 643 – 683 – 722 lm	12 W 1007 – 1069 – 1131 lm	16 W 1334 – 1417 – 1500 lm	20 W 1674 – 1777 – 1881 lm	24 W 2014 – 2138 – 2263 lm	28 W 2366 – 2512 – 2658 lm
	500 mA	33 W 4908 – 5814 – 6258 lm	45 W 6544 – 7752 – 8344 lm	56 W 8180 – 9690 – 10430 lm	67 W 9816 – 11628 – 12516 lm	78 W 11452 – 13566 – 14602 lm	89 W 13088 – 15504 – 16688 lm
Opal	2700 K	**290EH 312**	**290EJ 312**	**290EL 312**	**290EN 312**	**290EP 312**	**290ER 312**
Opal	3000 K	**290EH 313**	**290EJ 313**	**290EL 313**	**290EN 313**	**290EP 313**	**290ER 313**
Opal	4000 K	**290EH 315**	**290EJ 315**	**290EL 315**	**290EN 315**	**290EP 315**	**290ER 315**
Microprismatic	2700 K	**290EH 322**	**290EJ 322**	**290EL 322**	**290EN 322**	**290EP 322**	**290ER 322**
Microprismatic	3000 K	**290EH 323**	**290EJ 323**	**290EL 323**	**290EN 323**	**290EP 323**	**290ER 323**
Microprismatic	4000 K	**290EH 325**	**290EJ 325**	**290EL 325**	**290EN 325**	**290EP 325**	**290ER 325**

The ALBA family is available in multiple sizes.
This page shows a selection of them.
For other sizes and technical specifications, see page 194.

Opal



Microprismatic



The data shown corresponds to raw values.

INSTALLATION
- **1** · Pendant
- **2** · Pendant up light
- **3** · Surface
- **5** · Recessed with frame
- **6** · Trimless

FINISH
- **B** · Black
- **W** · White
- **S** · Special color
- **G** · Black – white
- **H** · White – black

DIMM OPTIONS
- **O** · On-Off
- **D** · Dali
- **P** · Push
- **V** · 1.10v

- Up light
- Down light

ALBA PRO

NEW

ALUMINIUM PC · CRI ≥90 · IK06 · LIFE 50000H · DIM OPTIONAL · TW

INTEGRATED · INDOOR · 220–240 V 50–60 Hz · CE



LIGHT MODULES – Configurable luminaire

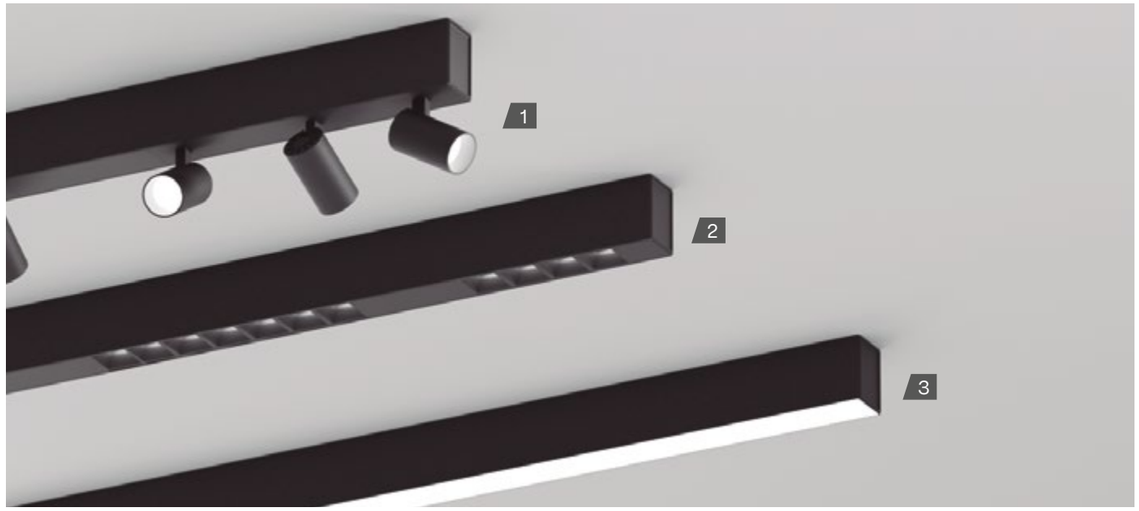

1. SPOTLIGHT

IP40 · 350° · 90°

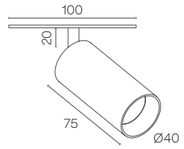

		POWER STANDARD	POWER HIGH
	700 mA	6 W 878 – 889 – 930 lm	6 W 886 – 898 – 939 lm
15°	2700 K	260EX9 ■ 122X	260EX9 ■ 322X
	3000 K	260EX9 ■ 123X	260EX9 ■ 323X
	4000 K	260EX9 ■ 125X	260EX9 ■ 325X
24°	2700 K	260EX9 ■ 132X	260EX9 ■ 332X
	3000 K	260EX9 ■ 133X	260EX9 ■ 333X
	4000 K	260EX9 ■ 135X	260EX9 ■ 335X
38°	2700 K	260EX9 ■ 152X	260EX9 ■ 352X
	3000 K	260EX9 ■ 153X	260EX9 ■ 353X
	4000 K	260EX9 ■ 155X	260EX9 ■ 355X

1. SPOTLIGHT STICK

IP40 · 350° · 90°

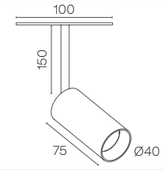

		POWER STANDARD	POWER HIGH
	700 mA	6 W 878 – 889 – 930 lm	6 W 886 – 898 – 939 lm
15°	2700 K	261EX9 ■ 122X	261EX9 ■ 322X
	3000 K	261EX9 ■ 123X	261EX9 ■ 323X
	4000 K	261EX9 ■ 125X	261EX9 ■ 325X
24°	2700 K	261EX9 ■ 132X	261EX9 ■ 332X
	3000 K	261EX9 ■ 133X	261EX9 ■ 333X
	4000 K	261EX9 ■ 135X	261EX9 ■ 335X
38°	2700 K	261EX9 ■ 152X	261EX9 ■ 352X
	3000 K	261EX9 ■ 153X	261EX9 ■ 353X
	4000 K	261EX9 ■ 155X	261EX9 ■ 355X

15° 24° 38°

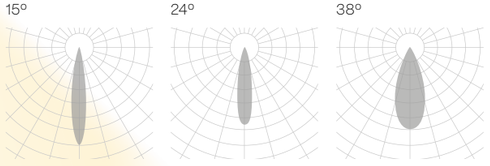

The data shown corresponds to raw values.

Down light

FINISH
B · Black
W · White

2. MODULE LENSES – POWER STANDARD

IP40

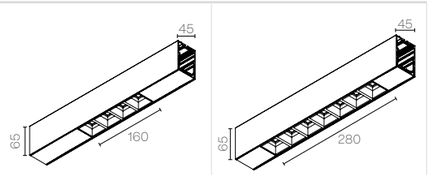

Dimension		160 mm	280 mm
	350 mA	4 W 575 – 600 – 625 lm	7 W 1000 – 1050 – 1055 lm
65°	2700 K	257EX9 ▪ 172X	258EX9 ▪ 172X
	3000 K	257EX9 ▪ 173X	258EX9 ▪ 173X
	4000 K	257EX9 ▪ 175X	258EX9 ▪ 175X
90°	2700 K	257EX9 ▪ 172X	258EX9 ▪ 172X
	3000 K	257EX9 ▪ 173X	258EX9 ▪ 173X
	4000 K	257EX9 ▪ 175X	258EX9 ▪ 175X
Asymetric	2700 K	257EX9 ▪ 142X	258EX9 ▪ 142X
	3000 K	257EX9 ▪ 143X	258EX9 ▪ 143X
	4000 K	257EX9 ▪ 155X	258EX9 ▪ 155X

2. MODULE LENSES – POWER HIGH

IP40

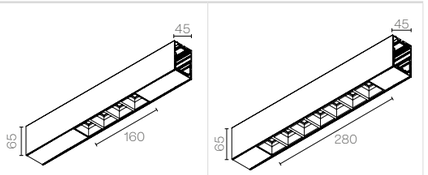

Dimension		160 mm	280 mm
	700 mA	8 W 1115 – 1165 – 1220 lm	14 W 1950 – 2040 – 2050 lm
65°	2700 K	257EX9 ▪ 372X	258EX9 ▪ 372X
	3000 K	257EX9 ▪ 373X	258EX9 ▪ 373X
	4000 K	257EX9 ▪ 375X	258EX9 ▪ 375X
90°	2700 K	257EX9 ▪ 372X	258EX9 ▪ 372X
	3000 K	257EX9 ▪ 373X	258EX9 ▪ 373X
	4000 K	257EX9 ▪ 375X	258EX9 ▪ 375X
Asymetric	2700 K	257EX9 ▪ 342X	258EX9 ▪ 342X
	3000 K	257EX9 ▪ 343X	258EX9 ▪ 343X
	4000 K	257EX9 ▪ 355X	258EX9 ▪ 355X

3. MODULE LIGHT – POWER STANDARD

IP40

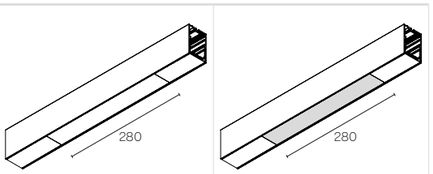

Dimension		Opal 280 mm	Microprismatic 280 mm
	350 mA	8 W 1178 – 1388 – 1493 lm	8 W 1178 – 1388 – 1493 lm
Power standard	2700 K	259EX9W112X	259EX9W122X
	3000 K	259EX9W113X	259EX9W123X
	4000 K	259EX9W115X	259EX9W125X

3. MODULE LIGHT – POWER HIGH

IP40

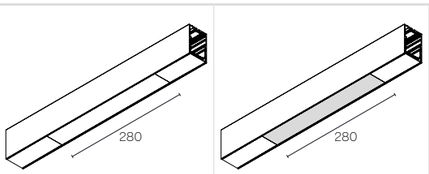

Dimension		Opal 280 mm	Microprismatic 280 mm
	700 mA	16 W 2213 – 2664 – 2866 lm	16 W 2213 – 2664 – 2866 lm
Power high	2700 K	259EX9W312X	259EX9W322X
	3000 K	259EX9W313X	259EX9W323X
	4000 K	259EX9W315X	259EX9W325X

65° 90° Asymetric Opal Microprismatic



The data shown corresponds to raw values.

FINISH
- **B** · Black
- **W** · White
- **S** · Special color

DIMM OPTIONS
- **O** · On–Off
- **D** · Dali
- **P** · Push
- **V** · 1.10v

Down light

PENDANT PENDANT UP LIGHT	SURFACE	RECESSED WITH FRAME	TRIMLESS	WALL SURFACE	TRACK
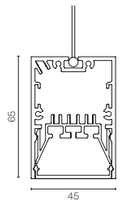	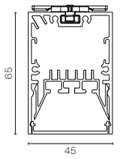	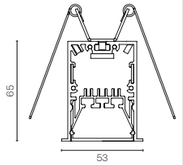	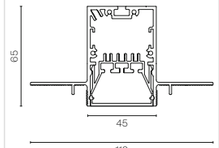	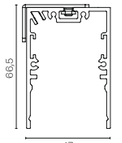	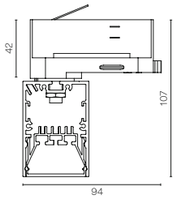
IP40	IP40	IP20 ⇄ IP43 105 mm	IP20 ⇄ IP43 112 mm	IP40	IP40
A255PB1XXX ▪ A255PB2XXX ▪	A255PB3XXX ▪	A255PB5XXX ▪	A255PB6XXX ▪	A255PB7XXX ▪	A255PB9XXX ▪

UP LIGHT ON DEMAND

Dimension	Per meter
24 V	13 W 908 – 950 – 1020 lm
2700 K	**A255EB2STXX**
3000 K	**A255EB3STXX**
4000 K	**A255EB5STXX**

COMPONENTS

COVER KIT	
Pendant	**A255CB1XXX** ▪
Surface	**A255CB3XXX** ▪
Recessed with frame	**A255CB5XXX** ▪
Trimless	**A255CB6XXX** ▪

OPAQUE

A255PBXXXX ▪

COVER KIT

A255CB ▪ XXX ▪

ALBA PRO DRIVER FOR CUSTOM PRODUCT – POWER STANDARD – 350 mA	
* 4 W	* **DR10163.01.ST.** ▪
8 to 16 W	**DR10163.02.ST.** ▪
20 to 36 W	**DR10163.03.ST.** ▪
40 to 68 W	**DR10163.04.ST.** ▪
72 to 76 W	**DR10163.05.ST.** ▪

**This driver only works with one 160 mm Module Lenses unit, 4 W, standard power.*

ALBA PRO DRIVER FOR CUSTOM PRODUCT – POWER HIGH – 700 mA	
* 8 W	* **DR10163.01.HI.** ▪
16 W	**DR10163.02.HI.** ▪
24 to 32 W	**DR10163.03.HI.** ▪
40 to 64 W	**DR10163.04.HI.** ▪
72 to 88 W	**DR10163.05.HI.** ▪

**This driver only works with one 160 mm Module Lenses unit, 8 W, high power.*

FINISH
- **B** · Black
- **W** · White
- **S** · Special color

DIMM OPTIONS
- **O** · On–Off
- **D** · Dali
- **P** · Push
- **V** · 1.10v

Up light
Down light

RECESSED WITH FRAME:
Total length = Electrical system length + 2 x 10 mm (Ends) + 2 x 3 mm (Cover Kit)
(Total length – 8 mm) x 51 mm

TRIMLESS:
Total length = Electrical system length + 2 x 10 mm (Ends) + 2 x 2 mm (Cover Kit)
(Total length + 2 mm) x 65 mm

TECHNICAL INFORMATION – Closed luminaire

POWER STANDARD – Closed luminaire

		843	1124	1405
	24 V	4 W 387 – 405 – 425 lm	6 W 622 – 634 – 666 lm	8 W 824 – 840 – 882 lm
	500 mA	17 W 1454 – 2907 – 3129 lm	22 W 3272 – 3876 – 4172 lm	28 W 4090 – 4845 – 5215 lm
Opal	2700 K	**255EH 112**	**255EJ 112**	**255EL 112**
	3000 K	**255EH 113**	**255EJ 113**	**255EL 113**
	4000 K	**255EH 115**	**255EJ 115**	**255EL 115**
Microprismatic	2700 K	**255EH 122**	**255EJ 122**	**255EL 122**
	3000 K	**255EH 123**	**255EJ 123**	**255EL 123**
	4000 K	**255EH 125**	**255EJ 125**	**255EL 125**

POWER HIGH – Closed luminaire

		843	1124	1405
	24 V	4 W 387 – 405 – 425 lm	6 W 622 – 634 – 666 lm	8 W 824 – 840 – 882 lm
	500 mA	17 W 1454 – 2907 – 3129 lm	22 W 3272 – 3876 – 4172 lm	28 W 4090 – 4845 – 5215 lm
Opal	2700 K	**255EH 312**	**255EJ 312**	**255EL 312**
	3000 K	**255EH 313**	**255EJ 313**	**255EL 313**
	4000 K	**255EH 315**	**255EJ 315**	**255EL 315**
Microprismatic	2700 K	**255EH 322**	**255EJ 322**	**255EL 322**
	3000 K	**255EH 323**	**255EJ 323**	**255EL 323**
	4000 K	**255EH 325**	**255EJ 325**	**255EL 325**

The ALBA family is available in multiple sizes.
This page shows a selection of them.
For other sizes and technical specifications, see page 194.

Closed luminaire with 4 opaques and 3 lens modules

		POWER STANDARD	POWER HIGH
		1100 mm (PN/SR) · 1110 mm (RF) · 1098 mm (TR)	
	24 V per meter	8 W 622 – 634 – 666 lm	8 W 1007 – 1069 – 1131 lm
		350 mA · 12 W 1725 – 1800 – 1875 lm	700 mA · 24 W 3345 – 3495 – 3660 lm
65°	2700 K	**256EX 172**	**256EX 372**
	3000 K	**256EX 173**	**256EX 373**
	4000 K	**256EX 175**	**256EX 375**

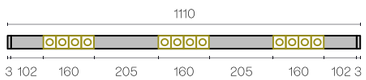

Closed luminaire with 5 opaques and 4 lens modules

		POWER STANDARD	POWER HIGH
		1465 mm (PN/SR) · 1475 mm (RF) · 1463 mm (TR)	
	24 V per meter	12 W 824 – 840 – 882 lm	16 W 1110 – 1234 – 1357 lm
		350 mA · 16 W 2300 – 2400 – 2500 lm	700 mA · 32 W 4460 – 4660 – 4880 lm
65°	2700 K	**256EY 172**	**256EY 372**
	3000 K	**256EY 173**	**256EY 373**
	4000 K	**256EY 175**	**256EY 375**

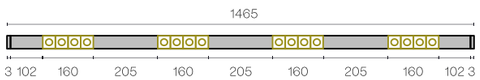

Opal



Microprismatic



65°



The data shown corresponds to raw values.

INSTALLATION
- **1** · Pendant
- **2** · Pendant up light
- **3** · Surface
- **5** · Recessed with frame
- **6** · Trimless
- **7** · Wall surface
- **9** · Track

FINISH
- **B** · Black
- **W** · White
- **S** · Special color

DIMM OPTIONS
- **O** · On-Off
- **D** · Dali
- **P** · Push
- **V** · 1.10v

Down light

COMPONENTS – Configurable & closed luminaire

COMPONENTS

CONNECTION BOX FOR PENDANT
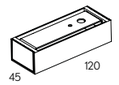
CB09.12

Not included, please select

OTHER PENDANT OPTIONS

2 SUSPENSION ROD	DIMENSION	REFERENCE
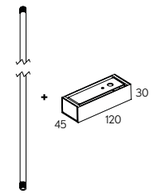	60 mm	**SC21.60**
	80 mm	**SC21.80**
	100 mm	**SC100.60**

SUSPENSION KIT	DIMENSION	REFERENCE
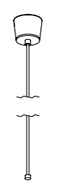	5 m	**SC05.SA**
	7 m	**SC07.SA**
	10 m	**SC10.SA**

JOINTS

LINEAR JOINT	ANGLE JOINT	CROSS JOINT	WALL–CEILING JOINT	T– JOINT
				
A255JB1XXXW	**A255JE XXX**	**A255JJ XXX**	**A255LL XXX**	**A255JH XXX**

INSTALLATION
- **1** · Pendant
- **2** · Pendant up light
- **3** · Surface
- **5** · Recessed with frame
- **6** · Trimless
- **7** · Wall surface
- **9** · Track

FINISH
- **B** · Black
- **W** · White
- **S** · Special color

ON DEMAND OPTIONS
- Special finishes
- Special color temperatures
- Custom dimensions
- CRI 80
- Emergency lighting
- Motion detection
- Wireless control options
- RGB

ALBA PLUS

ALUMINIUM PC · CRI ≥90 · IK06 · LIFE 50000H · DIM OPTIONAL · TW

INTEGRATED · INDOOR · 220–240 V 50–60 Hz · CE



INSTALLATION



1. PENDANT – PENDANT UP LIGHT

IP40

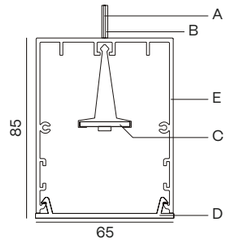

2. SURFACE

IP40

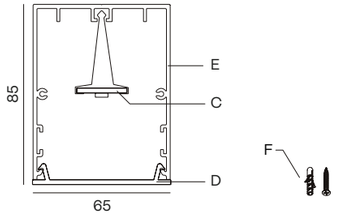

3. RECESSED WITH FRAME

105mm · IP20 IP43

(Total length - 8 mm) x 73 mm

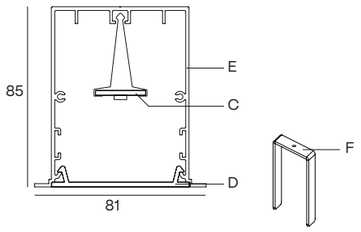

4. TRIMLESS

105mm · IP20 IP43

(Total length + 2 mm) x 85 mm

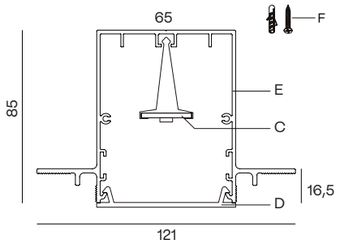

5. TRACKLIGHT

IP40

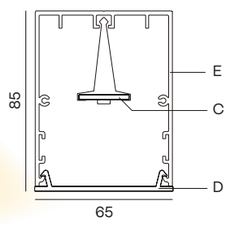

ELECTRIC SYSTEM LENGTH mm.
843 · 1124 · 1405 · 1686 · 1967 · 2248
For other sizes see page 194

A – Aircraft cable (3 m)
B – Power cable
C – LED module
D – Diffuser
E – Aluminium profile
F – Mounting kit

Cut hole
Minimum height of the false ceiling
Luminaire not suitable to be covered with thermal insulating material

COMPONENTS

COVER KIT	REFERENCE
	**TF12** 2 × 3 mm

ALBA PLUS ASYMETRIC ACCESORY	REFERENCE
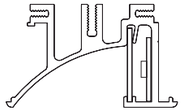	**A254PBXXXX**

BOX FOR PENDANT Not included, please select

CONNECTION BOX	REFERENCE
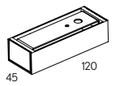	**CB09.12**

OTHER PENDANT OPTIONS

2 SUSPENSION ROD	DIMENSION	REFERENCE
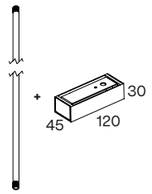	60 mm	**SC21.60**
	80 mm	**SC21.80**
	100 mm	**SC100.60**

SUSPENSION KIT	DIMENSION	REFERENCE
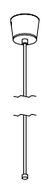	5 m	**SC05.SA**
	7 m	**SC07.SA**
	10 m	**SC10.SA**

JOINTS

LINEAR JOINT	ANGLE JOINT	T – JOINT	T – JOINT
			
UR01	**UL01**	**UT01**	**UC01**

INSTALLATION
- **1** · Pendant
- **2** · Pendant up light
- **3** · Surface
- **5** · Recessed with frame
- **6** · Trimless
- **9** · Track

FINISH
- **B** · Black
- **W** · White
- **S** · Special color

ON DEMAND OPTIONS
- Special finishes
- Special color temperatures
- Custom dimensions
- CRI 80
- Emergency lighting
- Motion detection
- Wireless control options
- RGB

TECHNICAL INFORMATION

POWER STANDARD

		843	1124	1405	1686	1967	2248
	24 V	4 W 387 – 405 – 425 lm	6 W 622 – 634 – 666 lm	8 W 824 – 840 – 882 lm	10 W 1034 – 1054 – 1107 lm	12 W 1243 – 1268 – 1331 lm	14 W 1460 – 1490 – 1564 lm
	500 mA	17 W 2454 – 2907 – 3129 lm	22 W 3272 – 3876 – 4172 lm	28 W 4090 – 4845 – 5215 lm	33 W 4908 – 5814 – 6258 lm	39 W 5726 – 6783 – 7301 lm	45 W 6544 – 7752 – 8344 lm
Opal	2700 K	**254EH 112**	**254EJ 112**	**254EL 112**	**254EN 112**	**254EP 112**	**254ER 112**
Opal	3000 K	**254EH 113**	**254EJ 113**	**254EL 113**	**254EN 113**	**254EP 113**	**254ER 113**
Opal	4000 K	**254EH 115**	**254EJ 115**	**254EL 115**	**254EN 115**	**254EP 115**	**254ER 115**
Microprismatic	2700 K	**254EH 122**	**254EJ 122**	**254EL 122**	**254EN 122**	**254EP 122**	**254ER 122**
Microprismatic	3000 K	**254EH 123**	**254EJ 123**	**254EL 123**	**254EN 123**	**254EP 123**	**254ER 123**
Microprismatic	4000 K	**254EH 125**	**254EJ 125**	**254EL 125**	**254EN 125**	**254EP 125**	**254ER 125**

POWER HIGH

		843	1124	1405	1686	1967	2248
	24 V	8 W 643 – 683 – 722 lm	12 W 1007 – 1069 – 1131 lm	16 W 1334 – 1417 – 1500 lm	20 W 1674 – 1777 – 1881 lm	24 W 2014 – 2138 – 2263 lm	28 W 2366 – 2512 – 2658 lm
	500 mA	33 W 4908 – 5814 – 6258 lm	45 W 6544 – 7752 – 8344 lm	56 W 8180 – 9690 – 10430 lm	67 W 9816 – 11628 – 12516 lm	78 W 11452 – 13566 – 14602 lm	89 W 13088 – 15504 – 16688 lm
Opal	2700 K	**254EH 312**	**254EJ 312**	**254EL 312**	**254EN 312**	**254EP 312**	**254ER 312**
Opal	3000 K	**254EH 313**	**254EJ 313**	**254EL 313**	**254EN 313**	**254EP 313**	**254ER 313**
Opal	4000 K	**254EH 315**	**254EJ 315**	**254EL 315**	**254EN 315**	**254EP 315**	**254ER 315**
Microprismatic	2700 K	**254EH 322**	**254EJ 322**	**254EL 322**	**254EN 322**	**254EP 322**	**254ER 322**
Microprismatic	3000 K	**254EH 323**	**254EJ 323**	**254EL 323**	**254EN 323**	**254EP 323**	**254ER 323**
Microprismatic	4000 K	**254EH 325**	**254EJ 325**	**254EL 325**	**254EN 325**	**254EP 325**	**254ER 325**

The ALBA family is available in multiple sizes.
This page shows a selection of them.
For other sizes and technical specifications, see page 194.

Opal



Microprismatic



The data shown corresponds to raw values.

INSTALLATION
- **1** · Pendant
- **2** · Pendant up light
- **3** · Surface
- **5** · Recessed with frame
- **6** · Trimless
- **9** · Track

FINISH
- **B** · Black
- **W** · White
- **S** · Special color

DIMM OPTIONS
- **O** · On-Off
- **D** · Dali
- **P** · Push
- **V** · 1.10v

- Up light
- Down light

ALBA DOUBLE

ALUMINIUM · CRI ≥90 · IK06 · LIFE 50000H · DIM OPTIONAL · TW

INTEGRATED · INDOOR · 220–240 V 50–60 Hz



INSTALLATION



1. PENDANT UP & DOWN LIGHT

IP40

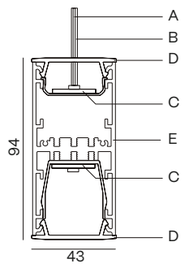

2. WALL SURFACE UP & DOWN LIGHT

IP40

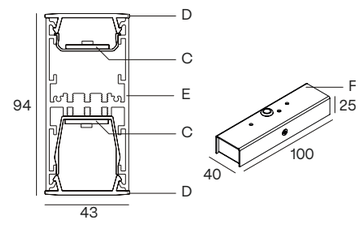

Compatible only with electric system lengths (mm): 281 · 422 · 562.

ELECTRIC SYSTEM LENGTH mm.
843 · 1124 · 1405 · 1686 · 1967 · 2248
For other sizes see page 194

A – Aircraft cable (3 m)
B – Power cable
C – LED module
D – Diffuser
E – Aluminium profile
F – Connection box

COMPONENTS

COVER KIT	REFERENCE
	**TF04** 2 × 3 mm

BOX FOR PENDANT – Not included, please select

CONNECTION BOX	REFERENCE
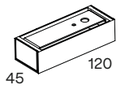	**CB09.12**

OTHER PENDANT OPTIONS

SUSPENSION KIT	DIMENSION	REFERENCE
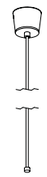	5 m	**SC05.SA**
	7 m	**SC07.SA**
	10 m	**SC10.SA**

2 SUSPENSION ROD	DIMENSION	REFERENCE
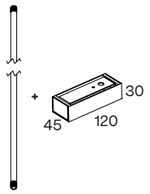	60 mm	**SC21.60**
	80 mm	**SC21.80**
	100 mm	**SC100.60**

JOINTS

LINEAR JOINT

UR04

FINISH
- **B** · Black
- **W** · White
- **S** · Special color

ON DEMAND OPTIONS
- Special finishes
- Special color temperatures
- Hi power
- CRI 80
- Emergency lighting
- Motion detection
- Wireless control options
- Custom dimensions
- RGB

TECHNICAL INFORMATION

POWER STANDARD – PENDANT UP & DOWN LIGHT

		843	1124	1405	1686	1967	2248
	500 mA	17 W 1454 – 2907 – 3129 lm	22 W 3272 – 3876 – 4172 lm	28 W 4090 – 4845 – 5215 lm	33 W 4908 – 5814 – 6258 lm	39 W 5726 – 6783 – 7301 lm	45 W 6544 – 7752 – 8344 lm
	500 mA	17 W 2454 – 2907 – 3129 lm	22 W 3272 – 3876 – 4172 lm	28 W 4090 – 4845 – 5215 lm	33 W 4908 – 5814 – 6258 lm	39 W 5726 – 6783 – 7301 lm	45 W 6544 – 7752 – 8344 lm
Opal	2700 K	**250EH2 112**	**250EJ2 112**	**250EL2 112**	**250EN2 112**	**250EP2 112**	**250ER2 112**
	3000 K	**250EH2 113**	**250EJ2 113**	**250EL2 113**	**250EN2 113**	**250EP2 113**	**250ER2 113**
	4000 K	**250EH2 115**	**250EJ2 115**	**250EL2 115**	**250EN2 115**	**250EP2 115**	**250ER2 115**
Microprismatic	2700 K	**250EH2 122**	**250EJ2 122**	**250EL2 122**	**250EN2 122**	**250EP2 122**	**250ER2 122**
	3000 K	**250EH2 123**	**250EJ2 123**	**250EL2 123**	**250EN2 123**	**250EP2 123**	**250ER2 123**
	4000 K	**250EH2 125**	**250EJ2 125**	**250EL2 125**	**250EN2 125**	**250EP2 125**	**250ER2 125**

The ALBA family is available in multiple sizes.
This page shows a selection of them.
For other sizes and technical specifications, see page 194.

POWER STANDARD – WALL SURFACE UP & DOWN LIGHT

		281	422	562
	500 mA	6 W 765 – 795 – 825 lm	9 W 1148 – 1193 – 1238 lm	12 W 1530 – 1590 – 1650 lm
	500 mA	6 W 818 – 969 – 1043 lm	9 W 1227 – 1454 – 1565 lm	12 W 1636 – 1938 – 2086 lm
Opal	2700 K	**250EB8 112**	**250EC8 112**	**250EE8 112**
	3000 K	**250EB8 113**	**250EC8 113**	**250EE8 113**
	4000 K	**250EB8 115**	**250EC8 115**	**250EE8 115**
Microprismatic	2700 K	**250EB8 122**	**250EC8 122**	**250EE8 122**
	3000 K	**250EB8 123**	**250EC8 123**	**250EE8 123**
	4000 K	**250EB8 125**	**250EC8 125**	**250EE8 125**

Opal



Microprismatic



The data shown corresponds to raw values.

FINISH
- **B** · Black
- **W** · White
- **S** · Special color

DIMM OPTIONS
- **O** · On-Off
- **D** · Dali
- **P** · Push
- **V** · 1.10v

- Up light
- Down light

ALBA LINGGO MINI

ALUMINIUM PC · CRI ≥90 · IK06 · LIFE 50000H · DIM OPTIONAL · TW

REMOTE · INDOOR · 220–240 V 50–60 Hz · CE



INSTALLATION



1. PENDANT – PENDANT UP LIGHT

IP40

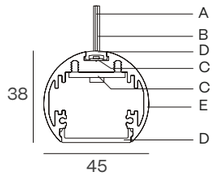

2. SURFACE

IP40

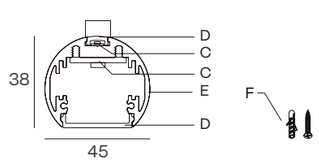

ELECTRIC SYSTEM LENGTH mm.
843 · 1124 ·1405 ·1686 ·1967 ·2248
For other sizes see page 194

A – Aircraft cable (3 m)
B – Power cable
C – LED module
D – Diffuser
E – Aluminium profile
F – Mounting kit

COMPONENTS

COVER KIT	REFERENCE
	**TF10** 2 × 9 mm

BOXES FOR PENDANT – Not included, please select

CONNECTION BOX	REFERENCE	DRIVER BOX NoN-DIMM	REFERENCE	DRIVER BOX DIMMABLE	REFERENCE
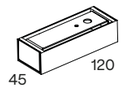	**CB09.12**	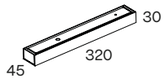	**CB09.32**	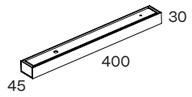	**CB09.40**

OTHER PENDANT OPTIONS

SUSPENSION KIT	DIMENSION	REFERENCE
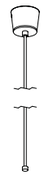	5 m	**SC05.SA**
	7 m	**SC07.SA**
	10 m	**SC10.SA**

JOINTS

LINEAR JOINT

UR10

INSTALLATION
1 · Pendant
3 · Surface

FINISH
B · Black
W · White
S · Special color

ON DEMAND OPTIONS
Special finishes
Special color temperatures
Custom dimensions
CRI 80
Emergency lighting
Motion detection
Wireless control options
RGB

TECHNICAL INFORMATION

POWER STANDARD

		843	1124	1405	1686	1967	2248
	24 V	4 W 387 – 405 – 425 lm	6 W 622 – 634 – 666 lm	8 W 824 – 840 – 882 lm	10 W 1034 – 1054 – 1107 lm	12 W 1243 – 1268 – 1331 lm	14 W 1460 – 1490 – 1564 lm
	500 mA	17 W 2454 – 2907 – 3129 lm	22 W 3272 – 3876 – 4172 lm	28 W 4090 – 4845 – 5215 lm	33 W 4908 – 5814 – 6258 lm	39 W 5726 – 6783 – 7301 lm	45 W 6544 – 7752 – 8344 lm
Opal	2700 K	**276EH 112**	**276EJ 112**	**276EL 112**	**276EN 112**	**276EP 112**	**276ER 112**
Opal	3000 K	**276EH 113**	**276EJ 113**	**276EL 113**	**276EN 113**	**276EP 113**	**276ER 113**
Opal	4000 K	**276EH 115**	**276EJ 115**	**276EL 115**	**276EN 115**	**276EP 115**	**276ER 115**
Microprismatic	2700 K	**276EH 122**	**276EJ 122**	**276EL 122**	**276EN 122**	**276EP 122**	**276ER 122**
Microprismatic	3000 K	**276EH 123**	**276EJ 123**	**276EL 123**	**276EN 123**	**276EP 123**	**276ER 123**
Microprismatic	4000 K	**276EH 125**	**276EJ 125**	**276EL 125**	**276EN 125**	**276EP 125**	**276ER 125**

POWER HIGH

		843	1124	1405	1686	1967	2248
	24 V	8 W 643 – 683 – 722 lm	12 W 1007 – 1069 – 1131 lm	16 W 1334 – 1417 – 1500 lm	20 W 1674 – 1777 – 1881 lm	24 W 2014 – 2138 – 2263 lm	28 W 2366 – 2512 – 2658 lm
	500 mA	33 W 5058 – 5814 – 6258 lm	45 W 6744 – 7752 – 8344 lm	56 W 8430 – 9690 – 10430 lm	67 W 10116 – 11628 – 12516 lm	78 W 11802 – 13566 – 14602 lm	89 W 13488 – 15504 – 16688 lm
Opal	2700 K	**276EH 312**	**276EJ 312**	**276EL 312**	**276EN 312**	**276EP 312**	**276ER 312**
Opal	3000 K	**276EH 313**	**276EJ 313**	**276EL 313**	**276EN 313**	**276EP 313**	**276ER 313**
Opal	4000 K	**276EH 315**	**276EJ 315**	**276EL 315**	**276EN 315**	**276EP 315**	**276ER 315**
Microprismatic	2700 K	**276EH 322**	**276EJ 322**	**276EL 322**	**276EN 322**	**276EP 322**	**276ER 322**
Microprismatic	3000 K	**276EH 323**	**276EJ 323**	**276EL 323**	**276EN 323**	**276EP 323**	**276ER 323**
Microprismatic	4000 K	**276EH 325**	**276EJ 325**	**276EL 325**	**276EN 325**	**276EP 325**	**276ER 325**

The ALBA family is available in multiple sizes.
This page shows a selection of them.
For other sizes and technical specifications, see page 194.

Opal



Microprismatic

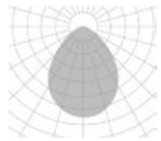

The data shown corresponds to raw values.

INSTALLATION
1 · Pendant
2 · Pendant up light
3 · Surface

FINISH
B · Black
W · White
S · Special color

DIMM OPTIONS
O · On–Off
D · Dali
P · Push
V · 1.10v

Up light
Down light

ALBA LINGGO

ALUMINIUM PC · CRI ≥90 · IK06 · LIFE 50000H · DIM OPTIONAL · TW

INTEGRATED · INDOOR · 220–240 V 50–60 Hz · CE



INSTALLATION



1. PENDANT – PENDANT UP LIGHT

IP40

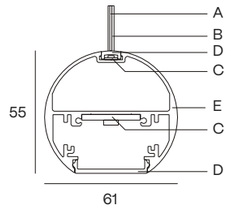

2. SURFACE

IP40

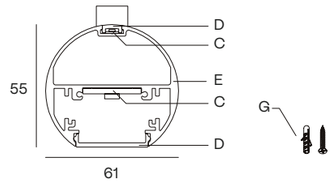

ELECTRIC SYSTEM LENGTH mm.
843 · 1124 ·1405 ·1686 ·1967 ·2248
For other sizes see page 194

A – Aircraft cable (3 m)
B – Power cable
C – LED module
D – Diffuser
E – Aluminium profile

G – Mounting kit

COMPONENTS

COVER KIT	REFERENCE
	**TF09** 2 × 12 mm

BOXES FOR PENDANT – Not included, please select

CONNECTION BOX	REFERENCE
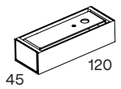	**CB09.12**

OTHER PENDANT OPTIONS

SUSPENSION KIT	DIMENSION	REFERENCE
	5 m	**SC05.SA**
	7 m	**SC07.SA**
	10 m	**SC10.SA**

JOINTS

LINEAR JOINT

UR09

INSTALLATION
1 · Pendant
3 · Surface

FINISH
B · Black
W · White
S · Special color

ON DEMAND OPTIONS
Special finishes
Special color temperatures
Custom dimensions
CRI 80
Emergency lighting
Motion detection
Wireless control options
RGB

TECHNICAL INFORMATION

POWER STANDARD

		843	1124	1405	1686	1967	2248
	24 V	4 W 387 – 405 – 425 lm	6 W 622 – 634 – 666 lm	8 W 824 – 840 – 882 lm	10 W 1034 – 1054 – 1107 lm	12 W 1243 – 1268 – 1331 lm	14 W 1460 – 1490 – 1564 lm
	500 mA	17 W 2454 – 2907 – 3129 lm	22 W 3272 – 3876 – 4172 lm	28 W 4090 – 4845 – 5215 lm	33 W 4908 – 5814 – 6258 lm	39 W 5726 – 6783 – 7301 lm	45 W 6544 – 7752 – 8344 lm
Opal	2700 K	**275EH 112**	**275EJ 112**	**275EL 112**	**275EN 112**	**275EP 112**	**275ER 112**
Opal	3000 K	**275EH 113**	**275EJ 113**	**275EL 113**	**275EN 113**	**275EP 113**	**275ER 113**
Opal	4000 K	**275EH 115**	**275EJ 115**	**275EL 115**	**275EN 115**	**275EP 115**	**275ER 115**
Microprismatic	2700 K	**275EH 122**	**275EJ 122**	**275EL 122**	**275EN 122**	**275EP 122**	**275ER 122**
Microprismatic	3000 K	**275EH 123**	**275EJ 123**	**275EL 123**	**275EN 123**	**275EP 123**	**275ER 123**
Microprismatic	4000 K	**275EH 125**	**275EJ 125**	**275EL 125**	**275EN 125**	**275EP 125**	**275ER 125**

POWER HIGH

		843	1124	1405	1686	1967	2248
	24 V	8 W 643 – 683 – 722 lm	12 W 1007 – 1069 – 1131 lm	16 W 1334 – 1417 – 1500 lm	20 W 1674 – 1777 – 1881 lm	24 W 2014 – 2138 – 2263 lm	28 W 2366 – 2512 – 2658 lm
	500 mA	33 W 5058 – 5814 – 6258 lm	45 W 6744 – 7752 – 8344 lm	56 W 8430 – 9690 – 10430 lm	67 W 10116 – 11628 – 12516 lm	78 W 11802 – 13566 – 14602 lm	89 W 13488 – 15504 – 16688 lm
Opal	2700 K	**275EH 312**	**275EJ 312**	**275EL 312**	**275EN 312**	**275EP 312**	**275ER 312**
Opal	3000 K	**275EH 313**	**275EJ 313**	**275EL 313**	**275EN 313**	**275EP 313**	**275ER 313**
Opal	4000 K	**275EH 315**	**275EJ 315**	**275EL 315**	**275EN 315**	**275EP 315**	**275ER 315**
Microprismatic	2700 K	**275EH 322**	**275EJ 322**	**275EL 322**	**275EN 322**	**275EP 322**	**275ER 322**
Microprismatic	3000 K	**275EH 323**	**275EJ 323**	**275EL 323**	**275EN 323**	**275EP 323**	**275ER 323**
Microprismatic	4000 K	**275EH 325**	**275EJ 325**	**275EL 325**	**275EN 325**	**275EP 325**	**275ER 325**

The ALBA family is available in multiple sizes.
This page shows a selection of them.
For other sizes and technical specifications, see page 194.

Opal



The data shown corresponds to raw values.

INSTALLATION
1 · Pendant
2 · Pendant up light
3 · Surface

FINISH
B · Black
W · White
S · Special color

DIMM OPTIONS
O · On-Off
D · Dali
P · Push
V · 1.10v

Up light
Down light

FLY

FLY
REF. 270
PAG. 238

FLY

NEW

ALUMINIUM
SILICONE

CRI
≥90

IK06

LIFE
50000H

DIM
OPTIONAL

REMOTE

INDOOR

220–240 V
50–60 Hz



INSTALLATION



1. PENDANT

IP40

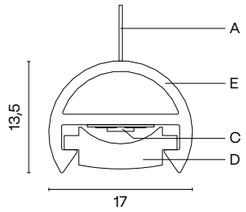

ELECTRIC SYSTEM LENGTH mm.
1000

A – Electrified cable (3 m)
C – LED module
D – Diffuser
E – Aluminium profile

TECHNICAL INFORMATION

PENDANT COMPONENTS & COVER KIT

CONNECTION BOX & SUSPENSION KIT TWO HANGING CABLES	CONNECTION BOX & SUSPENSION KIT THREE HANGING CABLES	COVER KIT
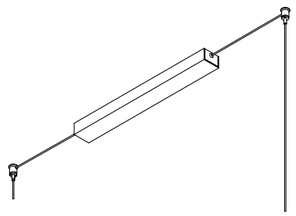	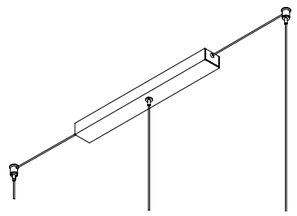	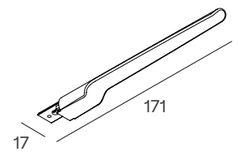
Black finish **A270BB300XB**	Black finish **A270BE300XB**	Black finish **A270CX100XB**
White finish **A270BB300XW**	White finish **A270BE300XW**	White finish **A270CX100XW**

DRIVERS

ON-OFF DRIVER	
30 W	**A270DB3XXXO**
60 W	**A270DE3XXXO**

DALI / PUSH DRIVER	
30 W	**A270DB3XXXD**
60 W	**A270DE3XXXD**

POWER STANDARD

	per meter	1000	
		29 W 2249 - 2429 - 2666 lm	
Silicone	2700 K	**270EH1 112**	
	3000 K	**270EH1 113**	
	4000 K	**270EH1 115**	

When the profile (without end caps) measures up to 1400 mm, 2 suspension kits are used.
When the profile (without end caps) measures up to 2800 mm, 3 suspension kits are used.

Silicone



The data shown corresponds to raw values.

FINISH
- **B** · Black
- **W** · White
- **S** · Special color

DIMM OPTIONS
- **O** · On-Off
- **D** · Dali
- **P** · Push
- **V** · 1.10v

Down light

ON DEMAND OPTIONS
- Special finishes
- Tunable white (TW)
- Custom dimensions
- RGB



VAULT

VAULT
REF. 265
PAG. 244

VAULT

NEW

ALUMINIUM
SILICONE

CRI
≥90

IK06

LIFE
50000H

DIM
OPTIONAL

TW

INTEGRATED

INDOOR

220–240 V
50–60 Hz



INSTALLATION



1. PENDANT

IP40

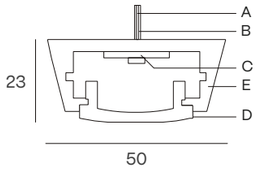

2. SURFACE

IP40

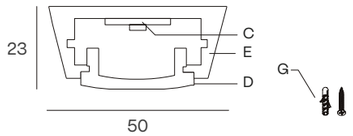

ELECTRIC SYSTEM LENGTH mm.
843 · 1124 · 1405 · 1686 · 1967 · 2248
For other sizes see page 194

A – Aircraft cable (3 m)
B – Power cable
C – LED module
D – Diffuser
E – Aluminium profile

G – Mounting kit

TECHNICAL INFORMATION

INFORMATION & COVER KIT

INTEGRATED DRIVER MEASURE

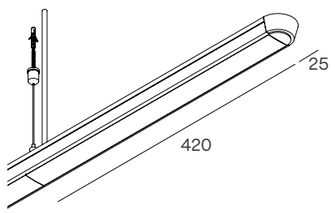

COVER KIT

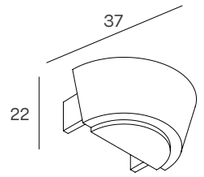

POWER STANDARD

		843	1124	1405	1686	1967	2248
		450 mA 15 W 2226 – 2297 – 2387 lm	600 mA 20 W 2968 – 3062 – 3182 lm	750 mA 25 W 3710 – 3828 – 3978 lm	900 mA 30 W 4452 – 4593 – 4773 lm	1500 mA 35 W 5194 – 5359 – 5569 lm	1200 mA 40 W 5936 – 6124 – 6364 lm
Silicone	2700 K	**265EH** **112**	**265EJ** **112**	**265EL** **112**	**265EN** **112**	**265EP** **112**	**265ER** **112**
	3000 K	**265EH** **113**	**265EJ** **113**	**265EL** **113**	**265EN** **113**	**265EP** **113**	**265ER** **113**
	4000 K	**265EH** **115**	**265EJ** **115**	**265EL** **115**	**265EN** **115**	**265EP** **115**	**265ER** **115**

POWER HIGH

		843	1124	1405	1686
		900 mA 30 W 4452 – 4593 – 4773 lm	1200 mA 40 W 5936 – 6124 – 6364 lm	1500 mA 50 W 7420 – 7655 – 7955 lm	1800 mA 61 W 8904 – 9186 – 9546 lm
Silicone	2700 K	**265EH** **312**	**265EJ** **312**	**265EL** **312**	**265EN** **312**
	3000 K	**265EH** **313**	**265EJ** **313**	**265EL** **313**	**265EN** **313**
	4000 K	**265EH** **315**	**265EJ** **315**	**265EL** **315**	**265EN** **315**

The VAULT family is available in multiple sizes.
This page shows a selection of them.
For other sizes and technical specifications, see page 194.

Silicone



The data shown corresponds to raw values.

INSTALLATION
1 · Pendant
3 · Surface

FINISH
B · Black
W · White
S · Special color
G · Black – white
H · White – black

DIMM OPTIONS
O · On-Off
D · Dali
P · Push

ON DEMAND OPTIONS
Special finishes
Tunable white
Custom dimensions
RGB

Down light



OKKIA



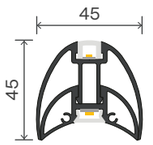

OKKIA PLUS
REF. A287PBXXXX
PAG. 250

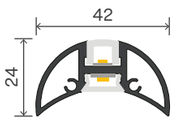

OKKIA
REF. 287
PAG. 250

OKKIA

ALUMINIUM SILICONE · CRI ≥90 · IK06 · LIFE 50000H · DIM OPTIONAL · TW

REMOTE · INDOOR · 220–240 V 50–60 Hz · CE



INSTALLATION



1. PENDANT – PENDANT UP LIGHT

IP40

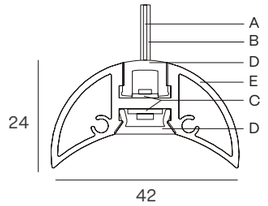

2. SURFACE

IP40

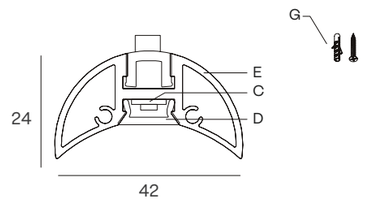

3. PLUS ACCESORY

IP40

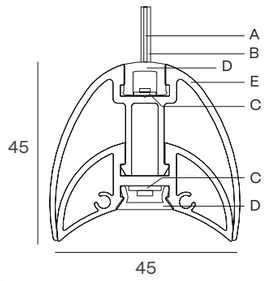

ELECTRIC SYSTEM LENGTH mm.
843 · 1124 ·1405 ·1686 ·1967 ·2248
For other sizes see page 194

A – Aircraft cable (3 m)
B – Power cable
C – LED module
D – Diffuser
E – Aluminium profile

G – Mounting kit

COMPONENTS

COVER KIT	REFERENCE
	**TF11** 2 × 2 mm

BOXES FOR PENDANT – Not included, please select

CONNECTION BOX	REFERENCE
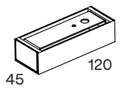	**CB09.12**

DRIVER BOX NON-DIMM	REFERENCE
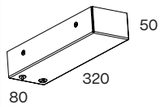	**CB06.32**

CONNECTION BOX	REFERENCE
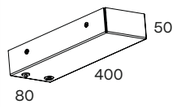	**CB06.40**

OTHER PENDANT OPTIONS

SUSPENSION KIT	DIMENSION	REFERENCE
	5 m	**SC05.SA**
	7 m	**SC07.SA**
	10 m	**SC10.SA**

2 SUSPENSION ROD	DIMENSION	REFERENCE
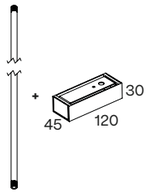	60 mm	**SC21.60**
	80 mm	**SC21.80**
	100 mm	**SC100.60**

OKKIA PLUS ACCESORY

COVER KIT	REFERENCE
	**TF12** 2 × 2 mm

OKKIA PLUS ACCESORY	SKETCH	REFERENCE
	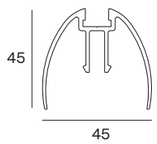	**A287PBXXXX**

INSTALLATION
- **1** · Pendant
- **2** · Pendant up light
- **3** · Surface

FINISH
- **B** · Black
- **W** · White
- **S** · Special color

ON DEMAND OPTIONS
- Special finishes
- RGB
- Tunable white
- Number switches

TECHNICAL INFORMATION

POWER STANDAR

		843	1124	1405	1686	1967	2248
	24 VdC	17 W 1249 - 1249 - 1481 lm	21 W 1562 - 1687 - 1852 lm	16 W 2186 - 2361 - 2592 lm	36 W 2655 - 2867 - 3148 lm	42 W 3123 - 3373 - 3703 lm	48 W 3591 - 3879 - 4259 lm
	24 VdC	23 W 1799 - 1943 - 2640 lm	29 W 2249 - 2429 - 2666 lm	40 W 3148 - 3400 - 3733 lm	49 W 3823 - 4129 - 4533 lm	58 W 4497 - 4857 - 5332 lm	66 W 5172 - 5586 - 6132 lm
Silicone	2700 K	**287EH 112**	**287EJ 112**	**287EL 112**	**287EN 112**	**287EP 112**	**287ER 112**
	3000 K	**287EH 113**	**287EJ 113**	**287EL 113**	**287EN 113**	**287EP 113**	**287ER 113**
	4000 K	**287EH 115**	**287EJ 115**	**287EL 115**	**287EN 115**	**287EP 115**	**287ER 115**

The OKKIA family is available in multiple sizes.
This page shows a selection of them.
For other sizes and technical specifications, see page 194.

Silicone



The data shown corresponds to raw values.

INSTALLATION
- **1** · Pendant
- **2** · Pendant up light
- **3** · Surface

FINISH
- **B** · Black
- **W** · White
- **S** · Special color

DIMM OPTIONS
- **O** · On-Off
- **D** · Dali
- **P** · Push
- **V** · 1.10v

- Up light
- Down light

ALZIRA

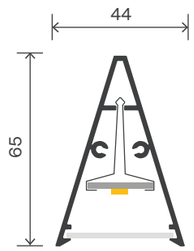

ALZIRA
REF. 267
PAG. 256

ALZIRA

ALUMINIUM PC · CRI ≥90 · IK06 · LIFE 50000H · DIM OPTIONAL · TW

INTEGRATED · INDOOR · 220–240 V 50–60 Hz



INSTALLATION



1. PENDANT

IP40

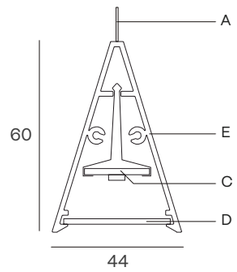

2. WALL SURFACE

IP20

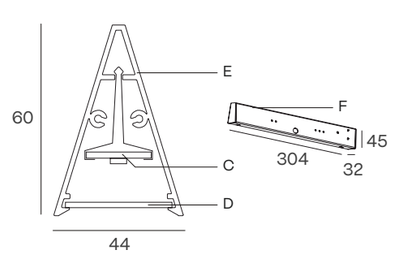

Compatible only with electric system lengths (mm): 281 · 422 · 562
See page 194
Example: **267EB2 112**

ELECTRIC SYSTEM LENGTH mm.
843 · 1124 ·1405 ·1686 ·1967 ·2248
For other sizes see page 194

A – Electrified cable (3 m)
C – LED module
D – Diffuser
E – Aluminium profile
F – Connection box

COMPONENTS

COVER KIT	REFERENCE
	**TF141** 2 × 3 mm

FINISH
- **B** · Black
- **W** · White
- **S** · Special color

ON DEMAND OPTIONS
- Motion detection
- Special color temperatures
- CRI 80
- Emergency lighting
- RGB
- Remote wireless control options

TECHNICAL INFORMATION

POWER STANDARD – Pendant installation only

		843	1124	1405	1686	1967	2248
	500 mA	17 W 2454 - 2907 - 3129 lm	22 W 3272 - 3876 - 4172 lm	28 W 4090 - 4845 - 5215 lm	33 W 4908 - 5814 - 6258 lm	39 W 5726 - 6783 - 7301 lm	45 W 6544 - 7752 - 8344 lm
Opal	2700 K	**267EH1 112**	**267EJ1 112**	**267EL1 112**	**267EN1 112**	**267EP1 112**	**267ER1 112**
	3000 K	**267EH1 113**	**267EJ1 113**	**267EL1 113**	**267EN1 113**	**267EP1 113**	**267ER1 113**
	4000 K	**267EH1 115**	**267EJ1 115**	**267EL1 115**	**267EN1 115**	**267EP1 115**	**267ER1 115**
Microprismatic	2700 K	**267EH1 122**	**267EJ1 122**	**267EL1 122**	**267EN1 122**	**267EP1 122**	**267ER1 122**
	3000 K	**267EH1 123**	**267EJ1 123**	**267EL1 123**	**267EN1 123**	**267EP1 123**	**267ER1 123**
	4000 K	**267EH1 125**	**267EJ1 125**	**267EL1 125**	**267EN1 125**	**267EP1 125**	**267ER1 125**

POWER HIGH – Pendant installation only

		843	1124	1405	1686	1967	2248
	500 mA	33 W 5058 - 5814 - 6258 lm	45 W 6744 - 7752 - 8344 lm	56 W 8430 - 9690 - 10430 lm	67 W 10116 - 11628 - 12516 lm	78 W 11802 - 13566 - 14602 lm	89 W 13488 - 15504 - 16688 lm
Opal	2700 K	**267EH1 312**	**267EJ1 312**	**267EL1 312**	**267EN1 312**	**267EP1 312**	**267ER1 312**
	3000 K	**267EH1 313**	**267EJ1 313**	**267EL1 313**	**267EN1 313**	**267EP1 313**	**267ER1 313**
	4000 K	**267EH1 315**	**267EJ1 315**	**267EL1 315**	**267EN1 315**	**267EP1 315**	**267ER1 315**
Microprismatic	2700 K	**267EH1 322**	**267EJ1 322**	**267EL1 322**	**267EN1 322**	**267EP1 322**	**267ER1 322**
	3000 K	**267EH1 323**	**267EJ1 323**	**267EL1 323**	**267EN1 323**	**267EP1 323**	**267ER1 323**
	4000 K	**267EH1 325**	**267EJ1 325**	**267EL1 325**	**267EN1 325**	**267EP1 325**	**267ER1 325**

The ALZIRA family is available in multiple sizes.
This page shows a selection of them.
For other sizes and technical specifications, see page 194.

Opal



Microprismatic



The data shown corresponds to raw values.

Down light

FINISH
- **B** · Black
- **W** · White
- **S** · Special color

DIMM OPTIONS
- **O** · On-Off
- **D** · Dali
- **P** · Push
- **V** · 1.10v

SPOTLIGHTS

Iluminación de precisión

Diseñada para definir, guiar y enfatizar elementos arquitectónicos, la iluminación de precisión permite dirigir la luz con exactitud e intención. La direccionalidad controlada posibilita modelar, jerarquizar e interpretar el espacio a través de la luz.

Basado en ópticas precisas y componentes técnicos, el sistema ofrece un alto confort visual, un control eficaz del deslumbramiento y flexibilidad, respondiendo a las exigencias de los proyectos arquitectónicos y de interior profesionales.

Precision lighting

Designed to define, guide and emphasise architectural elements, spotlight lighting allows light to be directed with accuracy and intention. Controlled directionality enables spaces to be shaped, layered and interpreted through light.

Based on precise optics and technical components, the system offers high visual comfort, effective glare control and flexibility, meeting the requirements of professional architectural and interior projects.

MARTORELL FAMILY
PAG. 264

PATRICIA
PAG. 284

KLIMT FAMILY
PAG. 290

CUBE FAMILY
PAG. 296

LUK FAMILY
PAG. 304

ORACLE
PAG. 308

LENT FAMILY
PAG. 312

ASTRA
PAG. 320

VIO FAMILY
PAG. 324

SASSY FAMILY
PAG. 328

ROY
PAG. 336

CAN REVIEW
PAG. 340

ALDAIA FAMILY
PAG. 346

VADI
PAG. 350

KONI FAMILY
PAG. 354

CATLI FAMILY
PAG. 360

SPOTLIGHTS



MARTORELL FAMILY



ALUMINIUM PC · CRI ≥90 · IK06 · LIFE 50000H · DIM OPTIONAL

REMOTE · INDOOR · 220-240 V 50-60 Hz · CE

NEW

Ø45

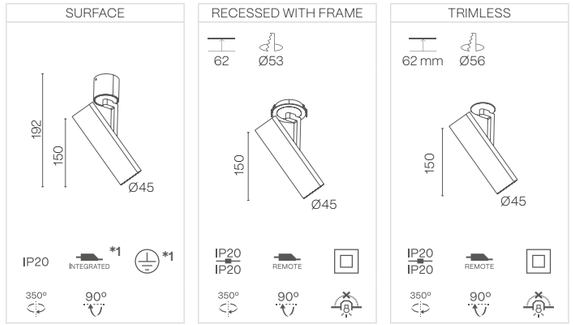

Ø65

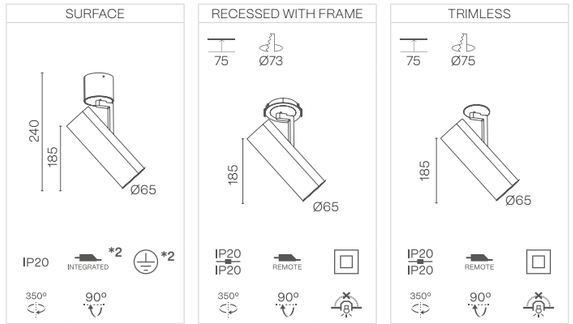

Ø85

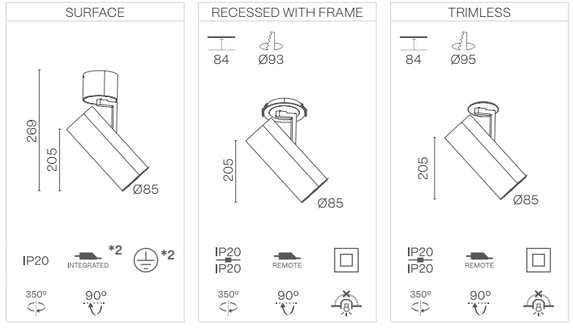

*1 **ELECTRIC CLASS II** and **DRIVER REMOTE** when dimmable.
*2 **ELECTRIC CLASS II** and **DRIVER REMOTE** dimmable 1-10V.

Cut hole
Minimum height of the false ceiling
Luminaire not suitable to be covered with thermal insulating material

ON DEMAND OPTIONS
Special finishes
Wireless control options

POWER STANDARD

		Ø45	
	700 mA	6 W 886 - 898 - 939 lm	
24°	2700 K	337EB 132	
	3000 K	337EB 133	
	4000 K	337EB 135	
36°	2700 K	337EB 152	
	3000 K	337EB 153	
	4000 K	337EB 155	

		Ø65	Ø85
		350 mA 12 W 1784 - 1820 - 1866 lm	500 mA 16 W 2720 - 2767 - 2888 lm
15°	2700 K	337EE 122	337EH 122
	3000 K	337EE 123	337EH 123
	4000 K	337EE 125	337EH 125
24°	2700 K	337EE 132	337EH 132
	3000 K	337EE 133	337EH 133
	4000 K	337EE 135	337EH 135
38°	2700 K	337EE 152	337EH 152
	3000 K	337EE 153	337EH 153
	4000 K	337EE 155	337EH 155



The data shown corresponds to raw values.

INSTALLATION
3 · Surface
5 · Recessed
6 · Trimless

FINISH
B · Black
W · White

DIMM OPTIONS
O · On-Off
D · Dali
P · Push
V · 1.10v

Down light

Ø26

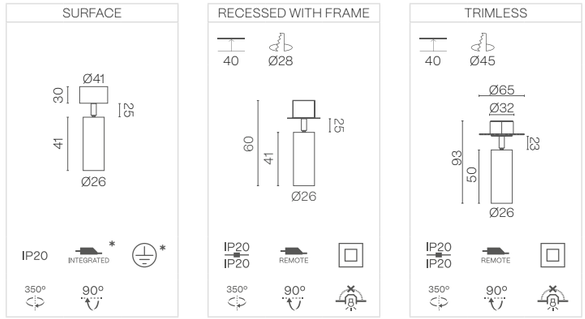

Ø40

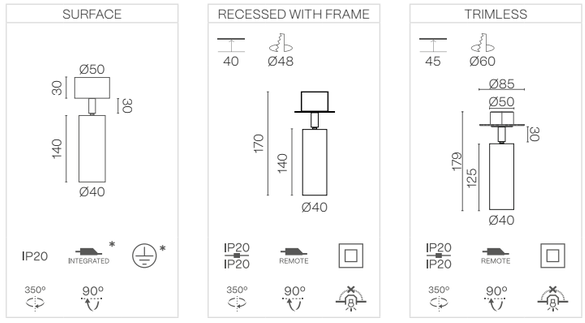

Ø60

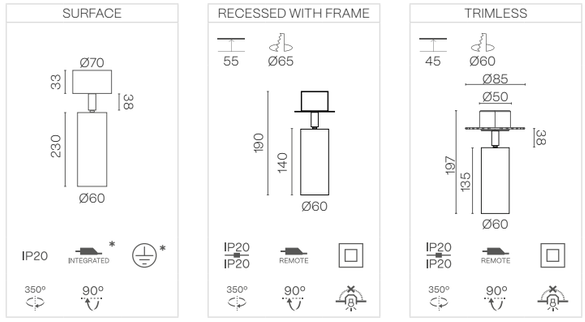

* **ELECTRIC CLASS II** and **DRIVER REMOTE** when dimmable

Cut hole

Minimum height of the false ceiling

Luminaire not suitable to be covered with thermal insulating material

ON DEMAND OPTIONS

Special finishes

Wireless control options

POWER STANDARD

		Ø26	
	700 mA	2 W 195 - 209 - 237 lm	
20°	2700 K	339EB 132	
	3000 K	339EB 133	
	4000 K	339EB 135	
40°	2700 K	339EB 152	
	3000 K	339EB 153	
	4000 K	339EB 155	
60°	2700 K	339EB 172	
	3000 K	339EB 173	
	4000 K	339EB 175	

		Ø40	Ø60
		700 mA 6 W 886 - 898 - 939 lm	350 mA 12 W 1745 - 1774 - 1857 lm
18°	2700 K	339EE 132	339EH 132
	3000 K	339EE 133	339EH 133
	4000 K	339EE 135	339EH 135
25°	2700 K	339EE 142	339EH 142
	3000 K	339EE 143	339EH 143
	4000 K	339EE 145	339EH 145
35°	2700 K	339EE 152	339EH 152
	3000 K	339EE 153	339EH 153
	4000 K	339EE 155	339EH 155

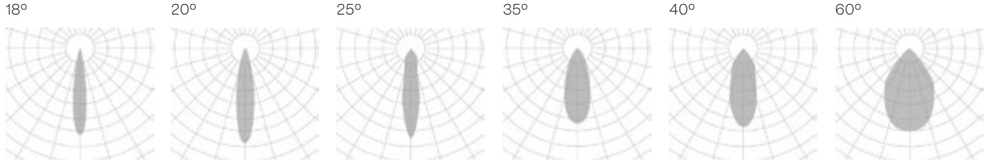

The data shown corresponds to raw values.

INSTALLATION
3 · Surface
5 · Recessed with frame
6 · Trimless

FINISH
B · Black
W · White
G · Black - white
H · White - black

DIMM OPTIONS
O · On-Off
D · Dali
P · Push

Down light

Ø33 / Ø26

PENDANT & PENDANT TRACK

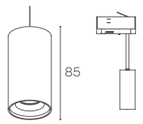

IP20 INTEGRATED *

SURFACE

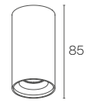

IP20 INTEGRATED *

RECESSED WITH FRAME

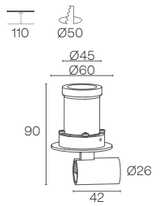

IP20 IP20 REMOTE

350° 90°

TRIMLESS

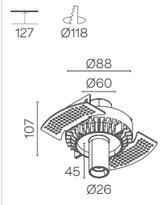

IP20 IP20 REMOTE

350° 90°

WALL SURFACE

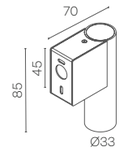

IP20 INTEGRATED *

NEW

Ø40

PENDANT & PENDANT TRACK

IP20 INTEGRATED *

SURFACE



IP20 INTEGRATED *

RECESSED WITH FRAME

IP20 IP20 REMOTE

350° 90°

TRIMLESS

IP20 IP20 REMOTE

350° 90°

WALL SURFACE

IP20 INTEGRATED *

NEW

Ø60

PENDANT & PENDANT TRACK

IP20 INTEGRATED *

SURFACE

IP20 INTEGRATED *

RECESSED WITH FRAME

IP20 IP20 REMOTE

350° 90°

TRIMLESS

IP20 IP20 REMOTE

350° 90°

TRACKLIGHT

IP20 INTEGRATED

350° 90°

WALL SURFACE

IP20 REMOTE *

NEW

***** **ELECTRIC CLASS II** and **DRIVER REMOTE** for dimmable and 1–10V dimmable versions.

Cut hole

Minimum height of the false ceiling

Luminaire not suitable to be covered with thermal insulating material

ON DEMAND OPTIONS

Special finishes

Wireless control options

POWER STANDARD

		Ø33 / Ø26	Ø40	Ø60	Ø60 TRACKLIGHT
		700 mA 2 W 195 - 209 - 237 lm	700 mA 6 W 886 - 898 - 939 lm	350 mA 12 W 1745 - 1774 - 1857 lm	350 mA 12 W 1745 - 1774 - 1857 lm
15º	2700 K	335EB 122	335EE 122	335EH 122	-
	3000 K	335EB 123	335EE 123	335EH 123	-
	4000 K	335EB 125	335EE 125	335EH 125	-
24º	2700 K	335EB 132	335EE 132	335EH 132	335EH9 132
	3000 K	335EB 133	335EE 133	335EH 133	335EH9 133
	4000 K	335EB 135	335EE 135	335EH 135	335EH9 135
32º	2700 K	335EB 142	335EE 142	335EH 142	335EH9 142
	3000 K	335EB 143	335EE 143	335EH 143	335EH9 143
	4000 K	335EB 145	335EE 145	335EH 145	335EH9 145
43º	2700 K			335EH 152	
	3000 K			335EH 153	
	4000 K			335EH 155	
60º	2700 K	-	-	335EH 172	-
	3000 K	-	-	335EH 173	-
	4000 K	-	-	335EH 175	-

15º/43º beam angle and **Ø33/Ø26** size only for recessed with frame and trimless installations.
60º beam angle and **Ø60** size not available for recessed with frame and trimless installations.

15º 24º 32º 43º 60º



The data shown corresponds to raw values.

INSTALLATION

1 · Pendant
3 · Surface
5 · Recessed with frame
6 · Trimless
7 · Wall surface
9 · Tracklight
R · Pendant track

FINISH

B · Black
W · White
G · Black – white
H · White – black

DIMM OPTIONS

O · On–Off
D · Dali
P · Push
V · 1.10v

Down light

MARTORELL TUBE MOVE

Ø60

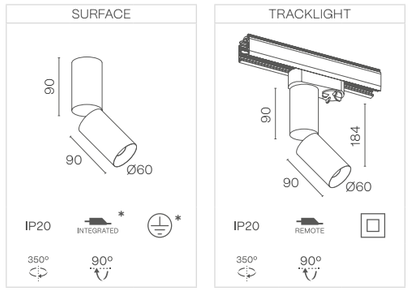

* **ELECTRIC CLASS II** and **DRIVER REMOTE** when 1.10 dimmable.

ON DEMAND OPTIONS

Special finishes

Wireless control options

MARTORELL TUBE MOVE

POWER STANDARD

		Ø60	
	250 mA	8 W 796 - 841 - 929 lm	
19º	2700 K	345EH 132	
	3000 K	345EH 133	
	4000 K	345EH 135	
24º	2700 K	345EH 142	
	3000 K	345EH 143	
	4000 K	345EH 145	
36º	2700 K	345EH 152	
	3000 K	345EH 153	
	4000 K	345EH 155	

19º



24º

36º



The data shown corresponds to raw values.

INSTALLATION
3 · Surface
9 · Tracklight

FINISH
B · Black
W · White
G · Black - white
H · White - black

DIMM OPTIONS
O · On-Off
D · Dali
P · Push
V · 1.10v

Down light

CRATE

SURFACE

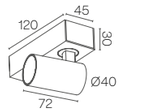

IP20 · INTEGRATED * · ⏚ *

350° · 30°

RECESSED WITH FRAME

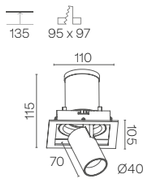

IP20 / IP20 · REMOTE · □

350° · 30°

CRATE DOUBLE

SURFACE

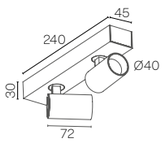

IP20 · INTEGRATED * · ⏚ *

350° · 30°

RECESSED WITH FRAME

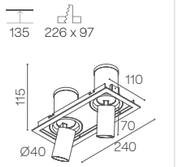

IP20 / IP20 · REMOTE · □

350° · 30°

CRATE TRIPLE

SURFACE

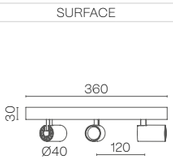

IP20 · INTEGRATED * · ⏚ *

350° · 30°

RECESSED WITH FRAME

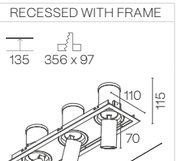

IP20 / IP20 · REMOTE · □

350° · 30°

* **ELECTRIC CLASS II** and **DRIVER REMOTE** when 1-10 dimmable.

Cut hole

Minimum height of the false ceiling

Luminaire not suitable to be covered with thermal insulating material

ON DEMAND OPTIONS

Special finishes

Wireless control options

POWER STANDARD

		CRATE	CRATE DOUBLE	CRATE TRIPLE
	700 mA	8 W 470 - 498 - 515 lm	16 W 940 - 996 - 1030 lm	24 W 1410 - 1494 - 1545 lm
15º	2700 K	336EB 122	336EE 122	336EH 122
	3000 K	336EB 123	336EE 123	336EH 123
	4000 K	336EB 125	336EE 125	336EH 125
24º	2700 K	336EB 132	336EE 132	336EH 132
	3000 K	336EB 133	336EE 133	336EH 133
	4000 K	336EB 135	336EE 135	336EH 135
32º	2700 K	336EB 142	336EE 142	336EH 142
	3000 K	336EB 143	336EE 143	336EH 143
	4000 K	336EB 145	336EE 145	336EH 145

15º

24º

32º



The data shown corresponds to raw values.

INSTALLATION
3 · Surface
5 · Recessed with frame

FINISH
B · Black
W · White
G · Black - white
H · White - black

DIMM OPTIONS
O · On-Off
D · Dali
P · Push

Down light

MINI CRATE

SURFACE

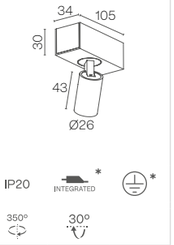

RECESSED WITH FRAME

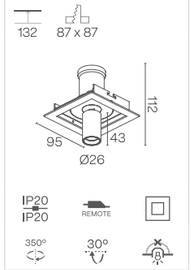

MINI CRATE DOUBLE

SURFACE

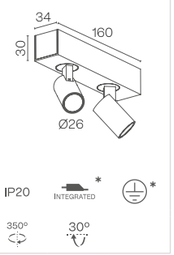

RECESSED WITH FRAME

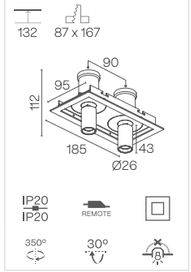

MINI CRATE TRIPLE

SURFACE

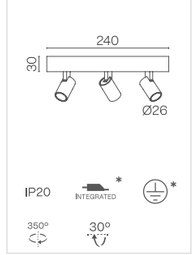

RECESSED WITH FRAME

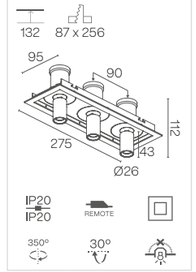

* **ELECTRIC CLASS II** and **DRIVER REMOTE** when dimmable.

Cut hole

Minimum height of the false ceiling

Luminaire not suitable to be covered with thermal insulating material

ON DEMAND OPTIONS

Special finishes

Wireless control options

POWER STANDARD

		MINI CRATE	
	700 mA	3 W 175 - 188 - 199 lm	
20°	2700 K	338EB 132	
	3000 K	338EB 133	
	4000 K	338EB 135	
40°	2700 K	338EB 152	
	3000 K	338EB 153	
	4000 K	338EB 155	
60°	2700 K	338EB 172	
	3000 K	338EB 173	
	4000 K	338EB 175	

		MINI CRATE DOUBLE	MINI CRATE TRIPLE
	700 mA	6 W 350 - 376 - 398 lm	9 W 525 - 564 - 597 lm
20°	2700 K	338EE 132	338EH 132
	3000 K	338EE 133	338EH 133
	4000 K	338EE 135	338EH 135
40°	2700 K	338EE 152	338EH 152
	3000 K	338EE 153	338EH 153
	4000 K	338EE 155	338EH 155
60°	2700 K	338EE 172	338EH 172
	3000 K	338EE 173	338EH 173
	4000 K	338EE 175	338EH 175

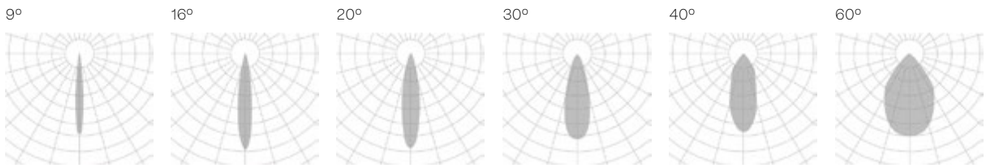

The data shown corresponds to raw values.

INSTALLATION
3 · Surface
5 · Recessed with frame

FINISH
B · Black
W · White

DIMM OPTIONS
O · On-Off
D · Dali
P · Push

Down light

MARTORELL SQ

SQ

PENDANT

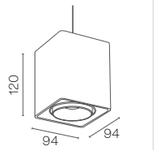

IP20 INTEGRATED * *

NEW

SURFACE

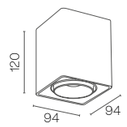

IP20 INTEGRATED * *

WALL SURFACE

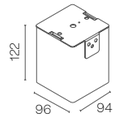

IP20 INTEGRATED * *

NEW

SQ DOUBLE

PENDANT

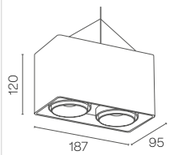

IP20 INTEGRATED * *

NEW

SURFACE

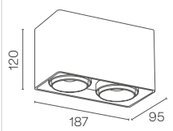

IP20 INTEGRATED * *

NEW

***** **ELECTRIC CLASS II** and **DRIVER REMOTE** when 1.10 dimmable.

Cut hole

Minimum height of the false ceiling

Luminaire not suitable to be covered with thermal insulating material

ON DEMAND OPTIONS

Special finishes

Wireless control options

MARTORELL SQ

POWER STANDARD

		SQ	SQ DOUBLE
		350 mA 11 W 720 - 759 - 908 lm	700 mA 22 W 1440 - 1518 - 1816 lm
15º	2700 K	340EB 122	341EB 122
	3000 K	340EB 123	341EB 123
	4000 K	340EB 125	341EB 125
25º	2700 K	340EB 142	341EB 142
	3000 K	340EB 143	341EB 143
	4000 K	340EB 145	341EB 145
38º	2700 K	340EB 152	341 EB 152
	3000 K	340EB 153	341EB 143
	4000 K	340EB 155	341EB 145

15º

25º



38º



The data shown corresponds to raw values.

INSTALLATION
1 · Pendant
3 · Surface
7 · Wall surface

FINISH
B · Black
W · White
G · Black - white
H · White - black

DIMM OPTIONS
O · On-Off
D · Dali
P · Push
V · 1.10v

Down light

Ø92/Ø85

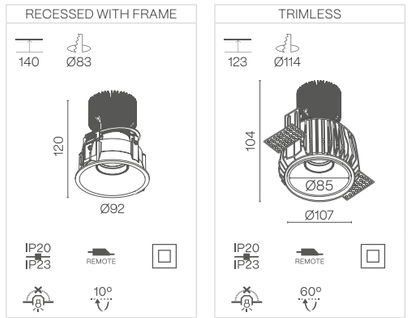

Cut hole

Minimum height of the false ceiling

Luminaire not suitable to be covered with thermal insulating material

ON DEMAND OPTIONS

Special finishes

Wireless control options

MARTORELL TARREGA

POWER STANDARD

		Ø92/Ø85	
	250 mA	8 W 659 - 691 - 719 lm	
25º	2700 K	342EB 142	
25º	3000 K	342EB 143	
25º	4000 K	342EB 145	
30º	2700 K	342EB 152	
30º	3000 K	342EB 153	
30º	4000 K	342EB 155	

25º



30º



The data shown corresponds to raw values.

INSTALLATION
5 · Recessed with frame
6 · Trimless

FINISH
B · Black
W · White

DIMM OPTIONS
O · On-Off
D · Dali
P · Push
V · 1.10v

Down light

Ø20 – H600

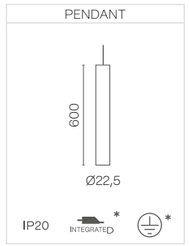

Ø20 – H1000

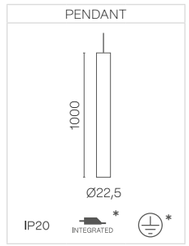

Ø20 – H870 TILT

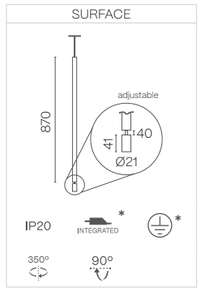

Ø40 – H400

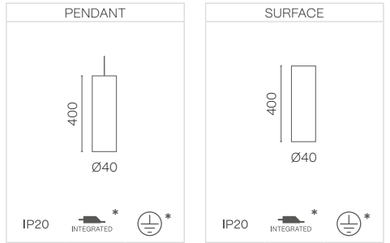

Ø40 – H600

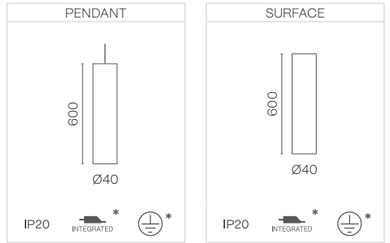

Ø60 – H400

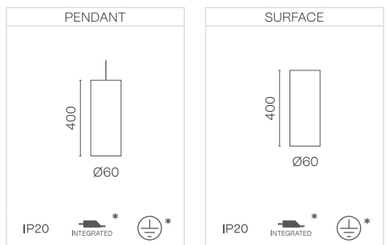

Ø60 – H600

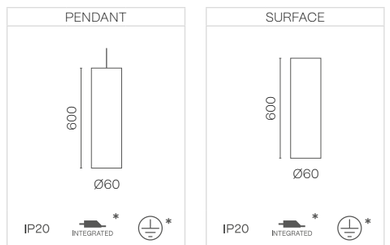

***** **ELECTRIC CLASS II** and **DRIVER REMOTE** when dimmable.

ON DEMAND OPTIONS

Special finishes

Wireless control options

POWER STANDARD

		Ø20 – H600	Ø20 – H1000
	700 mA	3 W 174 – 187 – 212 lm	3 W 174 – 187 – 212 lm
20°	2700 K	346EB1 132	346EE1 132
	3000 K	346EB1 133	346EE1 133
	4000 K	346EB1 135	346EE1 135
40°	2700 K	346EB1 152	346EE1 152
	3000 K	346EB1 153	346EE1 153
	4000 K	346EB1 155	346EE1 155

		Ø20 – H870 TILT
	700 mA	3 W 164 – 155 – 188 lm
20°	2700 K	349EB3 132
	3000 K	349EB3 133
	4000 K	349EB3 135
40°	2700 K	349EB3 152
	3000 K	349EB3 153
	4000 K	349EB3 155

		Ø40 – H400	Ø40 – H600
	350 mA	12 W 954 – 991 – 1067 lm	12 W 954 – 991 – 1067 lm
20°	2700 K	347EB 132	347EE 132
	3000 K	347EB 133	347EE 133
	4000 K	347EB 135	347EE 135
40°	2700 K	347EB 152	347EE 152
	3000 K	347EB 153	347EE 153
	4000 K	347EB 155	347EE 155

		Ø60 – H400	Ø60 – H600
	500 mA	17 W 1662 – 1716 – 1729 lm	17 W 1662 – 1716 – 1729 lm
20°	2700 K	348EB 132	348EE 132
	3000 K	348EB 133	348EE 133
	4000 K	348EB 135	348EE 135
40°	2700 K	348EB 152	348EB 152
	3000 K	348EB 153	348EB 153
	4000 K	348EB 155	348EB 155

20º

40º



The data shown corresponds to raw values.

INSTALLATION
1 · Pendant
3 · Surface

FINISH
B · Black
W · White
G · Black – white
H · White – black

DIMM OPTIONS
O · On–Off
D · Dali
P · Push

Down light

PATRICIA



ALUMINIUM
PC

CRI
≥90

IK06

LIFE
50000H

DIM
OPTIONAL

INDOOR

220-240 V
50-60 Hz

Ø45

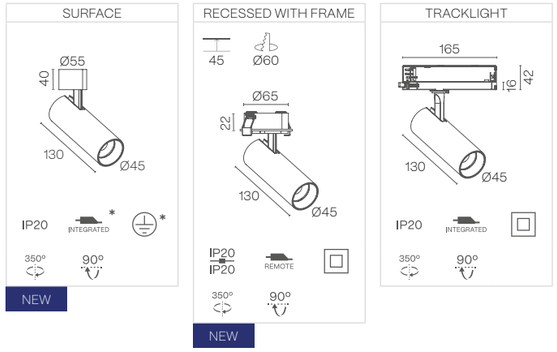

Ø55

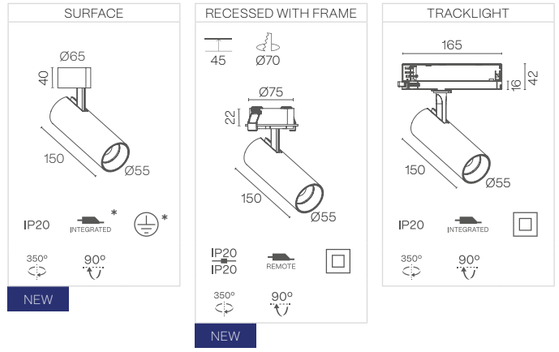

Dimmable drivers are supplied remote.

Ø69

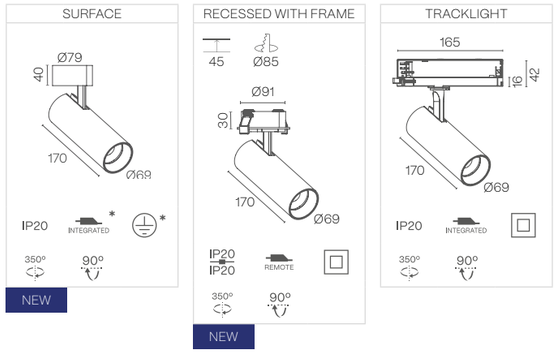

Ø82

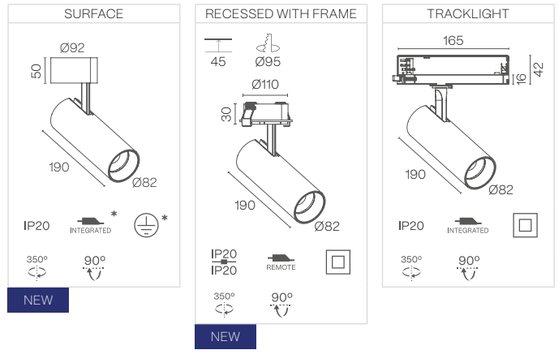

Rotation mechanism detail

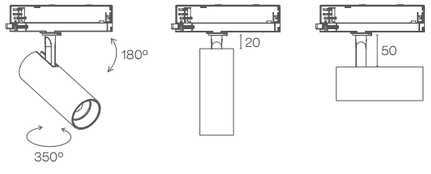

***** **ELECTRIC CLASS II** and **DRIVER REMOTE** when dimmable.

Cut hole

Minimum height of the false ceiling

Luminaire not suitable to be covered with thermal insulating material

ON DEMAND OPTIONS

Special finishes

Wireless control options

DIMM OPTIONS ONLY TRACKLIGHT

O · On-Off
D · Dali
F · Phase cut

POWER STANDARD

		Ø45	Ø55
		250 mA 9 W 1223 - 1239 - 1295 lm	350 mA 12 W 1846 - 1876 - 1964 lm
24°	2700 K	355EB 132	355EE 132
	3000 K	355EB 133	355EE 133
	4000 K	355EB 135	355EE 135
36°	2700 K	355EB 152	355EE 152
	3000 K	355EB 153	355EE 153
	4000 K	355EB 155	355EE 155
50°	2700 K	355EB 162	355EE 162
	3000 K	355EB 163	355EE 163
	4000 K	355EB 165	355EE 165

		Ø69	Ø82
		600 mA 19 W 3235 - 3291 - 3434 lm	1050 mA 35 W 5905 - 6022 - 6477 lm
15°	2700 K	355EH 122	355EJ 122
	3000 K	355EH 123	355EJ 123
	4000 K	355EH 125	355EJ 125
24°	2700 K	355EH 132	355EJ 132
	3000 K	355EH 133	355EJ 133
	4000 K	355EH 135	355EJ 135
36°	2700 K	355EH 152	355EJ 152
	3000 K	355EH 153	355EJ 153
	4000 K	355EH 155	355EJ 155
50°	2700 K	355EH 162	355EJ 162
	3000 K	355EH 163	355EJ 163
	4000 K	355EH 165	355EJ 165

POWER HIGH

		Ø69
	800 mA	27 W 4507 - 4586 - 4785 lm
15°	2700 K	355EH 322
	3000 K	355EH 323
	4000 K	355EH 325
24°	2700 K	355EH 332
	3000 K	355EH 333
	4000 K	355EH 335
36°	2700 K	355EH 352
	3000 K	355EH 353
	4000 K	355EH 355
50°	2700 K	355EH 362
	3000 K	355EH 363
	4000 K	355EH 365

CLEAR WHITE

		Ø69 POWER STANDARD	Ø69 POWER HIGH	Ø82 POWER STANDARD
		600 mA 21 W 2738 - 2835 lm	800 mA 27 W 3346 - 3465 lm	1050 mA 37 W 4874 - 5076 lm
15°	3000 K	355EH 12Q	355EH 32Q	355EJ 12Q
	4000 K	355EH 12R	355EH 32R	355EJ 12R
24°	3000 K	355EH 13Q	355EH 33Q	355EJ 13Q
	4000 K	355EH 13R	355EH 33R	355EJ 13R
36°	3000 K	355EH 15Q	355EH 35Q	355EJ 15Q
	4000 K	355EH 15R	355EH 35R	355EJ 15R
50°	3000 K	355EH 16Q	355EH 36Q	355EJ 16Q
	4000 K	355EH 16R	355EH 36R	355EJ 16R

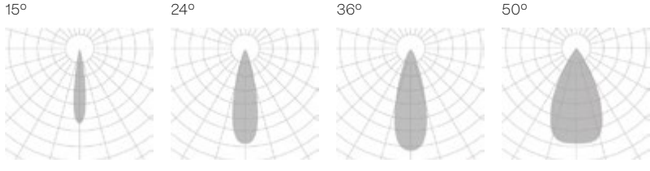

The data shown corresponds to raw values.

INSTALLATION
3 · Surface
5 · Recessed with frame
9 · Tracklight

FINISH
B · Black
W · White

DIMM OPTIONS
O · On-Off
D · Dali
P · Push
V · 1.10v
F · Phase cut

Down light

ACCESORIES

BARN DOOR	DIMENSIONS	REFERENCE
	Ø45	**ACC30514.01.BD**
	Ø55	**ACC30514.02.BD**
	Ø69	**ACC30514.03.BD**
	Ø82	**ACC30514.04.BD**

CROSS RING	DIMENSIONS	REFERENCE
	Ø45	**ACC30514.01.CR**
	Ø55	**ACC30514.02.CR**
	Ø69	**ACC30514.03.CR**
	Ø82	**ACC30514.04.CR**

HONEY COMB	DIMENSIONS	REFERENCE
	Ø45	**ACC30514.01.HC**
	Ø55	**ACC30514.02.HC**
	Ø69	**ACC30514.03.HC**
	Ø82	**ACC30514.04.HC**

SNOOT	DIMENSIONS	REFERENCE
	Ø45	**A355M.01.XRRX**
	Ø55	**A355M.02.XRRX**
	Ø69	**A355M.03.XRRX**
	Ø82	**A355M.04.XRRX**

SNOOT ASYMETRIC	DIMENSIONS	REFERENCE
	Ø45	**A355M.01.X0RX**
	Ø55	**A355M.02.X0RX**
	Ø69	**A355M.03.X0RX**
	Ø82	**A355M.04.X0RX**

FINISH
B · Black
W · White

OVAL FLOOD LENSE

OVAL FLOOD LENSE


 LENSE EFFECT **.OV.03X60**	DIMENSIONS	REFERENCE
	Ø45	**ACC30514.01.OV.03X60**
	Ø55	**ACC30514.02.OV.03X60**
	Ø69	**ACC30514.03.OV.03X60**
	Ø82	**ACC30514.04.OV.03X60**

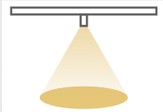 LENSE EFFECT **.OV.60X10**	DIMENSIONS	REFERENCE
	Ø45	**ACC30514.01.OV.60X10**
	Ø55	**ACC30514.02.OV.60X10**
	Ø69	**ACC30514.03.OV.60X10**
	Ø82	**ACC30514.04.OV.60X10**

 LENSE EFFECT **.OV.10X40**	DIMENSIONS	REFERENCE
	Ø45	**ACC30514.01.OV.10X40**
	Ø55	**ACC30514.02.OV.10X40**
	Ø69	**ACC30514.03.OV.10X40**
	Ø82	**ACC30514.04.OV.10X40**

 LENSE EFFECT **.OV.15X60**	DIMENSIONS	REFERENCE
	Ø45	**ACC30514.01.OV.15X60**
	Ø55	**ACC30514.02.OV.15X60**
	Ø69	**ACC30514.03.OV.15X60**
	Ø82	**ACC30514.04.OV.15X60**

ZOOM SPOT LENSE

ZOOM SPOT LENSE


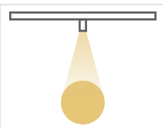 LENSE EFFECT **.ZSX1.3**	DIMENSIONS	REFERENCE
	Ø45	**ACC30514.01.ZSX1.3**
	Ø55	**ACC30514.02.ZSX1.3**
	Ø69	**ACC30514.03.ZSX1.3**
	Ø82	**ACC30514.04.ZSX1.3**

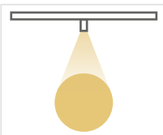 LENSE EFFECT **.ZSX1.5**	DIMENSIONS	REFERENCE
	Ø45	**ACC30514.01.ZSX1.5**
	Ø55	**ACC30514.02.ZSX1.5**
	Ø69	**ACC30514.03.ZSX1.5**
	Ø82	**ACC30514.04.ZSX1.5**

 LENSE EFFECT **.ZSX2**	DIMENSIONS	REFERENCE
	Ø45	**ACC30514.01.ZSX2**
	Ø55	**ACC30514.02.ZSX2**
	Ø69	**ACC30514.03.ZSX2**
	Ø82	**ACC30514.04.ZSX2**

 LENSE EFFECT **.ZSX3**	DIMENSIONS	REFERENCE
	Ø45	**ACC30514.01.ZSX3**
	Ø55	**ACC30514.02.ZSX3**
	Ø69	**ACC30514.03.ZSX3**
	Ø82	**ACC30514.04.ZSX3**

KLIMT FAMILY



ALUMINIUM
PC

CRI
≥90

IK06

LIFE
50000H

DIM
OPTIONAL

INDOOR

220-240 V
50-60 Hz

Ø75

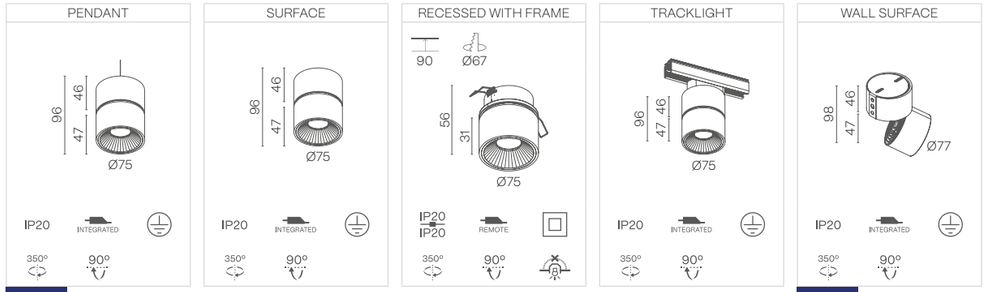

DIMM 1.10 V electric class II and driver always supplied remote.
Integrated DALI operates at 500 mA.

Ø100

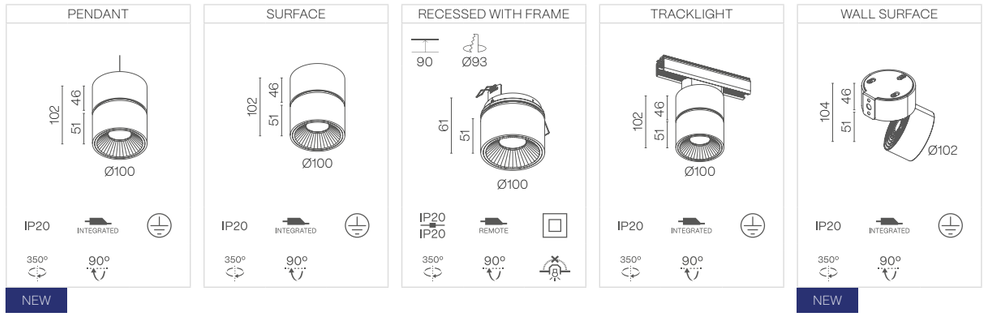

DIMM 1.10 V electric class II and driver always supplied remote.

Ø125

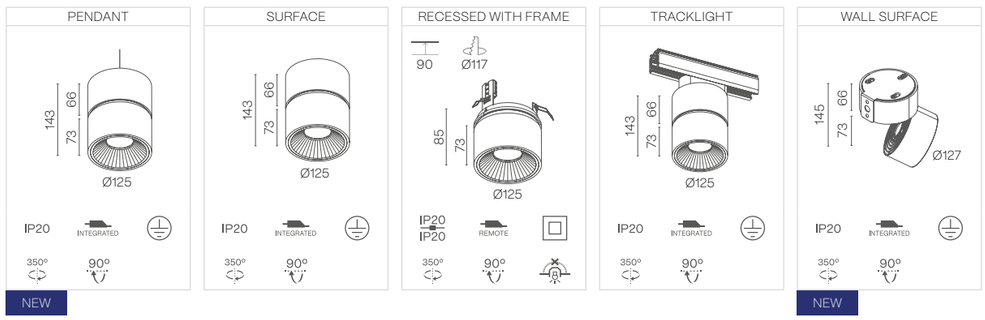

Cut hole
Minimum height of the false ceiling
Luminaire not suitable to be covered with thermal insulating material

ON DEMAND OPTIONS
Special finishes
Wireless control options

DIMM OPTIONS ONLY TRACKLIGHT
O · On-Off
D · Dali
F · Phase cut

POWER STANDARD

		Ø75	Ø100	Ø125
		700 mA 6 W 822 - 840 - 875 lm	350 mA 12 W 1735 - 1766 - 1844 lm	700 mA 23 W 3549 - 3611 - 3769 lm
15°	2700 K	320EB 122	320EE 122	320EH 122
	3000 K	320EB 123	320EE 123	320EH 123
	4000 K	320EB 125	320EE 125	320EH 125
24°	2700 K	320EB 132	320EE 132	320EH 132
	3000 K	320EB 133	320EE 133	320EH 133
	4000 K	320EB 145	320EE 135	320EH 135
38°	2700 K	320EB 152	320EE 152	320EH 152
	3000 K	320EB 153	320EE 153	320EH 153
	4000 K	320EB 155	320EE 155	320EH 155
60°	2700 K	-	320EE 172	320EH 172
	3000 K	-	320EE 173	320EH 173
	4000 K	-	320EE 175	320EH 175

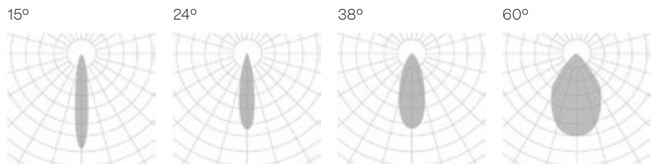

The data shown corresponds to raw values.

INSTALLATION
1 · Pendant
3 · Surface
5 · Recessed with frame
7 · Wall surface
9 · Tracklight

FINISH
B · Black
W · White

DIMM OPTIONS
O · On-Off
D · Dali
P · Push
V · 1.10v
F · Phase cut

Down light

Ø75

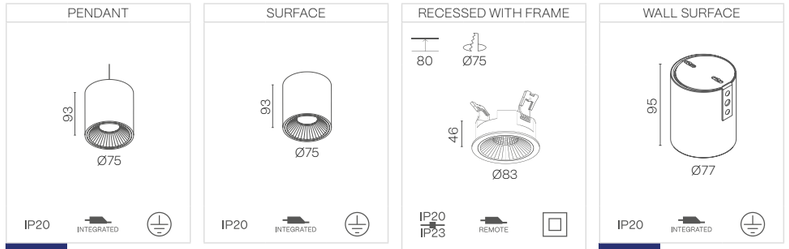

NEW NEW

DIMM 1.10 V electric class II and driver always supplied remote.
Integrated DALI operates at 500 mA.

Ø100

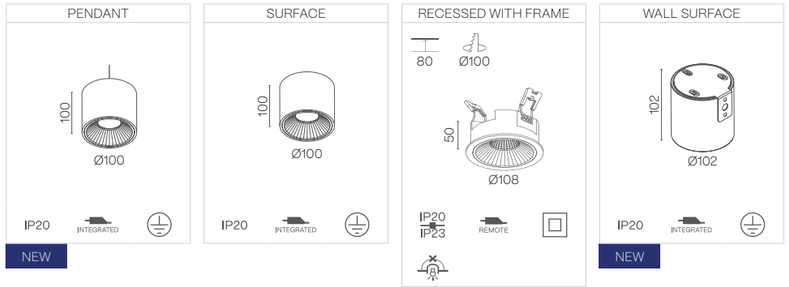

NEW NEW

DIMM 1.10 V electric class II and driver always supplied remote.

Ø125

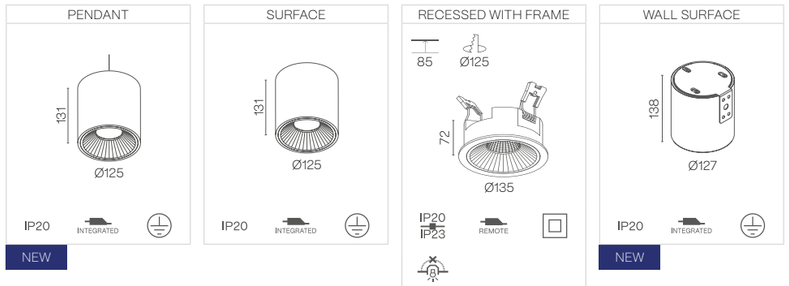

NEW NEW

Cut hole
Minimum height of the false ceiling
Luminaire not suitable to be covered with thermal insulating material

ON DEMAND OPTIONS
Special finishes
Wireless control options

POWER STANDARD

		Ø75	
	700 mA	6 W 822 - 840 - 875 lm	
15°	2700 K	321EB 122	
	3000 K	321EB 123	
	4000 K	321EB 125	
24°	2700 K	321EB 132	
	3000 K	321EB 133	
	4000 K	321EB 135	
38°	2700 K	321EB 152	
	3000 K	321EB 153	
	4000 K	321EB 155	

		Ø100
	350 mA	12 W 1735 - 1766 - 1844 lm
15°	2700 K	321EE 122
	3000 K	321EE 123
	4000 K	321EE 125
25°	2700 K	321EE 142
	3000 K	321EE 143
	4000 K	321EE 145
38°	2700 K	321EE 152
	3000 K	321EE 153
	4000 K	321EE 155
60°	2700 K	321EE 172
	3000 K	321EE 173
	4000 K	321EE 175

		Ø125
	700 mA	23 W 3549 - 3611 - 3769 lm
15°	2700 K	321EH 122
	3000 K	321EH 123
	4000 K	321EH 125
24°	2700 K	321EH 132
	3000 K	321EH 133
	4000 K	321EH 135
38	2700 K	321EH 152
	3000 K	321EH 153
	4000 K	321EH 155
60°	2700 K	321EH 172
	3000 K	321EH 173
	4000 K	321EH 175



The data shown corresponds to raw values.

INSTALLATION
1 · Pendant
3 · Surface
5 · Recessed with frame
7 · Wall surface

FINISH
B · Black
W · White

DIMM OPTIONS
O · On-Off
D · Dali
P · Push

Down light

CUBE FAMILY



ALUMINIUM
PC

CRI
≥90

IK06

LIFE
50000H

DIM
OPTIONAL

INDOOR

220-240 V
50-60 Hz

CUBE

PENDANT

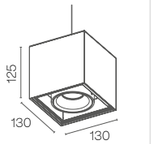

IP20 INTEGRATED

NEW

SURFACE

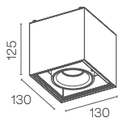

IP20 INTEGRATED

RECESSED WITH FRAME

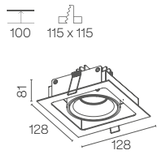

IP20 IP23 REMOTE

350° 10°

TRIMLESS

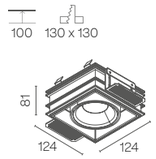

IP20 IP23 REMOTE

350° 10°

TRACKLIGHT

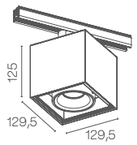

IP20 INTEGRATED

NEW

WALL SURFACE

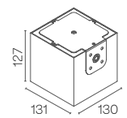

IP20 INTEGRATED

NEW

CUBE DOUBLE

PENDANT

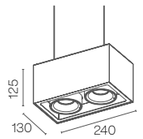

IP20 INTEGRATED

NEW

SURFACE

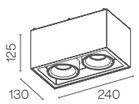

IP20 INTEGRATED

RECESSED WITH FRAME

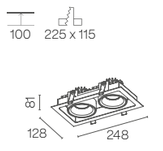

IP20 IP23 REMOTE

350° 10°

TRIMLESS

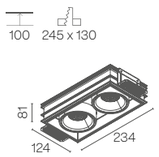

IP20 IP23 REMOTE

350° 10°

WALL SURFACE

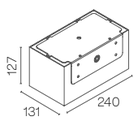

IP20 INTEGRATED

NEW

CUBE TRIPLE

PENDANT

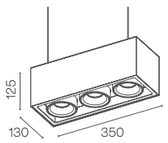

IP20 INTEGRATED

NEW

SURFACE

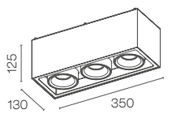

IP20 INTEGRATED

RECESSED WITH FRAME

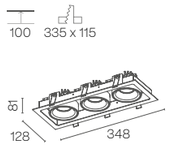

IP20 IP23 REMOTE

350° 10°

TRIMLESS

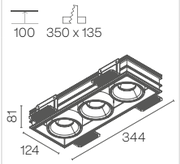

IP20 IP23 REMOTE

350° 10°

WALL SURFACE

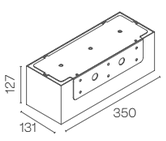

IP20 INTEGRATED

NEW

Cut hole

Minimum height of the false ceiling

Luminaire not suitable to be covered with thermal insulating material

ON DEMAND OPTIONS

Special finishes

Wireless control options

POWER STANDARD

		CUBE	CUBE DOUBLE	CUBE TRIPLE
	250 mA	8 W 1347 - 1369 - 1432 lm	16 W 2692 - 2738 - 2864 lm	24 W 4038 - 4107 - 4296 lm
24°	2700 K	309EB 132	310EE 132	311EH 132
	3000 K	309EB 133	310EE 133	311EH 133
	4000 K	309EB 135	310EE 135	311EH 135
36°	2700 K	309EB 152	310EE 152	311EH 152
	3000 K	309EB 153	310EE 153	311EH 153
	4000 K	309EB 155	310EE 155	311EH 155
60°	2700 K	309EB 172	310EE 172	311EH 172
	3000 K	309EB 173	310EE 173	311EH 173
	4000 K	309EB 175	310EE 175	311EH 175

HIGH STANDARD

		CUBE	CUBE DOUBLE	CUBE TRIPLE
	500 mA	17 W 2316 - 2354 - 2464 lm	34 W 4630 - 4708 - 4928 lm	51 W 6945 - 7062 - 7392 lm
24°	2700 K	309EB 332	310EE 332	311EH 332
	3000 K	309EB 333	310EE 333	311EH 333
	4000 K	309EB 335	310EE 335	311EH 335
36°	2700 K	309EB 352	310EE 352	311EH 352
	3000 K	309EB 353	310EE 353	311EH 353
	4000 K	309EB 355	310EE 355	311EH 355
60°	2700 K	309EB 372	310EE 372	311EH 372
	3000 K	309EB 373	310EE 373	311EH 373
	4000 K	309EB 375	310EE 375	311EH 375

24°

36°



60°



The data shown corresponds to raw values.

INSTALLATION
- **1** · Pendant
- **3** · Surface
- **5** · Recessed with frame
- **6** · Trimless
- **7** · Wall surface
- **9** · Tracklight

FINISH
- **B** · Black
- **W** · White
- **G** · Black - white
- **H** · White - black

DIMM OPTIONS
- **O** · On-Off
- **D** · Dali
- **P** · Push

Down light

CUBE TUBE

H185

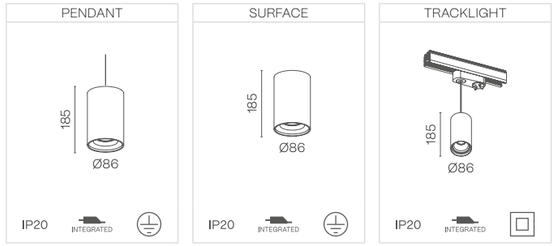

H250

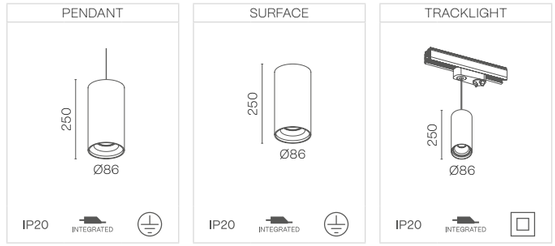

H350

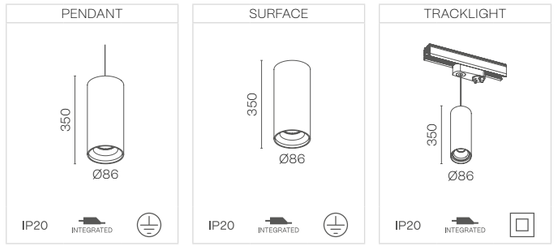

H450

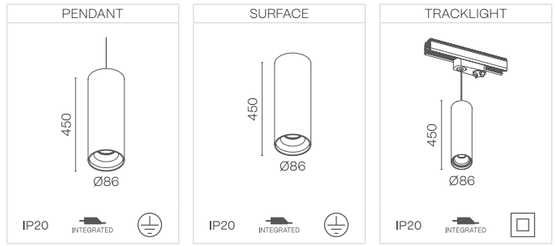

H175

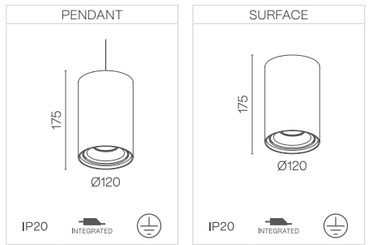

ON DEMAND OPTIONS

Special finishes

Wireless control options

CUBE TUBE

POWER STANDARD

		H185	H250	H350	H450
	250 mA	8 W 1358 – 1380 – 1445 lm	8 W 1358 – 1380 – 1445 lm	8 W 1358 – 1380 – 1445 lm	8 W 1358 – 1380 – 1445 lm
24°	2700 K	312EB 132	312EE 132	312EH 132	312EJ 142
	3000 K	312EB 133	312EE 133	312EH 133	312EJ 133
	4000 K	312EB 135	312EE 135	312EH 135	312EJ 135
40°	2700 K	312EB 152	312EE 152	312EH 152	312EJ 152
	3000 K	312EB 153	312EE 153	312EH 153	312EJ 153
	4000 K	312EB 155	312EE 155	312EH 155	312EJ 155
60°	2700 K	312EB 172	312EE 172	312EH 172	312EJ 172
	3000 K	312EB 173	312EE 173	312EH 173	312EJ 173
	4000 K	312EB 175	312EE 175	312EH 175	312EJ 175

POWER STANDARD

		H175
	500 mA	16 W 2720 – 2767 – 2888 lm
24°	2700 K	313EB 132
	3000 K	313EB 133
	4000 K	313EB 135
40°	2700 K	313EB 152
	3000 K	313EB 153
	4000 K	313EB 155
60°	2700 K	313EB 172
	3000 K	313EB 173
	4000 K	313EB 175

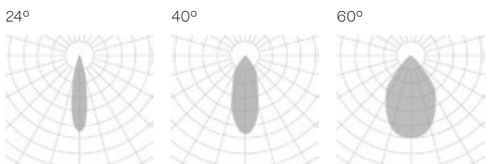

The data shown corresponds to raw values.

INSTALLATION
1 · Pendant
3 · Surface
9 · Tracklight

FINISH
B · Black
W · White
G · Black – white
H · White – black

DIMM OPTIONS
O · On-Off
D · Dali
P · Push

Down light

H191

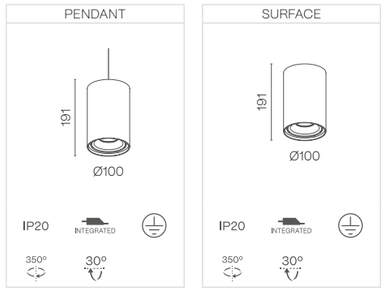

H250

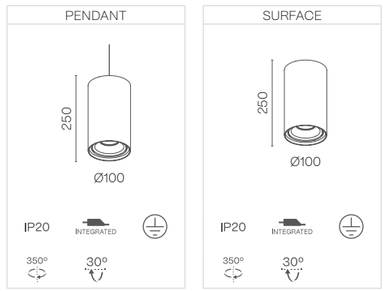

H350

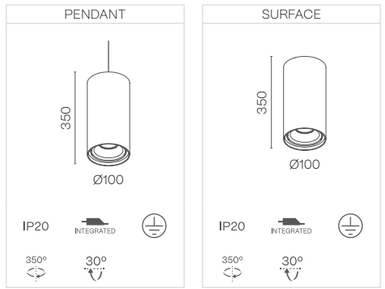

H450

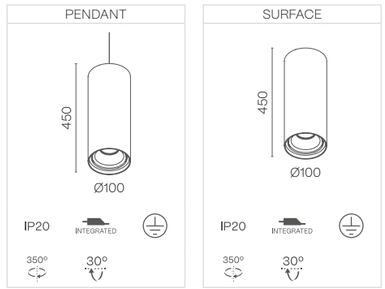

H165

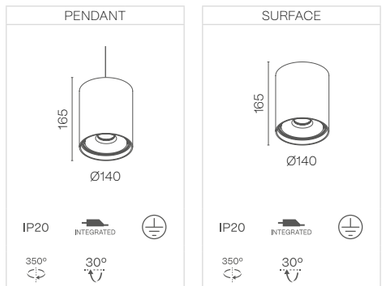

ON DEMAND OPTIONS

Special finishes

Wireless control options

CUBE TUBE MOVE

POWER STANDARD

		H191	H250	H350	H450
	12 W 350 mA	1784 - 1820 - 1866 lm	1784 - 1820 - 1866 lm	1784 - 1820 - 1866 lm	1784 - 1820 - 1866 lm
24°	2700 K	314EB 132	314EE 132	314EH 132	314EJ 132
	3000 K	314EB 133	314EE 133	314EH 133	314EJ 133
	4000 K	314EB 135	314EE 135	314EH 135	314EJ 135
40°	2700 K	314EB 152	314EE 152	314EH 152	314EJ 152
	3000 K	314EB 153	314EE 153	314EH 153	314EJ 153
	4000 K	314EB 155	314EE 155	314EH 155	314EJ 155
60°	2700 K	314EB 172	314EE 172	314EH 172	314EJ 172
	3000 K	314EB 173	314EE 173	314EH 173	314EJ 173
	4000 K	314EB 175	314EE 175	314EH 175	314EJ 175

POWER STANDARD

		H165
	16 W 500 mA	2720 - 2767 - 2888 lm
24°	2700 K	315EB 132
	3000 K	315EB 133
	4000 K	315EB 135
40°	2700 K	315EB 152
	3000 K	315EB 153
	4000 K	315EB 155
60°	2700 K	315EB 172
	3000 K	315EB 173
	4000 K	315EB 175

24°

40°



60°



The data shown corresponds to raw values.

INSTALLATION
1 · Pendant
3 · Surface

FINISH
B · Black
W · White
G · Black - white
H · White - black

DIMM OPTIONS
O · On-Off
D · Dali
P · Push

Down light

LUK FAMILY





ALUMINIUM
PC

CRI
≥90

IK06

LIFE
50000H

DIM
OPTIONAL

INDOOR

220–240 V
50–60 Hz

CE

LUK CRUSADER

Ø120

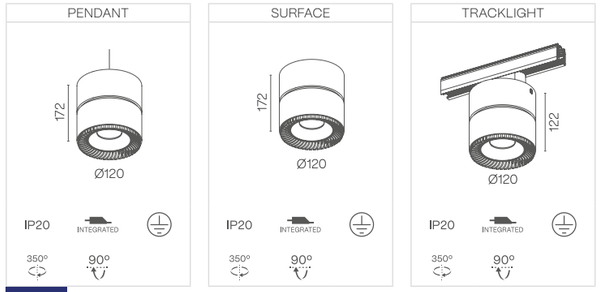

NEW

POWER STANDARD

		Ø120	
	500 mA	18 W 2273 - 2386 - 2410 lm	
24°	2700 K	330EB 132	
	3000 K	330EB 133	
	4000 K	330EB 135	
40°	2700 K	330EB 152	
	3000 K	330EB 153	
	4000 K	330EB 155	
60°	2700 K	330EB 172	
	3000 K	330EB 173	
	4000 K	330EB 175	

Rotation mechanism detail

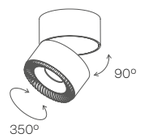

24°

40°



60°



The data shown corresponds to raw values.

Cut hole

Minimum height of the false ceiling

Luminaire not suitable to be covered with thermal insulating material

ON DEMAND OPTIONS

Wireless control options

Down light

INSTALLATION

1 · Pendant
3 · Surface
9 · Tracklight

FINISH

B · Black
W · White
H · White - black

DIMM OPTIONS

O · On-Off
D · Dali
P · Push

LUK HAWKEYE

HAWKEYE

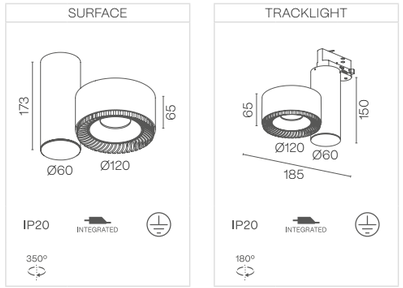

HAWKEYE DOUBLE

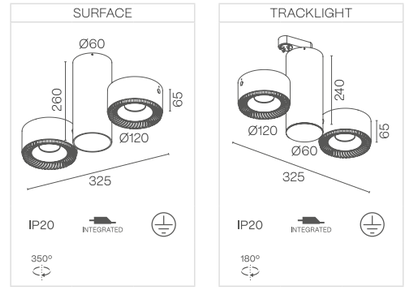

POWER STANDARD

		HAWKEYE	HAWKEYE DOUBLE
	500 mA	18 W 2273 - 2386 - 2410 lm	36 W 4546 - 4772 - 4820 lm
24°	2700 K	331EB 132	332EB 132
	3000 K	331EB 133	332EB 133
	4000 K	331EB 135	332EB 135
40°	2700 K	331EB 152	332EB 152
	3000 K	331EB 153	332EB 153
	4000 K	331EB 155	332EB 155
60°	2700 K	331EB 172	332EB 172
	3000 K	331EB 173	332EB 173
	4000 K	331EB 175	332EB 175

Rotation mechanism detail

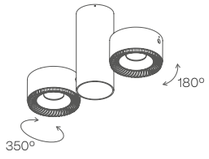

24°

40°



60°



The data shown corresponds to raw values.

Cut hole

Minimum height of the false ceiling

Luminaire not suitable to be covered with thermal insulating material

ON DEMAND OPTIONS

Wireless control options

Down light

INSTALLATION

3 · Surface
9 · Tracklight

FINISH

B · Black
W · White
H · White - black

DIMM OPTIONS

O · On-Off
D · Dali
P · Push

ORACLE



ALUMINIUM
PC

CRI
≥90

IK06

LIFE
50000H

DIM
OPTIONAL

INDOOR

220-240 V
50-60 Hz

Ø132

PENDANT

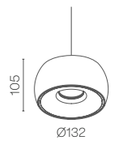

SURFACE

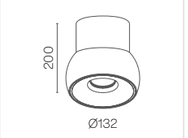

TRACKLIGHT

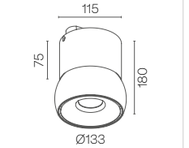

Rotation mechanism detail

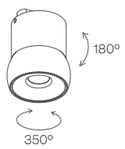

Cut hole

Minimum height of the false ceiling

Luminaire not suitable to be covered with thermal insulating material

ON DEMAND OPTIONS

Special finishes

Wireless control options

POWER STANDARD

		Ø132	
	500 mA	18 W 2273 - 2386 - 2410 lm	
24°	2700 K	354EB 132	
	3000 K	354EB 133	
	4000 K	354EB 135	
40°	2700 K	354EB 152	
	3000 K	354EB 153	
	4000 K	354EB 155	
60°	2700 K	354EB 172	
	3000 K	354EB 173	
	4000 K	354EB 175	

24°

40°



60°



The data shown corresponds to raw values.

INSTALLATION
- **1** · Pendant
- **3** · Surface
- **9** · Tracklight

FINISH
- **B** · Black
- **W** · White
- **G** · Black – white
- **H** · White – black

DIMM OPTIONS
- **O** · On-Off
- **D** · Dali
- **P** · Push

Down light

LENT FAMILY



ALUMINIUM
PC

CRI
≥90

IK06

LIFE
50000H

DIM
OPTIONAL

INDOOR

220-240 V
50-60 Hz

CE

LENT MODULAR – ROUND VERSION

1 LENS

PENDANT

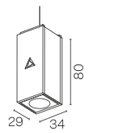

IP40 REMOTE

NEW

SURFACE

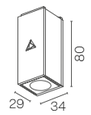

IP40 REMOTE

NEW

RECESSED WITH FRAME

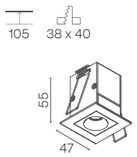

IP20 IP43 REMOTE

TRIMLESS

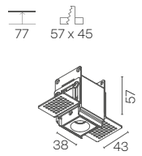

IP20 IP43 REMOTE

WALL SURFACE

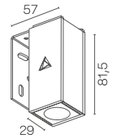

IP40 REMOTE

NEW

3 LENSES

PENDANT

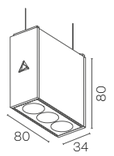

IP40 REMOTE

NEW

SURFACE

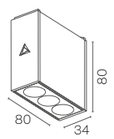

IP40 REMOTE

NEW

RECESSED WITH FRAME

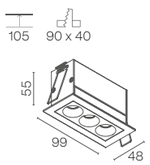

IP20 IP43 REMOTE

TRIMLESS

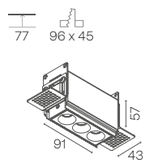

IP20 IP43 REMOTE

WALL SURFACE

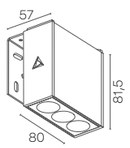

IP40 REMOTE

NEW

5 LENSES

PENDANT

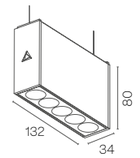

IP40 REMOTE

NEW

SURFACE

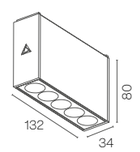

IP40 REMOTE

NEW

RECESSED WITH FRAME

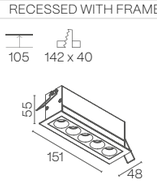

IP20 IP43 REMOTE

TRIMLESS

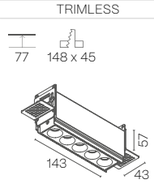

IP20 IP43 INTEGRATED

WALL SURFACE

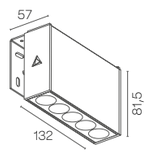

IP40 REMOTE

NEW

10 LENSES

PENDANT

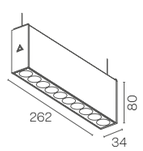

IP40 REMOTE

NEW

SURFACE

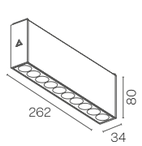

IP40 REMOTE

NEW

RECESSED WITH FRAME

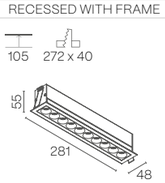

IP20 IP43 REMOTE

TRIMLESS

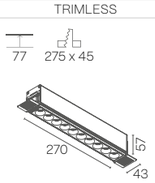

IP20 IP43 INTEGRATED

WALL SURFACE

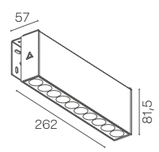

IP40 REMOTE

NEW

Cut hole

Minimum height of the false ceiling

Luminaire not suitable to be covered with thermal insulating material

ON DEMAND OPTIONS

Special finishes

Tracklight Installation

Wireless control options

Product length without cover kit
Length cover kit: 3 mm

LENT MODULAR – ROUND VERSION

POWER STANDARD

		1 LENS	3 LENSES	5 LENSES	10 LENSES
	700 mA	2 W 189 – 216 – 232 lm	6 W 566 – 647 – 697 lm	10 W 982 – 1079 – 1161 lm	20 W 1885 – 2158 – 2322 lm
20°	2700 K	324EB 132	324EH 132	324EL 132	324EV 132
	3000 K	324EB 133	324EH 133	324EL 133	324EV 133
	4000 K	324EB 135	324EH 135	324EL 135	324EV 135
40°	2700 K	324EB 152	324EH 152	324EL 152	324EV 152
	3000 K	324EB 153	324EH 153	324EL 153	324EV 153
	4000 K	324EB 155	324EH 155	324EL 155	324EV 155
60°	2700 K	324EB 172	324EH 172	324EL 172	324EV 172
	3000 K	324EB 173	324EH 173	324EL 173	324EV 173
	4000 K	324EB 175	324EH 175	324EL 175	324EV 175

20°



40°



60°



Round version

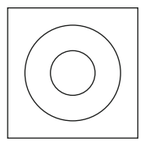

The data shown corresponds to raw values.

INSTALLATION
- **1** · Pendant
- **3** · Surface
- **5** · Recessed with frame
- **6** · Trimless
- **7** · Wall surface

FINISH
- **B** · Black
- **W** · White
- **G** · Black – white
- **H** · White – black

DIMM OPTIONS
- **O** · On-Off
- **D** · Dali
- **P** · Push

Down light

LENT MODULAR – SQUARE VERSION

1 LENS

PENDANT

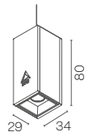

IP40 REMOTE

NEW

SURFACE

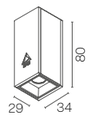

IP40 REMOTE

NEW

RECESSED WITH FRAME

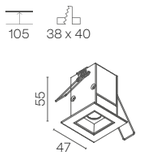

IP20 IP43 REMOTE

TRIMLESS

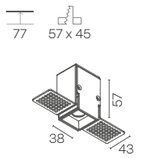

IP20 IP43 REMOTE

WALL SURFACE

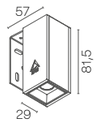

IP40 REMOTE

NEW

3 LENSES

PENDANT

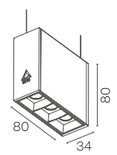

IP40 REMOTE

NEW

SURFACE

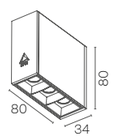

IP40 REMOTE

NEW

RECESSED WITH FRAME

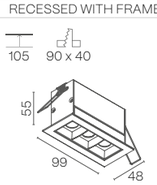

IP20 IP43 REMOTE

TRIMLESS

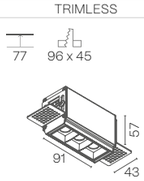

IP20 IP43 REMOTE

WALL SURFACE

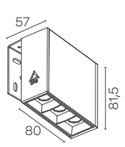

IP40 REMOTE

NEW

5 LENSES

PENDANT

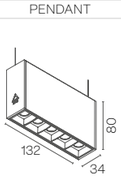

IP40 REMOTE

NEW

SURFACE

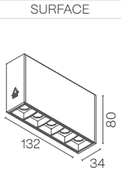

IP40 REMOTE

NEW

RECESSED WITH FRAME

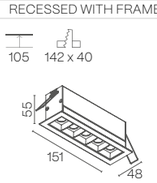

IP20 IP43 REMOTE

TRIMLESS

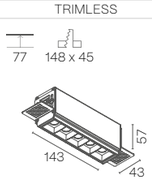

IP20 IP43 INTEGRATED

WALL SURFACE

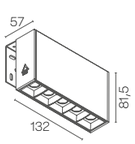

IP40 REMOTE

NEW

10 LENSES

PENDANT

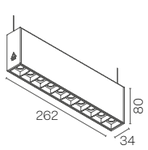

IP40 REMOTE

NEW

SURFACE

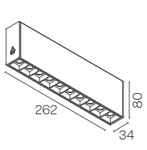

IP40 REMOTE

NEW

RECESSED WITH FRAME

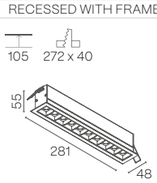

IP20 IP43 REMOTE

TRIMLESS

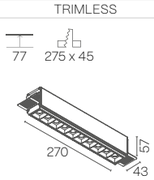

IP20 IP43 INTEGRATED

WALL SURFACE

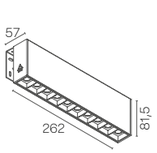

IP40 REMOTE

NEW

Cut hole

Minimum height of the false ceiling

Luminaire not suitable to be covered with thermal insulating material

ON DEMAND OPTIONS

Special finishes

Tracklight Installation

Wireless control options

Product length without cover kit
Length cover kit: 3 mm

LENT MODULAR – SQUARE VERSION

POWER STANDARD

		1 LENS	3 LENSES	5 LENSES	10 LENSES
	700 mA	2 W 189 – 216 – 232 lm	6 W 566 – 647 – 697 lm	10 W 982 – 1079 – 1161 lm	20 W 1885 – 2158 – 2322 lm
20°	2700 K	325EB 132	325EH 132	325EL 132	325EV 132
	3000 K	325EB 133	325EH 133	325EL 133	325EV 133
	4000 K	325EB 135	325EH 135	325EL 135	325EV 135
40°	2700 K	325EB 152	325EH 152	325EL 152	325EV 152
	3000 K	325EB 153	325EH 153	325EL 153	325EV 153
	4000 K	325EB 155	325EH 155	325EL 155	325EV 155
60°	2700 K	325EB 172	325EH 172	325EL 172	325EV 172
	3000 K	325EB 173	325EH 173	325EL 173	325EV 173
	4000 K	325EB 175	325EH 175	325EL 175	325EV 175

20°



40°



60°



Square version

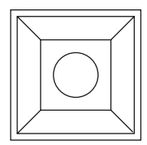

The data shown corresponds to raw values.

INSTALLATION
- **1** · Pendant
- **3** · Surface
- **5** · Recessed with frame
- **6** · Trimless
- **7** · Wall surface

FINISH
- **B** · Black
- **W** · White
- **G** · Black – white
- **H** · White – black

DIMM OPTIONS
- **O** · On-Off
- **D** · Dali
- **P** · Push

Down light

LENT MOTION – ROUND VERSION

3 LENSES

RECESSED WITH FRAME

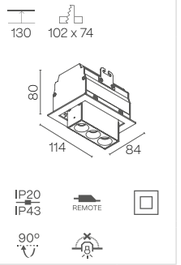

5 LENSES

RECESSED WITH FRAME

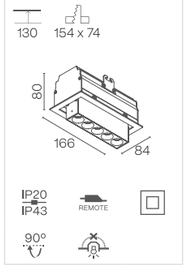

10 LENSES

RECESSED WITH FRAME

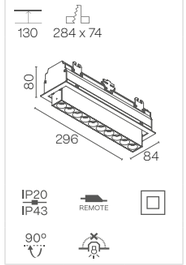

POWER STANDARD

		3 LENSES	5 LENSES	10 LENSES
	700 mA	6 W 566 – 647 – 697 lm	10 W 982 – 1079 – 1161 lm	20 W 1885 – 2158 – 2322 lm
40°	2700 K	326EH5 ▪ 132 ●	326EL5 ▪ 132 ●	326EV5 ▪ 132 ●
	3000 K	326EH5 ▪ 133 ●	326EL5 ▪ 133 ●	326EV5 ▪ 133 ●
	4000 K	326EH5 ▪ 135 ●	326EL5 ▪ 135 ●	326EV5 ▪ 135 ●
	2700 K	326EH5 ▪ 152 ●	326EL5 ▪ 152 ●	326EV5 ▪ 152 ●
	3000 K	326EH5 ▪ 153 ●	326EL5 ▪ 153 ●	326EV5 ▪ 153 ●
	4000 K	326EH5 ▪ 155 ●	326EL5 ▪ 155 ●	326EV5 ▪ 155 ●
60°	2700 K	326EH5 ▪ 172 ●	326EL5 ▪ 172 ●	326EV5 ▪ 172 ●
	3000 K	326EH5 ▪ 173 ●	326EL5 ▪ 173 ●	326EV5 ▪ 173 ●
	4000 K	326EH5 ▪ 175 ●	326EL5 ▪ 175 ●	326EV5 ▪ 175 ●

20° 40° 60°



Round version

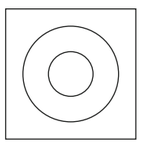

The data shown corresponds to raw values.

FINISH
B · Black
W · White
G · Black – white
H · White – black

DIMM OPTIONS
O · On-Off
D · Dali
P · Push

Cut hole
Minimum height of the false ceiling
Luminaire not suitable to be covered with thermal insulating material

ON DEMAND OPTIONS
Special finishes
Wireless control options

Down light

LENT MOTION – SQUARE VERSION

3 LENSES

RECESSED WITH FRAME

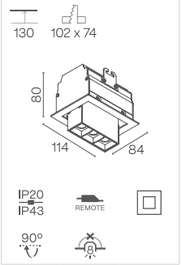

5 LENSES

RECESSED WITH FRAME

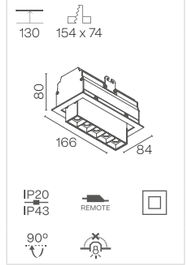

10 LENSES

RECESSED WITH FRAME

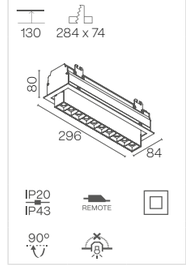

POWER STANDARD

		3 LENSES	5 LENSES	10 LENSES
	700 mA	6 W 566 – 647 – 697 lm	10 W 982 – 1079 – 1161 lm	20 W 1885 – 2158 – 2322 lm
40°	2700 K	327EH5 ▪ 132 ●	327EL5 ▪ 132 ●	327EV5 ▪ 132 ●
	3000 K	327EH5 ▪ 133 ●	327EL5 ▪ 133 ●	327EV5 ▪ 133 ●
	4000 K	327EH5 ▪ 135 ●	327EL5 ▪ 135 ●	327EV5 ▪ 135 ●
	2700 K	327EH5 ▪ 152 ●	327EL5 ▪ 152 ●	327EV5 ▪ 152 ●
	3000 K	327EH5 ▪ 153 ●	327EL5 ▪ 153 ●	327EV5 ▪ 153 ●
	4000 K	327EH5 ▪ 155 ●	327EL5 ▪ 155 ●	327EV5 ▪ 155 ●
60°	2700 K	327EH5 ▪ 172 ●	327EL5 ▪ 172 ●	327EV5 ▪ 172 ●
	3000 K	327EH5 ▪ 173 ●	327EL5 ▪ 173 ●	327EV5 ▪ 173 ●
	4000 K	327EH5 ▪ 175 ●	327EL5 ▪ 175 ●	327EV5 ▪ 175 ●

20° 40° 60°



Square version

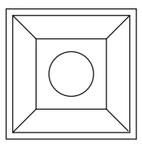

The data shown corresponds to raw values.

FINISH
B · Black
W · White
G · Black – white
H · White – black

DIMM OPTIONS
O · On-Off
D · Dali
P · Push

Cut hole
Minimum height of the false ceiling
Luminaire not suitable to be covered with thermal insulating material

ON DEMAND OPTIONS
Special finishes
Wireless control options

Down light

ASTRA



ALUMINIUM PC | CRI ≥90 | IK06 | LIFE 50000H | DIM OPTIONAL | REMOTE | INDOOR | 220-240 V 50-60 Hz | IP20 IP23

NEW

Ø12

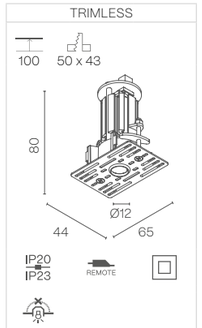

Ø22

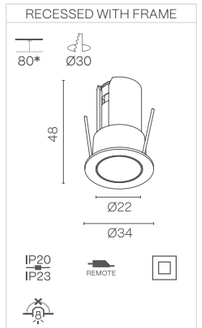

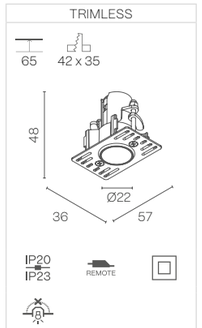

Ø30

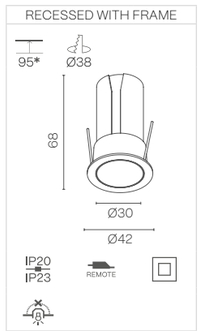

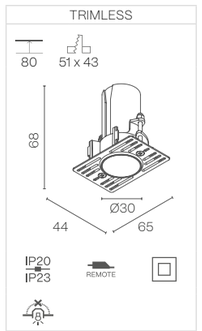

*** 115 mm** when dimmable

Cut hole

Minimum height of the false ceiling

Luminaire not suitable to be covered with thermal insulating material

ON DEMAND OPTIONS

Special finishes

Wireless control options

POWER STANDARD

		Ø12	Ø22	Ø30
	700 mA	700 mA 3 W 251 - 296 - 319 lm	700 mA 3 W 264 - 278 - 328 lm	300 mA 5 W 710 - 736 - 751 lm
20°	2700 K	-	302EE 132	302EH 132
	3000 K	-	302EE 133	302EH 133
	4000 K	-	302EE 135	302EH 135
30°	2700 K	302EE6 132	-	302EH 132
	3000 K	302EE6 133	-	302EH 133
	4000 K	302EE6 135	-	302EH 135
50°	2700 K	302EB6 162	302EE 162	302EH 162
	3000 K	302EB6 163	302EE 163	302EH 163
	4000 K	302EB6 165	302EE 165	302EH 165

		Ø12
	700 mA	3 W 140 - 147 - 155 lm
10°	2700 K	302EB6 112
	3000 K	302EB6 113
	4000 K	302EB6 115

		Ø12
	700 mA	3 W 249 - 262 - 275 lm
Asymmetric	2700 K	302EB6 182
	3000 K	302EB6 183
	4000 K	302EB6 185

10°

20°

30°



50°



The data shown corresponds to raw values.

Down light

INSTALLATION
5 · Recessed with frame
6 · Trimless

FINISH
B · Black
W · White

DIMM OPTIONS
O · On-Off
D · Dali
P · Push
V · 1.10

VIO FAMILY



ALUMINIUM PC | CRI ≥90 | IK06 | LIFE 50000H | DIM OPTIONAL | INDOOR | 220-240 V 50-60 Hz | REMOTE

FRAMES

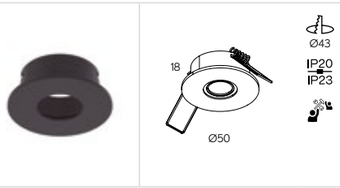

VIO 370

NEW

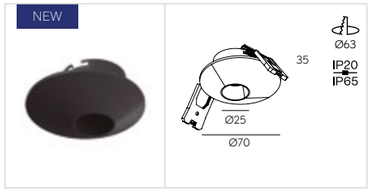

VIO ASYMETRIC 371

NEW

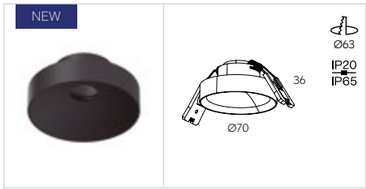

VIO COMPACT 372



VIO DEEP 373

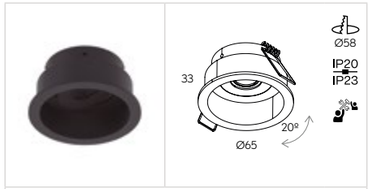

VIO DEEP MOVE 374



VIO DOME 375



VIO DOME MOVE 376



VIO MOVE 378

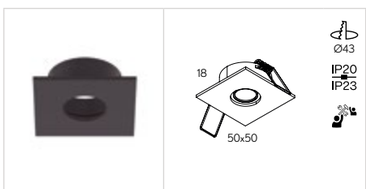

VIO SQ 379

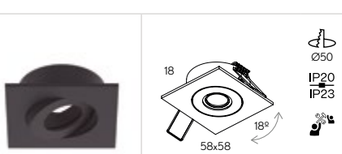

VIO SQUARE MOVE 380

IP65 on demand

VIO LED

POWER STANDARD

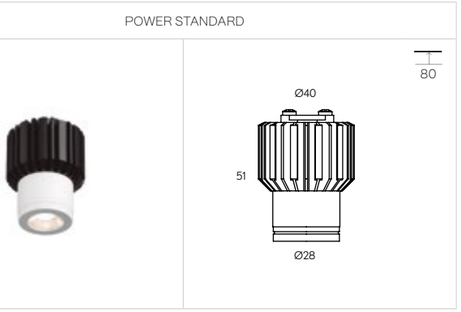

POWER HIGH

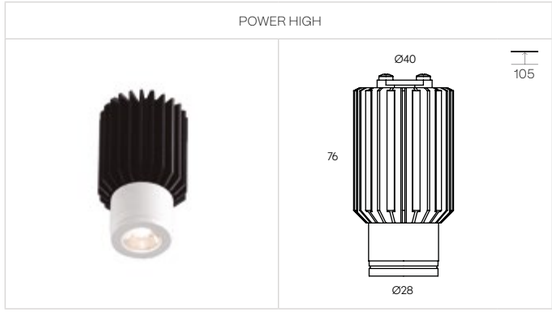

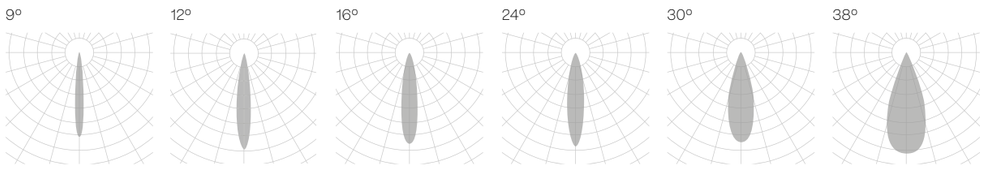

TECHNICAL DATA



	250 mA	3 W 355 - 395 - 411 lm	3 W 355 - 395 - 411 lm	3 W 355 - 395 - 411 lm	3 W 355 - 395 - 411 lm	3 W 355 - 395 - 411 lm
POWER STANDARD	2700 K	370EB5 1 2	371EB5 1 2	372EB5 1 2	373EB5 1 2	374EB5 1 2
	3000 K	370EB5 1 3	371EB5 1 3	372EB5 1 3	373EB5 1 3	374EB5 1 3
	4000 K	370EB5 1 5	371EB5 1 5	372EB5 1 5	373EB5 1 5	374EB5 1 5

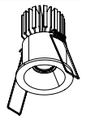

	250 mA	3 W 355 - 395 - 411 lm	3 W 355 - 395 - 411 lm	3 W 355 - 395 - 411 lm	3 W 355 - 395 - 411 lm	3 W 355 - 395 - 411 lm
POWER STANDARD	2700 K	375EB5 1 2	376EB5 1 2	378EB5 1 2	379EB5 1 2	380EB5 1 2
	3000 K	375EB5 1 3	376EB5 1 3	378EB5 1 3	379EB5 1 3	380EB5 1 3
	4000 K	375EB5 1 5	376EB5 1 5	378EB5 1 5	379EB5 1 5	380EB5 1 5

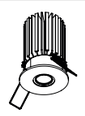

	600 mA	7 W 669 - 722 - 774 lm	7 W 669 - 722 - 774 lm	7 W 669 - 722 - 774 lm	7 W 669 - 722 - 774 lm	7 W 669 - 722 - 774 lm
POWER HIGH	2700 K	375EB5 3 2	376EB5 3 2	378EB5 3 2	379EB5 3 2	380EB5 3 2
	3000 K	375EB5 3 3	376EB5 3 3	378EB5 3 3	379EB5 3 3	380EB5 3 3
	4000 K	375EB5 3 5	376EB5 3 5	378EB5 3 5	379EB5 3 5	380EB5 3 5

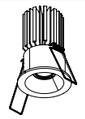

	600 mA	7 W 669 - 722 - 774 lm	7 W 669 - 722 - 774 lm	7 W 669 - 722 - 774 lm	7 W 669 - 722 - 774 lm	7 W 669 - 722 - 774 lm
POWER HIGH	2700 K	375EB5 3 2	376EB5 3 2	378EB5 3 2	379EB5 3 2	380EB5 3 2
	3000 K	375EB5 3 3	376EB5 3 3	378EB5 3 3	379EB5 3 3	380EB5 3 3
	4000 K	375EB5 3 5	376EB5 3 5	378EB5 3 5	379EB5 3 5	380EB5 3 5

	DRVL VIO DRIVERS	
POWER STANDARD	2 - 3 VIO	DRVL.01.ST
	4 - 9 VIO	DRVL.02.ST
	10 - 15 VIO	DRVL.03.ST

	DRVL VIO DRIVERS	
POWER HIGH	1 - 3 VIO	DRVL.01.HI
	4 - 8 VIO	DRVL.02.HI
	-	-

The dimmable driver dimensions are larger than the cut-out hole. Dimming options require the combination of a minimum of two luminaires. The "DRVL.ST" dimming options require the combination of a minimum of two luminaires.

The data shown corresponds to raw values.

FINISH
- **B** · Black
- **W** · White

OPTIC OPTIONS FOR STANDARD
- **1** · 9º
- **2** · 12º
- **4** · 30º

OPTIC OPTIONS FOR HIGH
- **4** · 16º
- **3** · 24º
- **5** · 38º

DIMM OPTIONS
- **D** · Dali
- **P** · Push
- **V** · 1.10v

ON DEMAND OPTIONS
- Special finishes
- Wireless control options

Down light

SASSY FAMILY



ALUMINIUM PC | CRI ≥90 | IK06 | LIFE 50000H

DIM OPTIONAL | INDOOR | 220-240 V 50-60 Hz | CE

SASSY ROUND – SMALL DIMENSION

SASSY ROUND RING PARTS

WHITE FINISH RING	BLACK FINISH RING	CHROME FINISH RING	SKETCH
			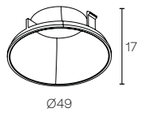
360			

RECESSED WITH FRAME



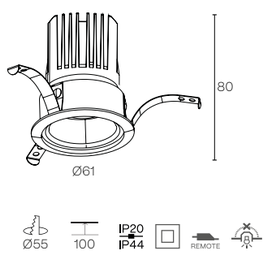

TRIMLESS



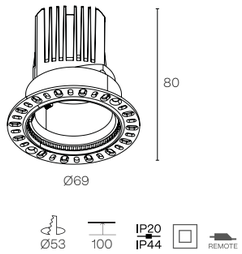

SASSY 8º: IP20/20

ACCESORIES

OVAL FLOOD LENS	REFERENCE
	ACC410002.OV.00.03X60
	ACC410002.OV.00.10X60
	ACC410002.OV.00.10X40
	ACC410002.OV.00.15X60

FLOOD LENS	REFERENCE
	ACC410002.00.ZSX1.3
	ACC410002.00.ZSX1.5
	ACC410002.00.ZSX2
	ACC410002.00.ZSX3

HONEYCOMB

ACC410002.HC

For best performance, optic lenses are only recommended with the smallest beam angle .15.

Select 3 components to form your final luminarie: Sassy + Sassy LED + Ring part.

Cut hole
Minimum height of the false ceiling
Luminaire not suitable to be covered with thermal insulating material

ON DEMAND OPTIONS

Wireless control options

TECHNICAL DATA

POWER STANDARD

		1300 mA 3 W	**.00 SASSY ROUND + ROUND RING**	
8º	2700 K	300 lm	360EA 112	
	3000 K	315 lm	360EA 113	
	4000 K	372 lm	360EA 115	

		200 mA 7 W	**.00 SASSY ROUND + ROUND RING**	
20º – 36º	2700 K	1000 lm	360EA 1 2	
	3000 K	1013 lm	360EA 1 3	
	4000 K	1059 lm	360EA 1 5	

8º 20º 36º



The data shown corresponds to raw values.

SASSY ROUND + MODEL 1

BLACK BASE COLOR + FINISH RING
B · Black + black
G · Black + white
J · Black + chrome

WHITE BASE COLOR + FINISH RING
H · White + black
W · White + white
I · White + chrome

INSTALLATION
5 · Recessed with frame
6 · Trimless

DIMM OPTIONS
O · On-Off
D · Dali
P · Push
V · 1.10v
F · Phase cut

BEAM ANGLE
2 · 8º
4 · 20º
5 · 36º

SASSY ROUND – BIG DIMENSION

SASSY ROUND RING PARTS

WHITE FINISH RING	BLACK FINISH RING	CHROME FINISH RING	MAT SILVER FINISH RING	GRAFITE FINISH RING	SKETCH
					
360					

OTHER SASSY RING PARTS – Available only in white-white or black-white finish

SASSY SNOOT RING	SKETCH	SASSY OVAL HOLE RING	SKETCH	SASSY ROUND HOLE RING	SKETCH
					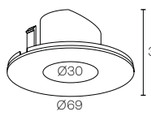
362		**363**		**364**	

RECESSED WITH FRAME



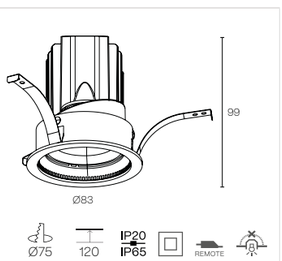

TRIMLESS



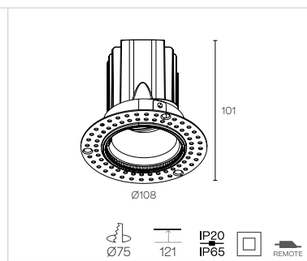

SASSY 8°: IP20/44

ACCESORIES

OVAL FLOOD LENS	REFERENCE
	ACC410002.OV.03X60
	ACC410002.OV.10X60
	ACC410002.OV.10X40
	ACC410002.OV.15X60

FLOOD LENS	REFERENCE
	ACC410002.ZSX1.3
	ACC410002.ZSX1.5
	ACC410002.ZSX2
	ACC410002.ZSX3

HONEYCOMB

ACC410002.HC

Only compatible with ring part ACC410002.RR.
For best performance, optic lenses are only recommended with the smallest beam angle .15.

Cut hole
Minimum height of the false ceiling
Luminaire not suitable to be covered with thermal insulating material

ON DEMAND OPTIONS

Wireless control options

TECHNICAL DATA

POWER STANDARD

			.01 SASSY ROUND + ROUND RING	.01 SASSY ROUND + SASSY SNOOT RING	.01 SASSY ROUND + SASSY OVAL HOLE RING	.01 SASSY ROUND + SASSY ROUND HOLE RING
POWER STANDARD	2700 K	250 mA 8 W 1325 lm	360EB 1 2	362EB 1 2	363EB 1 2	364EB 1 2
	3000 K	250 mA 8 W 1342 lm	360EB 1 3	362EB 1 3	363EB 1 3	364EB 1 3
	4000 K	250 mA 8 W 1405 lm	360EB 1 5	362EB 1 5	363EB 1 5	364EB 1 5
	D.WHITE	250 mA 10 W 880 – 3 lm	360EB 1 7	362EB 1 7	363EB 1 7	364EB 1 7
POWER MEDIUM	2700 K	350 mA 12 W 1749 lm	360EB 2 2	362EB 2 2	363EB 2 2	364EB 2 2
	3000 K	350 mA 12 W 1773 lm	360EB 2 3	362EB 2 3	363EB 2 3	364EB 2 3
	4000 K	350 mA 12 W 1856 lm	360EB 2 5	362EB 2 5	363EB 2 5	364EB 2 5
	D.WHITE	-	360EB 2 7	362EB 2 7	363EB 2 7	364EB 2 7
POWER HIGH	2700 K	500 mA 18 W 2423 lm	360EB 3 2	362EB 3 2	363EB 3 2	364EB 3 2
	3000 K	500 mA 18 W 2463 lm	360EB 3 3	362EB 3 3	363EB 3 3	364EB 3 3
	4000 K	500 mA 18 W 2579 lm	360EB 3 5	362EB 3 5	363EB 3 5	364EB 3 5
	D.WHITE	-	360EB 3 7	362EB 3 7	363EB 3 7	364EB 3 7

		700 mA 8 W	.01 SASSY ROUND + ROUND RING	.01 SASSY ROUND + SASSY SNOOT RING	.01 SASSY ROUND + SASSY OVAL HOLE RING	.01 SASSY ROUND + SASSY ROUND HOLE RING
80	2700 K	606 lm	360EB 112	362EB 112	363EB 112	364EB 112
	3000 K	652 lm	360EB 113	362EB 113	363EB 113	364EB 113
	4000 K	661 lm	360EB 115	362EB 115	363EB 115	364EB 115



The data shown corresponds to raw values.
If the symbols use identical lettering, the desired color must be specified at a later stage.

SASSY ROUND – ROUND RING

BLACK BASE COLOR + FINISH RING
- **B** · Black + black
- **G** · Black + white
- **J** · Black + chrome
- **J** · Black + grafite
- **J** · Black + mat Silver

WHITE BASE COLOR + FINISH RING
- **H** · White + black
- **W** · White + white
- **I** · White + chrome
- **I** · White + grafite
- **I** · White + mat Silver

INSTALLATION
- **5** · Recessed with frame
- **6** · Trimless

DIMM OPTIONS
- **O** · On-Off
- **D** · Dali
- **P** · Push
- **V** · 1.10v
- **F** · Phase cut

BEAM ANGLE
- **2** · 15°
- **4** · 26°
- **5** · 38°
- **7** · 60°

SASSY ROUND – OTHER RINGS

BLACK BASE COLOR + FINISH RING
- **B** · Black + white

WHITE BASE COLOR + FINISH RING
- **W** · White + white

SASSY SQUARE

SASSY SQUARE RING PARTS

WHITE FINISH RING	BLACK FINISH RING	CHROME FINISH RING	MAT SILVER FINISH RING	GRAFITE FINISH RING	SKETCH
					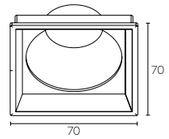
361					

RECESSED WITH FRAME



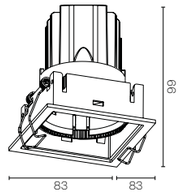

80 x 80 · 120 · IP20 IP65 · REMOTE

TRIMLESS



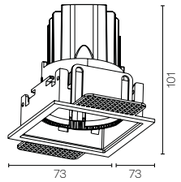

75 x 75 · 121 · IP20 IP65 · REMOTE

ACCESORIES

OVAL FLOOD LENS	REFERENCE
	ACC410002.OV.03X60
	ACC410002.OV.10X60
	ACC410002.OV.10X40
	ACC410002.OV.15X60

FLOOD LENS	REFERENCE
	ACC410002.ZSX1.3
	ACC410002.ZSX1.5
	ACC410002.ZSX2
	ACC410002.ZSX3

HONEYCOMB

ACC410002.HC

For best performance, optic lenses are only recommended with the smallest beam angle .15.

Cut hole
Minimum height of the false ceiling
Luminaire not suitable to be covered with thermal insulating material

ON DEMAND OPTIONS

Wireless control options

TECHNICAL DATA

POWER STANDARD

			.01 SASSY SQUARE + SQUARE RING	
POWER STANDARD	2700 K	250 mA 8 W 1325 lm	361EB 1 2	
	3000 K	250 mA 8 W 1342 lm	361EB 1 3	
	4000 K	250 mA 8 W 1405 lm	361EB 1 5	
	D.WHITE	250 mA 10 W 880 - 3 lm	361EB 1 7	
POWER MEDIUM	2700 K	350 mA 12 W 1749 lm	361EB 2 2	
	3000 K	350 mA 12 W 1773 lm	361EB 2 3	
	4000 K	350 mA 12 W 1856 lm	361EB 2 5	
	D.WHITE	-	361EB 2 7	
POWER HIGH	2700 K	500 mA 18 W 2423 lm	361EB 3 2	
	3000 K	500 mA 18 W 2463 lm	361EB 3 3	
	4000 K	500 mA 18 W 2579 lm	361EB 3 5	
	D.WHITE	-	361EB 3 7	

		700 mA 8 W	.01 SASSY SQUARE + SQUARE RING	
80	2700 K	606 lm	361EB 112	
	3000 K	652 lm	361EB 113	
	4000 K	661 lm	361EB 115	



The data shown corresponds to raw values.
If the symbols use identical lettering, the desired color must be specified at a later stage.

SASSY SQUARE + MODEL 1

BLACK BASE COLOR + FINISH RING
- **B** · Black + black
- **G** · Black + white
- **J** · Black + chrome
- **J** · Black + grafite
- **J** · Black + mat Silver

WHITE BASE COLOR + FINISH RING
- **H** · White + black
- **W** · White + white
- **I** · White + chrome
- **I** · White + grafite
- **I** · White + mat Silver

INSTALLATION
- **5** · Recessed with frame
- **6** · Trimless

DIMM OPTIONS
- **O** · On-Off
- **D** · Dali
- **P** · Push
- **V** · 1.10v
- **F** · Phase cut

BEAM ANGLE
- **1** · 8º
- **2** · 15º
- **4** · 26º
- **5** · 38º
- **7** · 60º

ROY



ALUMINIUM
PC

CRI
≥90

IK06

LIFE
50000H

DIM
OPTIONAL

INDOOR

220-240 V
50-60 Hz

CE

Ø95

RECESSED WITH FRAME

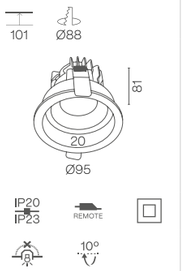

Cut hole

Minimum height of the false ceiling

Luminaire not suitable to be covered with thermal insulating material

ON DEMAND OPTIONS

Special finishes

Wireless control options

POWER STANDARD

		Ø95	
	300 mA	10 W 1496 - 1521 - 1592 lm	
18°	2700 K	359EB5 132	
	3000 K	359EB5 133	
	4000 K	359EB5 135	
25°	2700 K	359EB5 142	
	3000 K	359EB5 143	
	4000 K	359EB5 145	
38°	2700 K	359EB5 152	
	3000 K	359EB5 153	
	4000 K	359EB5 155	
60°	2700 K	359EB5 172	
	3000 K	359EB5 173	
	4000 K	359EB5 175	

18°

25°



38°



60°



The data shown corresponds to raw values.

Down light

FINISH

B · Black
W · White

DIMM OPTIONS

O · On-Off
D · Dali
P · Push

CAN REVIEW FAMILY





ALUMINIUM PC · CRI ≥90 · IK06 · LIFE 50000H · DIM OPTIONAL · REMOTE · INDOOR · 220-240 V 50-60 Hz · CE

CAN REVIEW

Ø110

RECESSED WITH FRAME

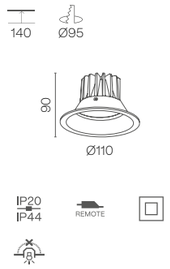

Ø160

RECESSED WITH FRAME

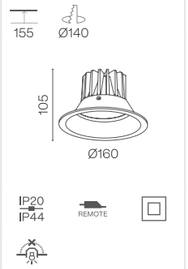

Ø190

RECESSED WITH FRAME

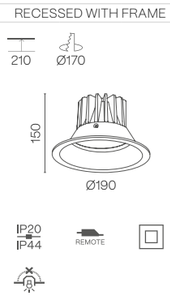

Ø230

RECESSED WITH FRAME

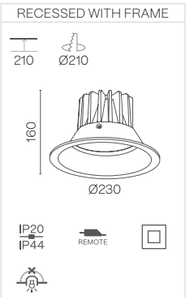

Ø280

RECESSED WITH FRAME

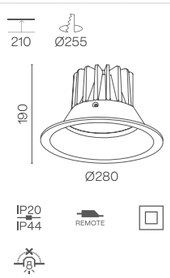

Cut hole

Minimum height of the false ceiling

Luminaire not suitable to be covered with thermal insulating material

ON DEMAND OPTIONS

Special finishes

Wireless control options

CAN REVIEW

POWER STANDARD

		Ø110	Ø160	Ø190	Ø230	Ø280
		500 mA 8,5 W 1063 - 1094 - 1134 lm	500 mA 17,4 W 2081 - 2176 - 2305 lm	750 mA 26 W 3202 - 3325 - 3491 lm	1000 mA 35 W 4199 - 4390 - 4644 lm	1200 mA 46 W 4979 - 5170 - 5424 lm
40°	2700 K	308EB5 152	308EE5 152	308EH5 152	308EJ5 152	308EL5 152
	3000 K	308EB5 153	308EE5 153	308EH5 153	308EJ5 153	308EL5 153
	4000 K	308EB5 155	308EE5 155	308EH5 155	308EJ5 155	308EL5 155
60°	2700 K	308EB5 172	308EE5 172	308EH5 172	308EJ5 172	308EL5 172
	3000 K	308EB5 173	308EE5 173	308EH5 173	308EJ5 173	308EL5 173
	4000 K	308EB5 175	308EE5 175	308EH5 175	308EJ5 175	308EL5 175

40°



60°



The data shown corresponds to raw values.

FINISH
- **B** · Black
- **W** · White

DIMM OPTIONS
- **O** · On-Off
- **D** · Dali
- **P** · Push

Down light

CAN REVIEW IP65

Ø90

RECESSED WITH FRAME

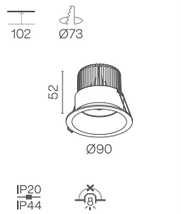

Ø109

RECESSED WITH FRAME

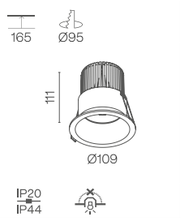

Cut hole

Minimum height of the false ceiling

Luminaire not suitable to be covered with thermal insulating material

ON DEMAND OPTIONS

Special finishes

Wireless control options

CAN REVIEW IP65

POWER STANDARD

		Ø90	Ø109
		500 mA 10 W 723 - 756 - 828 lm	500 mA 15 W 1084 - 1135 - 1244 lm
9°	2700 K	365EB5 142	365EE5 142
	3000 K	365EB5 143	365EE5 143
	4000 K	365EB5 145	365EE5 145
40°	2700 K	365EB5 152	365EE5 152
	3000 K	365EB5 153	365EE5 153
	4000 K	365EB5 155	365EE5 155
60°	2700 K	365EB5 172	365EE5 172
	3000 K	365EB5 173	365EE5 173
	4000 K	365EB5 175	365EE5 175

9°

40°



60°



The data shown corresponds to raw values.

FINISH

B · Black
W · White

DIMM OPTIONS

O · On-Off
D · Dali
P · Push

Down light

ALDAIA FAMILY



ALUMINIUM PC · CRI ≥90 · IK06 · IP20 IP44 · LIFE 50000H · DIM OPTIONAL

REMOTE · INDOOR · 220-240 V 50-60 Hz · CE

ALDAIA

Ø103

RECESSED WITH FRAME

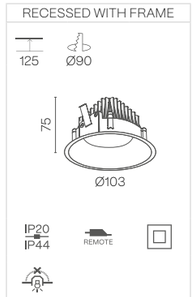

Ø145

RECESSED WITH FRAME

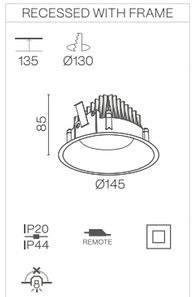

Ø200

RECESSED WITH FRAME

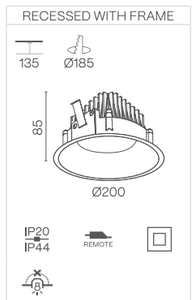

POWER STANDARD

		Ø103	Ø145	Ø200
		300 mA 11 W 1440 - 1560 - 1680 lm	500 mA 15 W 2000 - 2167 - 2333 lm	800 mA 34 W 4480 - 4853 - 5227 lm
Opal	2700 K	300EB5 112	300EE5 112	300EH5 112
	3000 K	300EB5 113	300EE5 113	300EH5 113
	4000 K	300EB5 115	300EE5 115	300EH5 115

Opal



The data shown corresponds to raw values.

Cut hole
Minimum height of the false ceiling
Luminaire not suitable to be covered with thermal insulating material
Down light

ON DEMAND OPTIONS
Special finishes
Wireless control options

FINISH
B · Black
W · White

DIMM OPTIONS
O · On-Off
D · Dali
P · Push
V · 1.10v

ALDAIA SQ

102x102

RECESSED WITH FRAME

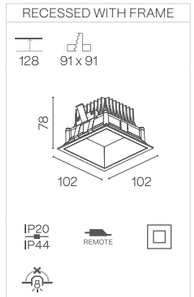

142x142

RECESSED WITH FRAME

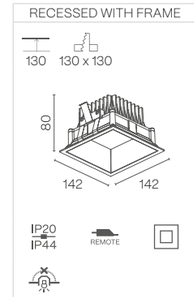

200x200

RECESSED WITH FRAME

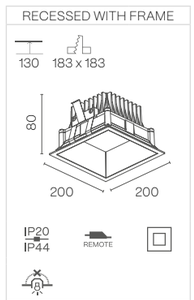

POWER STANDARD

		102 x 102	142 x 142	200 x 200
		300 mA 11 W 1440 - 1560 - 1680 lm	500 mA 15 W 2000 - 2167 - 2333 lm	800 mA 34 W 4480 - 4853 - 5227 lm
Opal	2700 K	301EB5 112	301EE5 112	301EH5 112
	3000 K	301EB5 113	301EE5 113	301EH5 113
	4000 K	301EB5 115	301EE5 115	301EH5 115

Opal



The data shown corresponds to raw values.

Cut hole
Minimum height of the false ceiling
Luminaire not suitable to be covered with thermal insulating material
Down light

ON DEMAND OPTIONS
Special finishes
Wireless control options

FINISH
B · Black
W · White

DIMM OPTIONS
O · On-Off
D · Dali
P · Push
V · 1.10v

VADI



ALUMINIUM
PC

CRI
≥90

IK06

LIFE
50000H

DIM
OPTIONAL

INDOOR

220-240 V
50-60 Hz

CE

Ø82

RECESSED WITH FRAME

130 Ø70

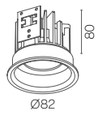

IP20
IP23
REMOTE

Ø124

RECESSED WITH FRAME

156 Ø114



IP20
IP23
REMOTE

Cut hole

Minimum height of the false ceiling

Luminaire not suitable to be covered with thermal insulating material

ON DEMAND OPTIONS

Wireless control options

POWER STANDARD

		Ø82	Ø124
		300 mA 10 W 1496 - 1521 - 1592 lm	500 mA 16 W 2798 - 2846 - 2970 lm
40°	2700 K	366EB5W152	366EE5W152
	3000 K	366EB5W153	366EE5W153
	4000 K	366EB5W155	366EE5W155
60°	2700 K	366EB5W172	366EE5W172
	3000 K	366EB5W173	366EE5W173
	4000 K	366EB5W175	366EE5W175

40° 60°

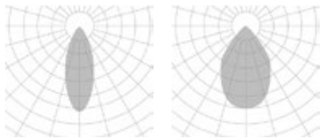

The data shown corresponds to raw values.
This product is only available in a white finish.

DIMM OPTIONS

O · On-Off
D · Dali
P · Push

Down light

KONI FAMILY





ALUMINIUM
PC

CRI
≥90

IK06

LIFE
50000H

DIM
OPTIONAL

REMOTE

INDOOR

220-240 V
50-60 Hz

Ø80

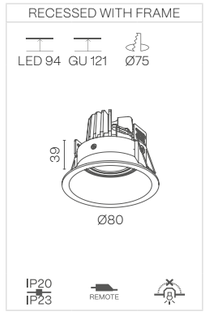

Ø98



Ø180

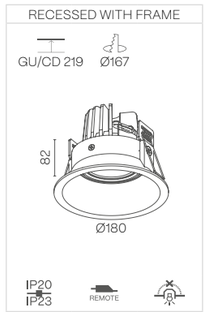

Cut hole

Minimum height of the false ceiling

Luminaire not suitable to be covered with thermal insulating material

ON DEMAND OPTIONS

Special finishes

Wall washer lens 15° beam angle

Wireless control options

POWER STANDARD

		Ø80	Ø98
		BPM50	BPM50
		250 mA 8 W 1358 - 1380 - 1445 lm	250 mA 8 W 1358 - 1380 - 1445 lm
40°	2700 K	**388EB5 152**	**388EE5 152**
	3000 K	**388EB5 153**	**388EE5 153**
	4000 K	**388EB5 155**	**388EE5 155**
60°	2700 K	**388EB5 172**	**388EE5 172**
	3000 K	**388EB5 173**	**388EE5 173**
	4000 K	**388EB5 175**	**388EE5 175**

POWER GU5.3

	Ø80	Ø98
	GU5 3	GU5 3
	Max. 8 W LED	Max. 8 W LED
-	**388EB5 4XXX**	**388EE5 4XXX**

POWER G53

	Ø180
	G53
	Max. 20 W LED
-	**388EH5 4XXX**

POWER GU10

	Ø80	Ø98	Ø180
	GU10	GU10	GU10
	Max. 8 W LED	Max. 8 W LED	Max. 8 W LED
.GU	**388EB5 5XXX**	**388EE5 5XXX**	**388EH5 5XXX**

POWER CDMR

	Ø180
	GX8 5
	Max. 20 W LED
.CD	**388EH5 6XXX**

40°



60°



The data shown corresponds to raw values.

Down light

FINISH

B · Black
W · White
A · Striped aluminum

DIMM OPTIONS

D · Dali
P · Push
V · 1.10v

KONI DEEP

Ø83

RECESSED WITH FRAME

LED 180 GU 155 Ø77



IP20 IP23 REMOTE

350° 45°

POWER STANDARD

		Ø83	
		BPM50	
		250 mA 8 W 1358 - 1380 - 1445 lm	
40°	2700 K	**389EB5 152**	
	3000 K	**389EB5 153**	
	4000 K	**389EB5 155**	
60°	2700 K	**389EB5 172**	
	3000 K	**389EB5 173**	
	4000 K	**389EB5 175**	

POWER GU10

	Ø83
	GU10
	Max. 8 W LED
.GU	**389EB5 5XXX**

POWER GU5.3

	Ø83
	GU5 3
	Max. 8 W LED
-	**389EB5 4XXX**

40° 60°

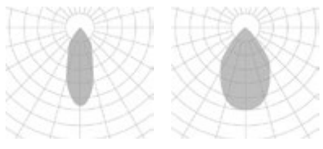

The data shown corresponds to raw values.

Cut hole

Minimum height of the false ceiling

Luminaire not suitable to be covered with thermal insulating material

Down light

ON DEMAND OPTIONS

Special finishes

Wall washer lens 15° beam angle

Wireless control options

FINISH

B · Black
W · White

DIMM OPTIONS

D · Dali
P · Push
V · 1.10v

KONI TURTA

Ø81

RECESSED WITH FRAME

134 Ø74

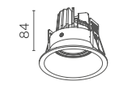

IP20 IP23 REMOTE

Ø100

RECESSED WITH FRAME

134 Ø90



IP20 IP23 REMOTE

350° 90°

POWER STANDARD

		Ø83	Ø100
		250 mA 7 W 855 - 900 - 957 lm	250 mA 7 W 855 - 900 - 957 lm
40°	2700 K	**390EB5 152**	**390EE5 152**
	3000 K	**390EB5 153**	**390EE5 153**
	4000 K	**390EB5 155**	**390EE5 155**
60°	2700 K	**390EB5 172**	**390EE5 172**
	3000 K	**390EB5 173**	**390EE5 173**
	4000 K	**390EB5 175**	**390EE5 175**

40° 60°

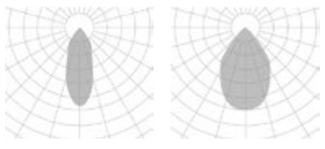

The data shown corresponds to raw values.

Cut hole

Minimum height of the false ceiling

Luminaire not suitable to be covered with thermal insulating material

Down light

ON DEMAND OPTIONS

Special finishes

Wireless control options

FINISH

B · Black
W · White

DIMM OPTIONS

D · Dali
P · Push
V · 1.10v

CATLI FAMILY



ALUMINIUM PC

CRI ≥90

IK06

LIFE 50000H

DIM OPTIONAL

INDOOR

220-240 V 50-60 Hz

Ø80 / Ø93

SURFACE

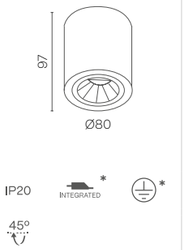

RECESSED WITH FRAME

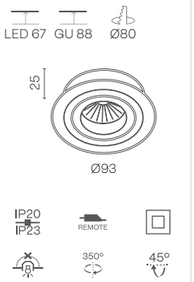

Ø170

RECESSED WITH FRAME



* **ELECTRIC CLASS II** and **DRIVER REMOTE** when dimmable.

Cut hole

Minimum height of the false ceiling

Luminaire not suitable to be covered with thermal insulating material

ON DEMAND OPTIONS

Wireless control options

Wall washer lens 15° beam angle

POWER STANDARD

		Ø80 / Ø93	Ø170
		BPM50	BPM3181
		250 mA 8 W 1358 - 1380 - 1445 lm	350 mA 18 W 2720 - 2767 - 2887 lm
40°	2700 K	**381EB** **152**	**381EE5** **152**
	3000 K	**381EB** **153**	**381EE5** **153**
	4000 K	**381EB** **155**	**381EE5** **155**
60°	2700 K	**381EB** **172**	**381EE5** **172**
	3000 K	**381EB** **173**	**381EE5** **173**
	4000 K	**381EB** **175**	**381EE5** **175**

POWER HIGH

		Ø80 / Ø93
		BPM300
		350 mA 12 W 1784 - 1820 - 1866 lm
40°	2700 K	**381EB** **352**
	3000 K	**381EB** **353**
	4000 K	**381EB** **355**
60°	2700 K	**381EB** **372**
	3000 K	**381EB** **373**
	4000 K	**381EB** **375**

POWER GU10

	Ø80 / Ø93	Ø170
	GU10	GU10
	Max. 8 W LED	Max. 20 W LED
.GU	**381EB** **5XXX**	**381EE5** **5XXX**

POWER GU5.3

	Ø80 / Ø93
	GU5 3
	Max. 8 W LED
-	**381EB** **4XXX**

POWER G53

	Ø170
	G53
	Max. 20 W LED
-	**381EE5** **4XXX**

POWER CDMR

	Ø170
	GX8 5
	Max. 20 W LED
.CD	**381EE5** **6XXX**

40°



60°



The data shown corresponds to raw values.

INSTALLATION
3 · Surface
5 · Recessed with frame

FINISH
B · Black
W · White
A · Striped aluminum

DIMM OPTIONS
D · Dali
P · Push
V · 1.10v

Down light

CATLI SQ

80 × 80 / 94 × 94

SURFACE

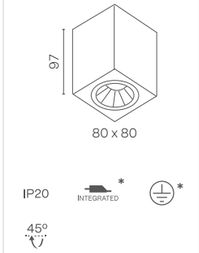

RECESSED WITH FRAME



170 x 170

RECESSED WITH FRAME



* **ELECTRIC CLASS II** and **DRIVER REMOTE** when dimmable.

Cut hole

Minimum height of the false ceiling

Luminaire not suitable to be covered with thermal insulating material

ON DEMAND OPTIONS

Wireless control options

Wall washer lens 15° beam angle

CATLI SQ

POWER STANDARD

		80 × 80 / 94 × 94	170 × 170
		BPM50	BPM3181
		250 mA 8 W 1358 - 1380 - 1445 lm	350 mA 18 W 2720 - 2767 - 2887 lm
40°	2700 K	**385EB** ● **152** ■	**385EE5** ■ **152** ■
	3000 K	**385EB** ● **153** ■	**385EE5** ■ **153** ■
	4000 K	**385EB** ● **155** ■	**385EE5** ■ **155** ■
60°	2700 K	**385EB** ● **172** ■	**385EE5** ■ **172** ■
	3000 K	**385EB** ● **173** ■	**385EE5** ■ **173** ■
	4000 K	**385EB** ● **175** ■	**385EE5** ■ **175** ■

POWER HIGH

		94 × 94
		BPM300
		350 mA 12 W 1784 - 1820 - 1866 lm
40°	2700 K	**385EB5** ■ **352** ■
	3000 K	**385EB5** ■ **353** ■
	4000 K	**385EB5** ■ **355** ■
60°	2700 K	**385EB5** ■ **372** ■
	3000 K	**385EB5** ■ **373** ■
	4000 K	**385EB5** ■ **375** ■

POWER GU10

	80 × 80 / 94 × 94	170 × 170
	GU10	GU10
	Max. 8 W LED	Max. 20 W LED
.GU	**385EB** ● **5XXX**	**385EE5** ■ **5XXX**

POWER GU5.3

	80 × 80 / 94 × 94
	GU5 3
	Max. 8 W LED
-	**385EB** ● **4XXX**

POWER G53

	170 × 170
	G53
	Max. 20 W LED
-	**385EE5** ■ **4XXX**

POWER CDMR

	170 × 170
	GX8 5
	Max. 20 W LED
.CD	**385EE5** ■ **6XXX**

40°



60°



The data shown corresponds to raw values.

INSTALLATION
3 · Surface
5 · Recessed with frame

FINISH
B · Black
W · White
A · Striped aluminum

DIMM OPTIONS
D · Dali
P · Push
V · 1.10v

Down light

CATLI SQ DOUBLE

186 x 94

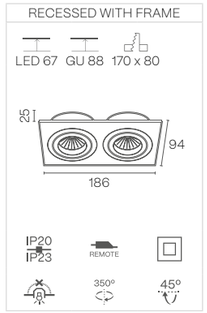

340 x 170

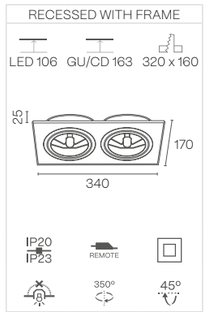

Cut hole

Minimum height of the false ceiling

Luminaire not suitable to be covered with thermal insulating material

ON DEMAND OPTIONS

Wireless control options

Wall washer lens 15° beam angle

CATLI SQ DOUBLE

POWER STANDARD

		186 x 94	340 x 170
		BPM50	BPM3181
		250 mA 8 W 1358 - 1380 - 1445 lm	350 mA 18 W 2720 - 2767 - 2887 lm
40°	2700 K	**386EB5 152**	**386EE5 152**
	3000 K	**386EB5 153**	**386EE5 153**
	4000 K	**386EB5 155**	**386EE5 155**
60°	2700 K	**386EB5 172**	**386EE5 172**
	3000 K	**386EB5 173**	**386EE5 173**
	4000 K	**386EB5 175**	**386EE5 175**

POWER HIGH

		186 x 94
		BPM300
		350 mA 12 W 1784 - 1820 - 1866 lm
40°	2700 K	**386EB5 352**
	3000 K	**386EB5 353**
	4000 K	**386EB5 355**
60°	2700 K	**386EB5 372**
	3000 K	**386EB5 373**
	4000 K	**386EB5 375**

POWER GU10

	186 x 94	340 x 170
	GU10	GU10
	Max. 2 × 8 W LED	Max. 2 × 20 W LED
.GU	**386EB5 5XXX**	**386EE5 5XXX**

POWER GU5.3

	186 x 94
	GU5 3
	Max. 2 × 8 W LED
-	**386EB5 4XXX**

POWER G53

	340 x 170
	G53
	Max. 2 × 20 W LED
-	**386EE5 4XXX**

POWER CDMR

	340 x 170
	GX8 5
	Max. 2 × 20 W LED
.CD	**386EE5 6XXX**

40°



60°



The data shown corresponds to raw values.

Down light

FINISH

B · Black
W · White
A · Striped aluminum

DIMM OPTIONS

D · Dali
P · Push
V · 1.10v

CATLI CLASSIC

Ø85

RECESSED WITH FRAME

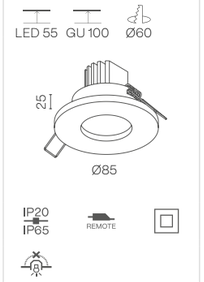

POWER STANDARD

		Ø85
		BPM50
		250 mA 8 W 1358 – 1380 – 1445 lm
40°	2700 K	**382EB5 152**
	3000 K	**382EB5 153**
	4000 K	**382EB5 155**
60°	2700 K	**382EB5 172**
	3000 K	**382EB5 173**
	4000 K	**382EB5 175**

POWER HIGH

		Ø85
		BPM300
		350 mA 12 W 1784 – 1820 – 1866 lm
40°	2700 K	**382EB5 352**
	3000 K	**382EB5 353**
	4000 K	**382EB5 355**
60°	2700 K	**382EB5 372**
	3000 K	**382EB5 373**
	4000 K	**382EB5 375**

POWER GU10

	Ø85
	GU10
	Max. 2 × 8 W LED
.GU	**382EB5 5XXX**

POWER GU5.3

	Ø85
	GU5 3
	Max. 2 × 8 W LED
-	**382EB5 4XXX**

40°



60°



The data shown corresponds to raw values.

Cut hole
Minimum height of the false ceiling
Luminaire not suitable to be covered with thermal insulating material
Down light

ON DEMAND OPTIONS
Wireless control options
Wall washer lens 15° beam angle

FINISH
B · Black
W · White
A · Striped aluminum

DIMM OPTIONS
D · Dali
P · Push
V · 1.10v

CATLI CLASSIC SQ

85 x 85

RECESSED WITH FRAME



POWER STANDARD

		85 x 85
		BPM50
		250 mA 8 W 1358 – 1380 – 1445 lm
40°	2700 K	**383EB5 152**
	3000 K	**383EB5 153**
	4000 K	**383EB5 155**
60°	2700 K	**383EB5 172**
	3000 K	**383EB5 173**
	4000 K	**383EB5 175**

POWER HIGH

		85 x 85
		BPM300
		350 mA 12 W 1784 – 1820 – 1866 lm
40°	2700 K	**383EB5 352**
	3000 K	**383EB5 353**
	4000 K	**383EB5 355**
60°	2700 K	**383EB5 372**
	3000 K	**383EB5 373**
	4000 K	**383EB5 375**

POWER GU10

	85 x 85
	GU10
	Max. 2 × 8 W LED
.GU	**383EB5 5XXX**

POWER GU5.3

	85 x 85
	GU5 3
	Max. 2 × 8 W LED
-	**386EB5 4XXX**

40°



60°



The data shown corresponds to raw values.

Cut hole
Minimum height of the false ceiling
Luminaire not suitable to be covered with thermal insulating material
Down light

ON DEMAND OPTIONS
Wireless control options
Wall washer lens 15° beam angle

FINISH
B · Black
W · White
A · Striped aluminum

DIMM OPTIONS
D · Dali
P · Push
V · 1.10v

CATLI HALKA

Ø83

RECESSED WITH FRAME

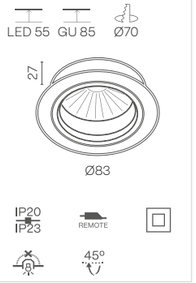

POWER STANDARD

		Ø83
		BPM50
		250 mA 8 W 1358 – 1380 – 1445 lm
40°	2700 K	**384EB5 152**
	3000 K	**384EB5 153**
	4000 K	**384EB5 155**
60°	2700 K	**384EB5 172**
	3000 K	**384EB5 173**
	4000 K	**384EB5 175**

POWER HIGH

		Ø83
		BPM300
		350 mA 12 W 1784 – 1820 – 1866 lm
40°	2700 K	**384EB5 352**
	3000 K	**384EB5 353**
	4000 K	**384EB5 355**
60°	2700 K	**384EB5 372**
	3000 K	**384EB5 373**
	4000 K	**384EB5 375**

POWER GU10

	Ø83
	GU10
	Max. 8 W LED
.GU	**384EB5 5XXX**

POWER GU5.3

	Ø83
	GU5 3
	Max. 8 W LED
-	**384EB5 4XXX**

40°



60°



The data shown corresponds to raw values.

Cut hole

Minimum height of the false ceiling

Luminaire not suitable to be covered with thermal insulating material

Down light

ON DEMAND OPTIONS

Wireless control options

Wall washer lens 15° beam angle

FINISH

B · Black
W · White
A · Striped aluminum

DIMM OPTIONS

D · Dali
P · Push
V · 1.10v





Iluminación para crear atmósfera

Diseñada para aportar carácter y atmósfera a los espacios arquitectónicos, la iluminación decorativa introduce una dimensión más expresiva de la luz. Una amplia variedad de formas, materiales y configuraciones ofrece una multitud de posibilidades para generar presencia visual sin perder equilibrio ni coherencia con el entorno.

Más allá de su valor estético, la iluminación decorativa contribuye al confort visual y a la identidad del espacio, complementando los esquemas de iluminación arquitectónica en proyectos hospitality, residenciales y contract.

DECORATIVE

Lighting for atmosphere

Designed to add character and atmosphere to architectural spaces, decorative lighting introduces a more expressive dimension to light. A wide range of forms, materials and configurations offers multiple possibilities to create visual presence while maintaining balance and coherence with the space.

Beyond its aesthetic role, decorative lighting contributes to visual comfort and spatial identity, complementing architectural lighting schemes in hospitality, residential and contract projects.

GALANTA FAMILY
PAG. 376

SUBLIM
PAG. 482

VENISE
PAG. 386

FACE FAMILY
PAG. 340

DECORATIVE



GALANTA FAMILY



ALUMINIUM
PC

CRI
≥90

IK06

LIFE
50000H

DIM
OPTIONAL

INDOOR

220–240 V
50–60 Hz

GALANTA DEEP

Ø70

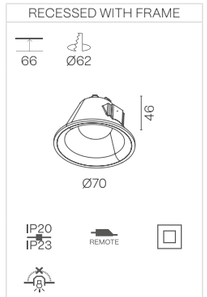

Ø83

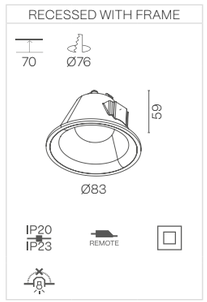

Ø94

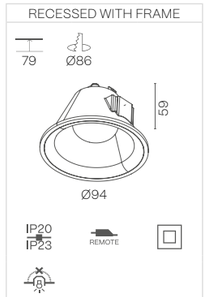

Cut hole

Minimum height of the false ceiling

Luminaire not suitable to be covered with thermal insulating material

ON DEMAND OPTIONS

Wireless control options

POWER STANDARD – Recessed with frame installation

		Ø70	Ø83	Ø94
	500 mA	4 W 324 - 408 - 492 lm	7 W 432 - 545 - 656 lm	10 W 802 - 906 - 960 lm
Opal	2700 K	506EB5 ■ 112 ✹	506EE5 ■ 112 ✹	506EH5 ■ 112 ✹
	3000 K	506EB5 ■ 113 ✹	506EE5 ■ 113 ✹	506EH5 ■ 113 ✹
	4000 K	506EB5 ■ 115 ✹	506EE5 ■ 115 ✹	506EH5 ■ 115 ✹

Opal



The data shown corresponds to raw values.

FINISH

B · Black
W · White
S · Special color

DIMM OPTIONS

O · On-Off
D · Dali
P · Push

Down light

GALANTA BONETE

Ø80

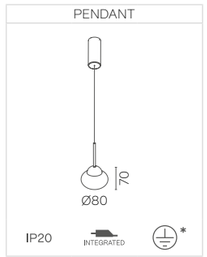

* **ELECTRIC CLASS II** and **DRIVER REMOTE** when dimmable

ON DEMAND OPTIONS

Wireless
control options

GALANTA BONETE

POWER STANDARD – Pendant installation

		Ø80	
	500 mA	5 W 698 - 790 - 850 lm	
Opal	2700 K	**505EB1** **112**	
	3000 K	**505EB1** **113**	
	4000 K	**505EB1** **115**	

Opal



The data shown corresponds to raw values.

FINISH
- **B** · Black
- **W** · White
- **S** · Special color

DIMM OPTIONS
- **O** · On-Off
- **D** · Dali
- **P** · Push

Down light

SUBLIM



ALUMINIUM PC
CRI ≥90
IK06
LIFE 50000H
DIM OPTIONAL
REMOTE
INDOOR
220-240 V 50-60 Hz

H270

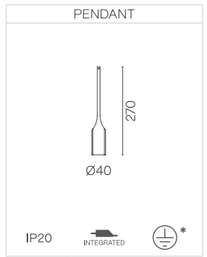

H400

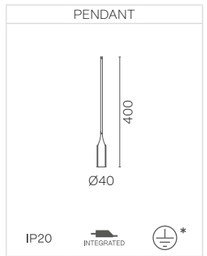

H1000

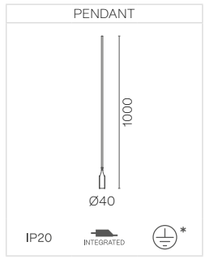

* **ELECTRIC CLASS II** and **DRIVER REMOTE** when dimmable

ON DEMAND OPTIONS

Wireless
control options

POWER STANDARD – Pendant installation

		H270	H400	H1000
	350 mA	9 W 1073 - 1122 - 1186 lm	9 W 1073 - 1122 - 1186 lm	9 W 1073 - 1122 - 1186 lm
36º	2700 K	507EB1 ■ 152 ■	507EE1 ■ 152 ■	507EH1 ■ 152 ■
36º	3000 K	507EB1 ■ 153 ■	507EE1 ■ 153 ■	507EH1 ■ 153 ■
36º	4000 K	507EB1 ■ 155 ■	507EE1 ■ 155 ■	507EH1 ■ 155 ■

36º



The data shown corresponds to raw values.

FINISH
- **B** · Black
- **W** · White
- **S** · Special color

DIMM OPTIONS
- **O** · On-Off
- **D** · Dali
- **P** · Push

Down light

VENISE



ALUMINIUM PC

CRI ≥90

IK06

IP20

LIFE 50000H

DIM OPTIONAL

INDOOR

220-240 V 50-60 Hz

Ø200

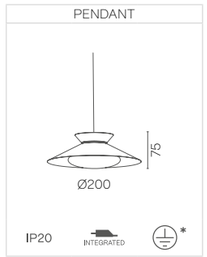

Ø320



Ø450



Ø600

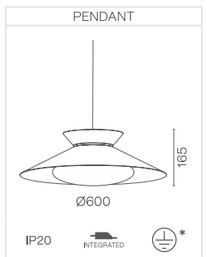

* **ELECTRIC CLASS II** and **DRIVER REMOTE** when dimmable

ON DEMAND OPTIONS

Special finishes

Wireless control options

POWER STANDARD – Pendant installation

		Ø200	Ø320	Ø450	Ø600
		500 mA 9 W 1100 lm	500 mA 18 W 1302 lm	700 mA 28 W 2310 lm	1050 mA 43 W 3520 lm
Opal	3000 K	**508EB1** ■ **113** ✹	**508EE1** ■ **113** ✹	**508EH1** ■ **113** ✹	**508EJ1** ■ **113** ✹

Opal



The data shown corresponds to raw values.

■ FINISH
- **B** · Black
- **W** · White
- **G** · Black – white
- **H** · White – black

✹ DIMM OPTIONS
- **O** · On–Off
- **D** · Dali
- **P** · Push

Down light

FACE FAMILY



ALUMINIUM PC

CRI ≥90

IK06

LIFE 50000H

DIM OPTIONAL

INDOOR

220-240 V 50-60 Hz

FACE TUBULAR

Ø40 – H122

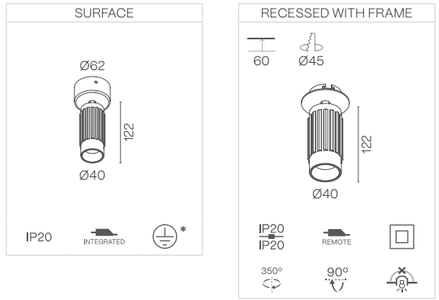

Ø40 – H300

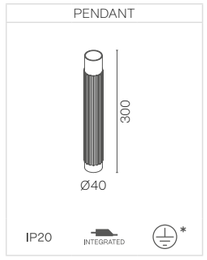

Ø40 – H400

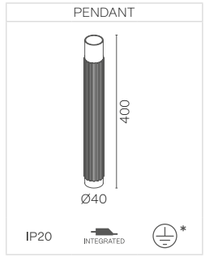

* **ELECTRIC CLASS II** and **DRIVER REMOTE** when dimmable

Cut hole

Minimum height of the false ceiling

Luminaire not suitable to be covered with thermal insulating material

ON DEMAND OPTIONS

Wireless control options

FACE TUBULAR

POWER STANDARD

		Ø40 – H122	Ø40 – H300	Ø40 – H400
	350 mA	10 W 792 – 848 – 876 lm	10 W 792 – 848 – 876 lm	10 W 792 – 848 – 876 lm
40°	2700 K	503EB 152	503EB1 152	503EE1 152
	3000 K	503EB 143	503EB1 153	503EE1 153
	4000 K	503EB 145	503EB1 155	503EE1 155

40°

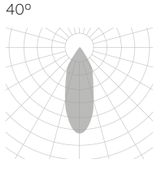

The data shown corresponds to raw values.

INSTALLATION
3 · Surface
5 · Recessed with frame

FINISH
B · Black
W · White
S · Special color

DIMM OPTIONS
O · On-Off
D · Dali
P · Push

Down light

FACE TUBULAR SPAC

Ø60 – H300

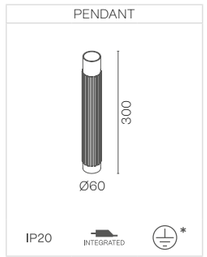

Ø60 – H400

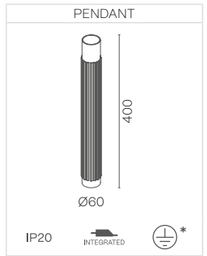

* **ELECTRIC CLASS II** and **DRIVER REMOTE** when dimmable

ON DEMAND OPTIONS

Wireless
control options

FACE TUBULAR SPAC

POWER STANDARD – Pendant installation

		Ø60 – H300	Ø60 – H400
	700 mA	15 W 1324 – 1358 – 1385 lm	15 W 1324 – 1358 – 1385 lm
40°	2700 K	504EB1 152	504EE1 152
40°	3000 K	504EB1 153	504EE1 153
40°	4000 K	504EB1 155	504EE1 155

40°



The data shown corresponds to raw values.

FINISH
- **B** · Black
- **W** · White
- **S** · Special color

DIMM OPTIONS
- **O** · On–Off
- **D** · Dali
- **P** · Push

Down light

FACE IRIS

Ø105

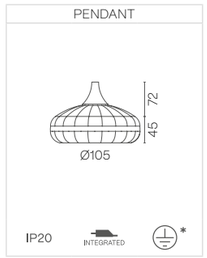

Ø170

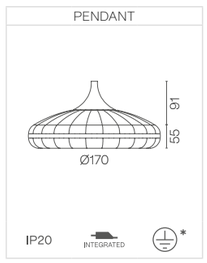

Ø270

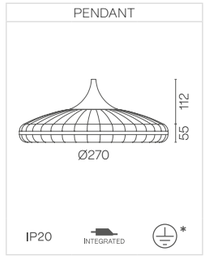

* **ELECTRIC CLASS II** and **DRIVER REMOTE** when dimmable

ON DEMAND OPTIONS

Wireless
control options

FACE IRIS

POWER STANDARD – Pendant installation

		Ø105	Ø170	Ø270
		500 mA 10 W 1021 - 1065 - 1202 lm	500 mA 19 W 1880 - 2264 - 2322 lm	700 mA 28 W 2296 - 2830 - 2966 lm
60°	2700 K	500EB1 172	500EE1 172	500EH1 172
	3000 K	500EB1 173	500EE1 173	500EH1 173
	4000 K	500EB1 175	500EE1 175	500EH1 175

60°



The data shown corresponds to raw values.

FINISH
- **B** · Black
- **W** · White
- **S** · Special color

DIMM OPTIONS
- **O** · On-Off
- **D** · Dali
- **P** · Push

Down light

Ø56



Ø75

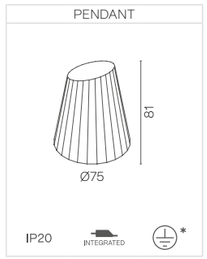

Ø100

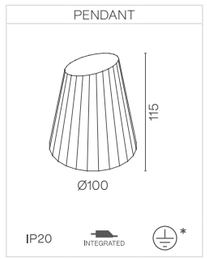

* **ELECTRIC CLASS II** and **DRIVER REMOTE** when dimmable

ON DEMAND OPTIONS

Wireless
control options

POWER STANDARD – Pendant installation

		Ø56	Ø75	Ø100
		500 mA 5 W 514 - 559 - 610 lm	700 mA 7 W 715 - 730 - 743 lm	500 mA 17 W 1396 - 1655 - 1962 lm
38°	2700 K	501EB1 ▪ 152 ✸	501EE1 ▪ 152 ✸	501EH1 ▪ 152 ✸
	3000 K	501EB1 ▪ 153 ✸	501EE1 ▪ 153 ✸	501EH1 ▪ 153 ✸
	4000 K	501EB1 ▪ 155 ✸	501EE1 ▪ 155 ✸	501EH1 ▪ 155 ✸

38°



The data shown corresponds to raw values.

FINISH
- **B** · Black
- **W** · White
- **S** · Special color

DIMM OPTIONS
- **O** · On-Off
- **D** · Dali
- **P** · Push

Down light

FACE KIERA CEMENT

Ø56

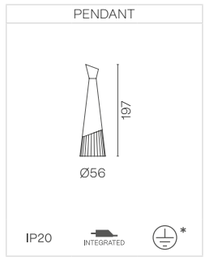

Ø75

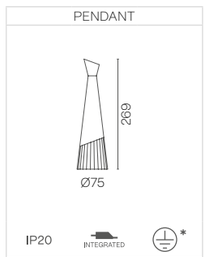

Ø100

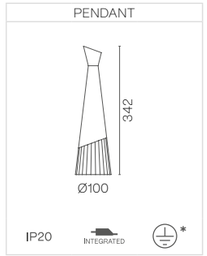

* **ELECTRIC CLASS II** and **DRIVER REMOTE** when dimmable

ON DEMAND OPTIONS

Wireless
control options

FACE KIERA CEMENT

POWER STANDARD – Pendant installation

		Ø56	Ø75	Ø100
		500 mA 5 W 514 - 559 - 610 lm	700 mA 7 W 715 - 730 - 743 lm	500 mA 17 W 1396 - 1655 - 1962 lm
38°	2700 K	502EB1 152	502EE1 152	502EH1 152
	3000 K	502EB1 153	502EE1 153	502EH1 153
	4000 K	502EB1 155	502EE1 155	502EH1 155

38°



The data shown corresponds to raw values.

FINISH
- **B** · Black
- **W** · White
- **S** · Special color

DIMM OPTIONS
- **O** · On-Off
- **D** · Dali
- **P** · Push

Down light

WALL LIGHTS

La presencia invisible

Diseñada para integrarse de forma natural en los planos verticales, la iluminación de pared ofrece una luz sutil y controlada que realza el espacio sin reclamar protagonismo. La luz actúa como un elemento arquitectónico silencioso, definiendo profundidad, ritmo y atmósfera.

A través de emisiones indirectas y una distribución cuidada de la luz, la iluminación de pared contribuye al confort visual y al equilibrio espacial, permitiendo que la arquitectura siga siendo la verdadera protagonista.

The invisible presence

Designed to integrate seamlessly into vertical surfaces, wall lighting provides subtle and controlled illumination that enhances space without drawing attention to itself. Light becomes a quiet architectural element, defining depth, rhythm and atmosphere.

By working with indirect emission and careful light distribution, wall lighting contributes to visual comfort and spatial balance, allowing the architecture to remain the true protagonist.

FLAT FAMILY
PAG. 406

HURY
PAG. 408

IKI
PAG. 410

KAPI
PAG. 412

KUU
PAG. 414

MAGRIT
PAG. 418

ADIMA FAMILY
PAG. 418

KLEE FAMILY
PAG. 419

WALL LIGHTS



FLAT

NEW

ALUMINIUM PC · CRI ≥90 · IK06 · LIFE 50000H · DIM OPTIONAL

INTEGRATED · INDOOR · 220-240 V 50-60 Hz · CE



FLAT / FLAT SLIM

L200 – SINGLE

WALL SURFACE

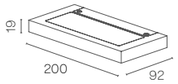

IP20

L320 – DOUBLE

WALL SURFACE

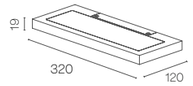

IP20

POWER STANDARD

		L200	L300
		16 W 1270 - 1380 - 1434 lm	30 W 2379 - 2586 - 2691 lm
Opal	2700 K	520EB7 112	520EE7 112
	3000 K	520EB7 113	520EE7 113
	4000 K	520EB7 115	520EE7 115

L250

WALL SURFACE

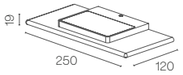

IP20

POWER STANDARD

		L250	
		20 W 1790 - 1950 - 2020 lm	
Opal	2700 K	521EB7 112	
	3000 K	521EB7 113	
	4000 K	521EB7 115	

The data shown corresponds to raw values.

LENGTHS mm
200 · 250 · 300

Up light

Phase cut on demand

FINISH
B · Black
W · White
S · Special color

DIMM OPTIONS
O · On-Off
D · Dali
P · Push
V · 1.10v

HURY

ALUMINIUM PC · CRI ≥90 · IK06 · LIFE 50000H · DIM OPTIONAL · IP20

REMOTE · INDOOR · 220–240 V 50–60 Hz · CE



HURY

L320

WALL SURFACE

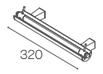

L520

WALL SURFACE

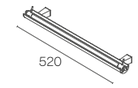

L720

WALL SURFACE

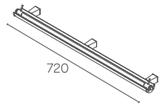

POWER STANDARD

		L320	L520	L720
Up light	24 VdC	12 W 1451 lm	19 W 2358 lm	26 W 3265 lm
Opal	3000 K	522EB7 113	522EE7 113	522EH7 113

The data shown corresponds to raw values.

LENGTHS mm
320 · 520 · 720

Up light

FINISH
B · Black
W · White

DIMM OPTIONS
O · On–Off
D · Dali
P · Push
V · 1.10v

IKI

ALUMINIUM
PC

CRI
≥90

IK06

LIFE
50000H

DIM
OPTIONAL

INTEGRATED

INDOOR

220–240 V
50–60 Hz



L100

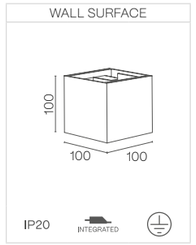

POWER STANDARD

		L100	
	300 mA	5 W 533 lm	
Opal	3000 K	523EB7W113O	

The data shown corresponds to raw values.

LENGTHS mm
100

Up/down light

KAPI

ALUMINIUM
PC

CRI
≥90

IK06

LIFE
50000H

DIM
OPTIONAL

INTEGRATED

INDOOR

220–240 V
50–60 Hz



L150

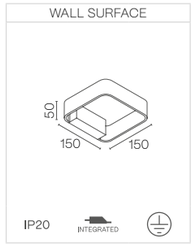

L300

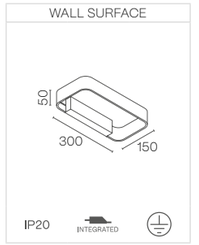

L500

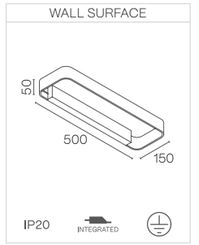

POWER STANDARD

		L150	L300	L500
	350 mA	2 W 250 lm	4 W 500 lm	10 W 1000 lm
Opal	3000 K	524EB7W113O	524EE7W113O	524EH7W113O

The data shown corresponds to raw values.

LENGTHS mm
150 · 300 · 500

Up/down light

KUU

ALUMINIUM
PC

CRI
≥90

IK06

LIFE
50000H

DIM
OPTIONAL

INTEGRATED

INDOOR

220–240 V
50–60 Hz



L220

WALL SURFACE

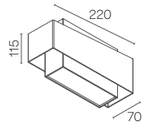

IP20

INTEGRATED

POWER STANDARD

		L220 – WHITE FINISH	L220 – BLACK FINISH
	100 mA	10 W 965 lm	10 W 965 lm
Opal	3000 K	525EB7W113O	524EE7B113O

The data shown corresponds to raw values.

LENGTHS mm
220

Up/down light

WALL RECESSED

ALUMINIUM
PC

CRI
≥90

IK06

LIFE
50000H

DIM
OPTIONAL

INDOOR

220-240 V
50-60 Hz

MAGRIT

WALL SURFACE

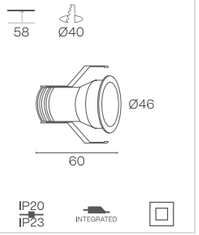

POWER STANDARD

		MAGRIT Ø46
	700 mA	2 W 202 - 233 - 251 lm
25º	2700 K	535EB7 ■ 142O
	3000 K	535EB7 ■ 143O
	4000 K	535EB7 ■ 145O

ADIMA

WALL SURFACE

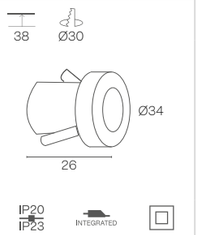

POWER STANDARD

		ADIMA Ø34
	700 mA	2 W 202 - 233 - 251 lm
25º	2700 K	536EB7 ■ 142O
	3000 K	536EB7 ■ 143O
	4000 K	536EB7 ■ 145O

ADIMA SQ

WALL SURFACE

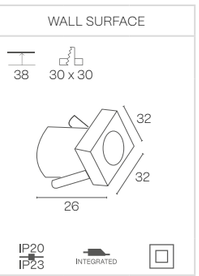

POWER STANDARD

		ADIMA SQ 32 x 32
	700 mA	2 W 202 - 233 - 251 lm
25º	2700 K	537EB7 ■ 142O
	3000 K	537EB7 ■ 143O
	4000 K	537EB7 ■ 145O

25º



The data shown corresponds to raw values.

Cut hole
Cut hole
Minimum height of the false ceiling
Side light

FINISH
B · Black
W · White

DIMM OPTIONS
O · On-Off
D · Dali
P · Push

ON DEMAND OPTIONS
Special finishes

KLEE

WALL SURFACE

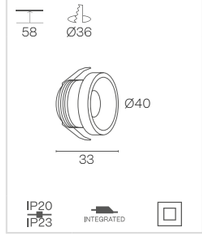

POWER STANDARD

		KLEE Ø40
	700 mA	2 W 202 - 233 - 251 lm
25º	2700 K	538EB7 ■ 142O
	3000 K	538EB7 ■ 143O
	4000 K	538EB7 ■ 145O

KLEE SQ

WALL SURFACE

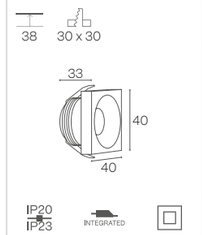

POWER STANDARD

		KLEE SQ 40 x 40
	700 mA	2 W 202 - 233 - 251 lm
25º	2700 K	539EB7 ■ 142O
	3000 K	539EB7 ■ 143O
	4000 K	539EB7 ■ 145O

25º



The data shown corresponds to raw values.

Cut hole
Cut hole
Minimum height of the false ceiling
Side light

FINISH
B · Black
W · White

DIMM OPTIONS
O · On-Off
D · Dali
P · Push

ON DEMAND OPTIONS
Special finishes

Confort a través de la luz y el sonido

Diseñada para mejorar el confort visual y acústico, la iluminación acústica integrada combina luz y absorción sonora como parte de un único sistema arquitectónico. Cada proyecto puede desarrollarse a medida, adaptando dimensiones, configuraciones y acabados a las necesidades espaciales y funcionales específicas.

Mediante paneles acústicos personalizados con iluminación integrada y discreta, se reduce la reverberación a la vez que se ofrece una iluminación controlada y de alta calidad. Un planteamiento flexible para interiores profesionales donde deben convivir confort, rendimiento y diseño.

ACOUSTIC

Comfort through light and sound

Designed to enhance both visual and acoustic comfort, integrated acoustic lighting combines light and sound absorption as part of a single architectural system. Each project can be developed to measure, adapting dimensions, configurations and finishes to meet specific spatial and functional requirements.

Through customised acoustic panels with integrated and discreet lighting, reverberation is reduced while controlled, high-quality illumination is provided. A flexible approach for professional interiors where comfort, performance and design must coexist.

ACOUSTIC ALBERTA SOFT
PAG. 428

ACOUSTIC ALABAMA
PAG. 430

ACOUSTIC ALABAMA SQ
PAG. 430

ACOUSTIC ALARIK SLIM
PAG. 432

ACOUSTIC ALBA MINI
PAG. 436

ACOUSTIC ALBA
PAG. 438

ACOUSTIC LAMBDA
PAG. 442

ACOUSTIC ALBALINGGO MINI
PAG. 444

ACOUSTIC ALZIRA
PAG. 448

ACOUSTIC KLIMT FIX
PAG. 450

ACOUSTIC KLIMT FIX SQ
PAG. 450

ACOUSTIC ACCESORIES
PAG. 454

ACOUSTIC



COMFORT THROUGH LIGHT AND SOUND







BPM ACOUSTIC PROYECT
HOTEL MELIÁ ALICANTE



Integrated acoustic lighting combines illumination and sound absorption within a single architectural system, enhancing both visual and acoustic comfort.

We use **recycled PET acoustic panels**, made from 100% polyester fibre with at least 75% post-consumer recycled content.

The material, sourced from recovered plastic waste, is integrated as a responsible and efficient solution.

Each project can be developed **bespoke**, adapting dimensions, configurations and finishes.

Custom panels with **integrated, discreet lighting** reduce reverberation while delivering controlled, high-quality illumination.

La iluminación acústica integrada combina luz y absorción sonora en un único sistema arquitectónico, mejorando el confort visual y acústico del espacio.

*Utilizamos **paneles acústicos de PET reciclado**, compuestos al 100% por fibra de poliéster con al menos un 75% de contenido reciclado posconsumo.*

El material, procedente de residuos plásticos recuperados, se integra como una solución responsable y eficiente.

*Cada proyecto puede desarrollarse **a medida**, adaptando dimensiones, configuraciones y acabados.*

*Paneles personalizados con **iluminación integrada y discreta** reducen la reverberación mientras ofrecen una iluminación controlada y de alta calidad.*

SUSTAINABILITY, ACOUSTICS & LIGHTING IN ONE SOLUTION

CHOOSE THE ACOUSTIC COLOR YOU WANT.
DESIGN ANY SHAPE.
COMBINE IT HOWEVER YOU LIKE.
INTEGRATE LIGHT WHEREVER YOU IMAGINE.

COLORS


56


52


50


51


57


55


54


61


60

& MORE


FIRE RATING
ASTM-E84 Class A
EN 13501 Bs1d0


THERMAL INSULATION


DURABILITY


EASY INSTALLATION
Reduced labor costs


ACOUSTIC PERFORMANCE
and reverberation control
0,8 / αW - 0,85 NRC


LIGHTWEIGHT


BREATHABLE


100% POLYESTER PET FIBER,
of 75% post-consumer
recycled content

SHAPES


Rectangle


Square


Circle


Oval


Triangle


Diamond


Hexagon


Custom

CUT PATTERNS


Circular


Linear


Wavy


Irregular


Regular


Geometric


Degraded


Custom

HOLES


10 mm
8 mm
6 mm
4 mm

CUTS


2 mm
4 mm
6 mm
8 mm

INSTALLATIONS


PENDANT
SURFACE
WALL SURFACE

DESIGNS

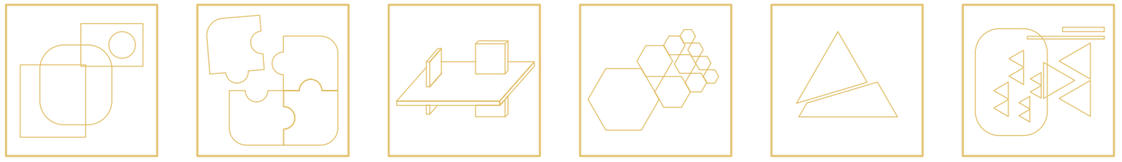
Overlap
Assembly
Stepped
Intersection
Division
Custom

PRINT


Monocolor
Multicolor

LUMINAIRE INTEGRATION

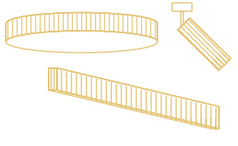
Acoustic around the luminaire

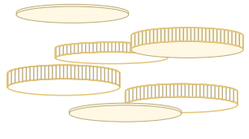
Acoustic composition with luminaires

Acoustic above the luminaire

Custom

ACOUSTIC ALBERTA SOFT

ALUMINIUM SILICONE · CRI ≥90 · IK06 · LIFE 50000H · DIM OPTIONAL · IP40

REMOTE · INDOOR · 220–240 V 50–60 Hz · CE



1. PENDANT

IP40

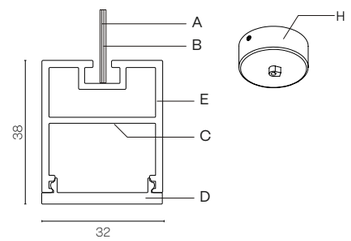

POWER HIGH

		Int. Ø286 – Ext. Ø350	Int. Ø386 – Ext. Ø450	Int. Ø586 – Ext. Ø650	Int. Ø886 – Ext. Ø950	Int. Ø1186 – Ext. Ø1250
	700 mA	56 W 5280 – 5316 – 5844 lm	76 W 7086 – 7121 – 7747 lm	88 W 8785 – 9040 – 9687 lm	132 W 13298 – 13519 – 14703 lm	176 W 17816 – 18118 – 18135 lm
Silicone	2700 K	**556EC1 312**	**556ED1 312**	**556EF1 312**	**556EI1 312**	**556EK1 312**
	3000 K	**556EC1 313**	**556ED1 313**	**556EF1 313**	**556EI1 313**	**556EK1 313**
	4000 K	**556EC1 315**	**556ED1 315**	**556EF1 315**	**556EI1 315**	**556EK1 315**

Silicone



LUMINAIRE INCLUDES
3 x Suspension cables 3m
1 x Feed Hose 3 x 0,75mm2 (.125 1 Feed Hose 5 x 0,75mm2)
Electric system
Connection Box CB03 + Driver Box CB04.OP
Cover Kit

The data shown corresponds to raw values.

A – Aircraft cable (3 m)
B – Power cable
C – LED module
D – Diffuser
E – Aluminium profile
H – Included connection box

Down light

FINISH
K · Special color – White
L · Special color – Black

DIMM OPTIONS
O · On–Off
D · Dali
P · Push
V · 1.10v

ACOUSTIC ALABAMA

ALUMINIUM PC · CRI ≥90 · IK06 · LIFE 50000H · DIM OPTIONAL · IP40

INTEGRATED · INDOOR · 220–240 V 50–60 Hz · CE



ACOUSTIC ALABAMA / ALABAMA SQ

POWER STANDARD – ACOUSTIC ROUND ALABAMA

		 Ø800	 Ø1000	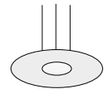 Ø1200
	500 mA	17 W 2454 - 2907 - 3129 lm	17 W 2454 - 2907 - 3129 lm	17 W 2454 - 2907 - 3129 lm
Opal	2700 K	**557EB1 112**	**557EE1 112**	**557EH1 112**
	3000 K	**557EB1 113**	**557EE1 113**	**557EH1 113**
	4000 K	**557EB1 115**	**557EE1 115**	**557EH1 115**

POWER STANDARD – ACOUSTIC SQUARE ALABAMA

		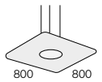 800 800	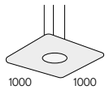 1000 1000	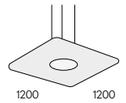 1200 1200
	500 mA	17 W 2454 - 2907 - 3129 lm	17 W 2454 - 2907 - 3129 lm	17 W 2454 - 2907 - 3129 lm
Opal	2700 K	**558EB1 112**	**558EE1 112**	**558EH1 112**
	3000 K	**558EB1 113**	**558EE1 113**	**558EH1 113**
	4000 K	**558EB1 115**	**558EE1 115**	**558EH1 115**

Opal



LUMINAIRE INCLUDES
3 x Suspension cables 3m
NON-DIM DOWN: 1 x Feed Hose 3 x 0,75mm2
DIM DOWN: 1 x Feed Hose 5 x 0,75mm2
Connection box CB03 with luminaire's finish

The data shown corresponds to raw values.

Down light

FINISH
K · Special color - White
L · Special color - Black

DIMM OPTIONS
O · On-Off
D · Dali
P · Push
V · 1.10v

ACOUSTIC ALARIK SLIM

ALUMINIUM · CRI ≥90 · IK06 · LIFE 50000H · DIM OPTIONAL

INTEGRATED · INDOOR · 220–240 V 50–60 Hz · CE



ACOUSTIC ALARIK SLIM

PENDANT



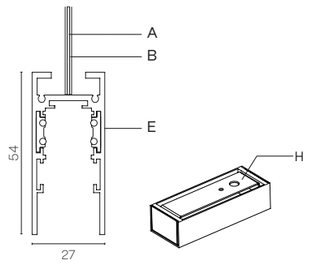

IP20

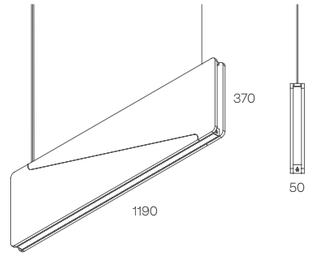

ALARIK SLIM PENDANT PROFILE **230EB1 000X**	ACOUSTIC ALARIK SLIM **555EB1 000X**

Multiple module configurations available. See page 166 for all Alarik Slim options, modules and power outputs.

MODULES

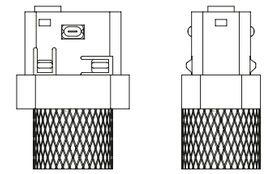	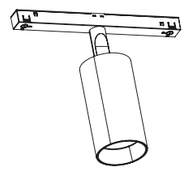	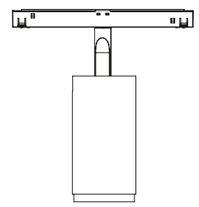	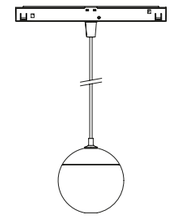
SLIM DOT	SLIM PATRICIA	SLIM PATRICIA ZOOM	SLIM LED BALL
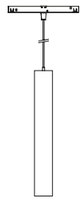		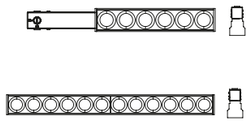	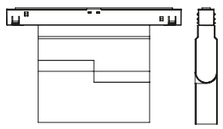
SLIM LED TUBE	SLIM LED MODULES	SLIM LENSES	SLIM MOTION LENSES

A – Aircraft cable (3 m)
B – Power cable
E – Aluminium profile
H – Included connection box

Down light

FINISH
K · Special color – White
L · Special color – Black

DIMM OPTIONS
O · On–Off
D · Dali
P · Push
V · 1.10v







01 | ACOUSTIC ALBA MINI



ACOUSTIC ALBA MINI

ALUMINIUM PC · CRI ≥90 · IK06 · LIFE 50000H · DIM OPTIONAL · IP40

INTEGRATED · INDOOR · 220–240 V 50–60 Hz · CE



1. PENDANT

IP40

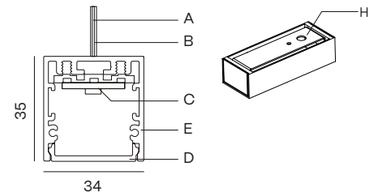

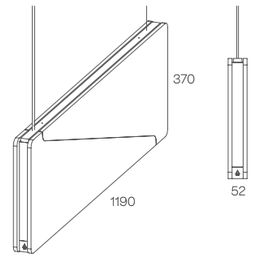

POWER STANDARD

		PENDANT	
	500 mA	22 W 3272 - 3876 - 4172 lm	
Opal	2700 K	**554EB1 112**	
	3000 K	**554EB1 113**	
	4000 K	**554EB1 115**	
Microprismatic	2700 K	**554EB1 122**	
	3000 K	**554EB1 123**	
	4000 K	**554EB1 125**	

Opal



Microprismatic



The data shown corresponds to raw values.

LUMINAIRE INCLUDES
2 x Suspension cables 3m
NON-DIM DOWN: 1 x Feed Hose 3 x 0,75mm2
DIM DOWN: 1 x Feed Hose 5 x 0,75mm2
Diffuser
Cover Kit
Connection Box CB09.12

A – Aircraft cable (3 m)
B – Power cable
C – LED module
D – Diffuser
E – Aluminium profile
H – Included connection box

Down light

FINISH
K · Special color - White
L · Special color - Black

DIMM OPTIONS
O · On-Off
D · Dali
P · Push
V · 1.10v

ACOUSTIC ALBA

ALUMINIUM PC · CRI ≥90 · IK06 · LIFE 50000H · DIM OPTIONAL · IP40

INTEGRATED · INDOOR · 220–240 V 50–60 Hz · CE

Designed by **Rafa Ortega**
Diseñado por ***Rafa Ortega***



1. PENDANT

IP40

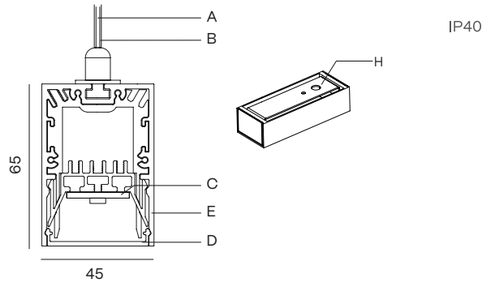

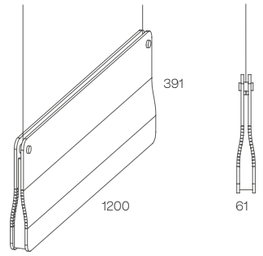

2. SURFACE

IP20

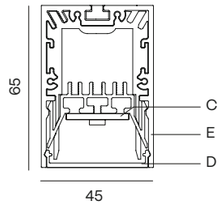

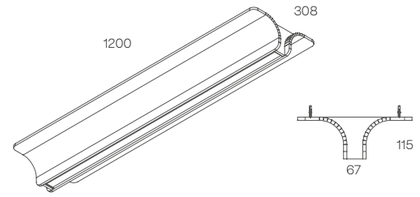

POWER STANDARD

		PENDANT	SURFACE
	500 mA	22 W 3272 - 3876 - 4172 lm	22 W 3272 - 3876 - 4172 lm
Opal	2700 K	**551EB1 112**	**551EB3 112**
Opal	3000 K	**551EB1 113**	**551EB3 113**
Opal	4000 K	**551EB1 115**	**551EB3 115**
Microprismatic	2700 K	**551EB1 122**	**551EB3 122**
Microprismatic	3000 K	**551EB1 123**	**551EB3 123**
Microprismatic	4000 K	**551EB1 125**	**551EB3 125**

Opal



Microprismatic



LUMINAIRE INCLUDES
2 x Suspension cables 3m
NON-DIM DOWN: 1 x Feed Hose 3 x 0,75mm2
DIM DOWN: 1 x Feed Hose 5 x 0,75mm2
Diffuser - Cover Kit
Connection Box CB09.12
Surface mounting kit

The data shown corresponds to raw values.

A – Aircraft cable (3 m)
B – Power cable
C – LED module
D – Diffuser
E – Aluminium profile
H – Included connection box

Down light

FINISH
K · Special color - White
L · Special color - Black

DIMM OPTIONS
O · On-Off
D · Dali
P · Push
V · 1.10v




ALABAMA
SLIM
-GREEN
-YELLOW
-GREY
CUT LINES

ACOUSTIC LAMBDA

ALUMINIUM PC · CRI ≥90 · IK06 · LIFE 50000H · DIM OPTIONAL · IP40

INTEGRATED · INDOOR · 220-240 V 50-60 Hz · CE



1. PENDANT

IP40

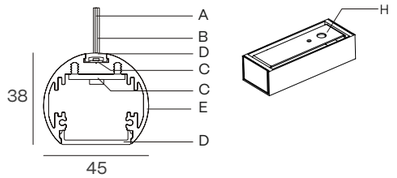

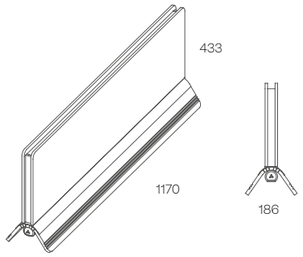

2. SURFACE

IP20

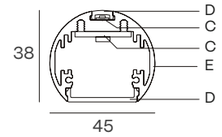

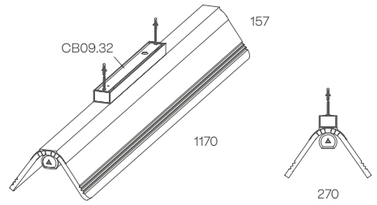

POWER STANDARD

		PENDANT	SURFACE
	500 mA	22 W 3272 - 3876 - 4172 lm	22 W 3272 - 3876 - 4172 lm
Opal	2700 K	**553EB1 112**	**553EB3 112**
Opal	3000 K	**553EB1 113**	**553EB3 113**
Opal	4000 K	**553EB1 115**	**553EB3 115**
Microprismatic	2700 K	**553EB1 122**	**553EB3 122**
Microprismatic	3000 K	**553EB1 123**	**553EB3 123**
Microprismatic	4000 K	**553EB1 125**	**553EB3 125**

Opal



Microprismatic



LUMINAIRE INCLUDES
2 x Suspension cables 3m
NON-DIM DOWN: 1 x Feed Hose 3 x 0,75mm2
DIM DOWN: 1 x Feed Hose 5 x 0,75mm2
Diffuser
Cover Kit
Connection Box CB09.12
Surface mouting kit

The data shown corresponds to raw values.

A – Aircraft cable (3 m)
B – Power cable
C – LED module
D – Diffuser
E – Aluminium profile
H – Included connection box

Down light

FINISH
K · Special color - White
L · Special color - Black

DIMM OPTIONS
O · On-Off
D · Dali
P · Push
V · 1.10v

ACOUSTIC ALBA LINGGO MINI

ALUMINIUM PC · CRI ≥90 · IK06 · LIFE 50000H · DIM OPTIONAL · IP40

REMOTE · INDOOR · 220–240 V 50–60 Hz · CE



ACOUSTIC LINGGO MINI

1. PENDANT

IP40

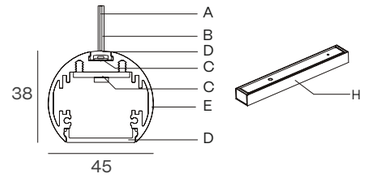

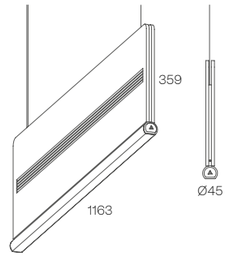

POWER STANDARD

		PENDANT	
	500 mA	22 W 3272 - 3876 - 4172 lm	
Opal	2700 K	**552EB1 112**	
	3000 K	**552EB1 113**	
	4000 K	**552EB1 115**	
Microprismatic	2700 K	**552EB1 122**	
	3000 K	**552EB1 123**	
	4000 K	**552EB1 125**	

Opal



Microprismatic



LUMINAIRE INCLUDES
2 x Suspension cables 3m
NON-DIM DOWN or DIM DOWN: 1 x Feed Hose 3 x 0,75mm2
Diffuser
Cover Kit
Connection Box (CB09.32)

The data shown corresponds to raw values.

A – Aircraft cable (3 m)
B – Power cable
C – LED module
D – Diffuser
E – Aluminium profile
H – Included connection box

Down light

FINISH
K · Special color - White
L · Special color - Black

DIMM OPTIONS
O · On-Off
D · Dali
P · Push
V · 1.10v


ALARIK NANO ACOUSTIC SYSTEM - CONCEPT DESIGN
ACOUSTIC CEILING INTEGRATION
NANO ESFERA - ACOUSTIC RIBS
INTEGRATED TR PROFILE - NANO LED & LENSES.
NANO ESFERA - SMOOTH
GREY ACOUSTIC
DEEP BLUE ACOUSTIC
* ALTERNATE OPTION
ACOUSTIC PANEL
NANO SPOT DETAIL - DIRECTIONAL LIGHTING



ACOUSTIC ALZIRA

ALUMINIUM PC · CRI ≥90 · IK06 · LIFE 50000H · DIM OPTIONAL

INDOOR · 220–240 V 50–60 Hz · CE

Designed by **Rafa Ortega**
*Diseñado por **Rafa Ortega***



1. PENDANT

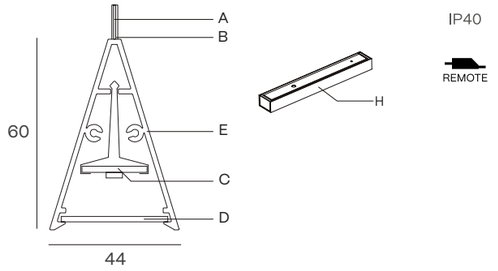

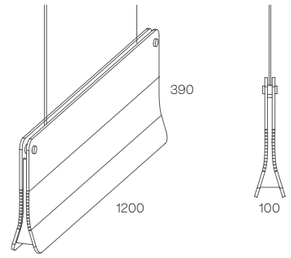

2. WALL SURFACE

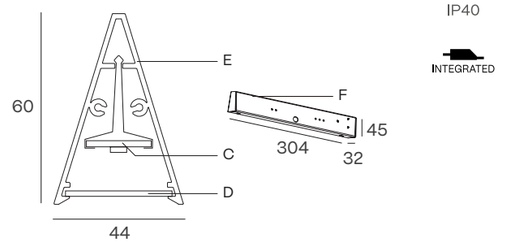

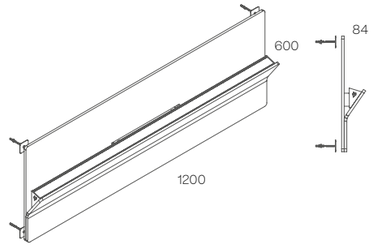

POWER STANDARD

		PENDANT	WALL SURFACE
	500 mA	22 W 3272 - 3876 - 4172 lm	22 W 3272 - 3876 - 4172 lm
Opal	2700 K	**550EB1 112**	**550EB7 112**
Opal	3000 K	**550EB1 113**	**550EB7 113**
Opal	4000 K	**550EB1 115**	**550EB7 115**
Microprismatic	2700 K	**550EB1 122**	**550EB7 122**
Microprismatic	3000 K	**550EB1 123**	**550EB7 123**
Microprismatic	4000 K	**550EB1 125**	**550EB7 125**

Opal



Microprismatic



LUMINAIRE INCLUDES
2 x suspension cables 3m
NON-DIM DOWN or DIM DOWN: 1 x Feed Hose 3 x 0,75mm2
Connection Box (CB09.32)
Cover Kit
Diffuser

The data shown corresponds to raw values.

A – Aircraft cable (3 m)
B – Power cable
C – LED module
D – Diffuser
E – Aluminium profile
F – Mounting kit
H – Included connection box

Down light

FINISH
K · Special color - White
L · Special color - Black

DIMM OPTIONS
O · On-Off
D · Dali
P · Push
V · 1.10v

ACOUSTIC KLIMT FIX

ALUMINIUM PC · CRI ≥90 · IK06 · LIFE 50000H · DIM OPTIONAL · IP20

REMOTE · INDOOR · 220–240 V 50–60 Hz · CE





ACOUSTIC KLIMT FIX / KLIMT FIX SQ

POWER STANDARD – ACOUSTIC ROUND KLIMT FIX

		Ø800 – 50	Ø1000 – 50	Ø1200 – 50
	500 mA	12 W 1735 - 1766 - 1844 lm	12 W 1735 - 1766 - 1844 lm	12 W 1735 - 1766 - 1844 lm
15° - 25 - 38° - 60°	2700 K	559EB1 1 2	559EE1 1 2	559EH1 1 2
	3000 K	559EB1 1 3	559EE1 1 3	559EH1 1 3
	4000 K	559EB1 1 5	559EE1 1 5	559EH1 1 5

POWER STANDARD – ACOUSTIC SQUARE KLIMT FIX

		800x800 – 50	1000x1000 – 50	1200x1200 – 50
	500 mA	12 W 1735 - 1766 - 1844 lm	12 W 1735 - 1766 - 1844 lm	12 W 1735 - 1766 - 1844 lm
15° - 25 - 38° - 60°	2700 K	560EB1 1 2	560EE1 1 2	560EH1 1 2
	3000 K	560EB1 1 3	560EE1 1 3	560EH1 1 3
	4000 K	560EB1 1 5	560EE1 1 5	560EH1 1 5

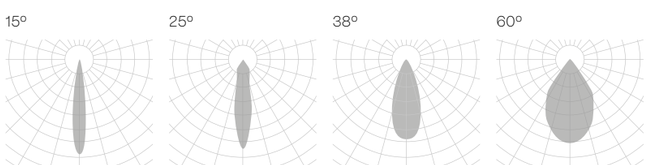

LUMINAIRE INCLUDES
3 x Suspension cables 3m
1 x Feed Hose 3 x 0,75mm2
Connection box CB03 BK or WH finish

The data shown corresponds to raw values.

Down light

FINISH
K · Special color - White
L · Special color - Black

BEAM ANGLE
2 · 15°
4 · 25°
5 · 38°
7 · 60°

DIMM OPTIONS
O · On-Off
D · Dali
P · Push
V · 1.10v







04 | ACOUSTIC ALBERTA SLIGHT CUSTOM

ACOUSTIC ACCESORIES



ACOUSTIC ACCESORIES

PENDANT ACCESORIES

Ø800	Ø1000	Ø1200	800x800	1000x1000	1200x1200
AC.RD.01.PN.	AC.RD.02.PN.	AC.RD.03.PN.	AC.SQ.01.PN.	AC.SQ.02.PN.	AC.SQ.03.PN.

	300 / 2400	600 / 2400
	AC.VT.01.PN.	AC.VT.02.PN.

	300 / 2400	600 / 2400
	AC.FL.01.PN.	AC.FL.02.PN.

SURFACE ACCESORIES

Ø800	Ø1000	Ø1200	800x800	1000x1000	1200x1200
AC.RD.01.SR.	AC.RD.02.SR.	AC.RD.03.SR.	AC.SQ.01.SR.	AC.SQ.02.SR.	AC.SQ.03.SR.

	300 / 2400	600 / 2400
	AC.VT.01.PN.	AC.VT.02.SR.

	300 / 2400	600 / 2400
	AC.FL.01.SR.	AC.FL.02.SR.

MD PANEL

	600 / 600	600 / 1200
	AC.MD.01.RF.	AC.MD.02.RF.

FINISH
S · Special color

OUTDOOR

La luz más allá del interior

Diseñada para integrarse de forma natural en el entorno exterior, la luz prolonga la intención arquitectónica más allá del interior. Recorridos, volúmenes y superficies se definen con precisión, permitiendo que los espacios exteriores se comprendan, se utilicen y se vivan también de noche.

Desarrollada para responder a las condiciones del exterior, la iluminación combina una construcción robusta con una distribución controlada de la luz, garantizando confort visual, durabilidad y una transición fluida entre la arquitectura interior y exterior.

Light beyond the interior

Designed to integrate naturally into outdoor environments, light extends architectural intent beyond interior spaces. Paths, volumes and surfaces are defined with precision, allowing exterior spaces to be read, used and experienced after dark.

Developed to respond to outdoor conditions, outdoor lighting combines robust construction with controlled light distribution, ensuring visual comfort, durability and a seamless transition between interior and exterior architecture.

WALL ARA OUT
PAG. 460

WALL ZAHARA OUT
PAG. 462

WALL DRACO OUT
PAG. 464

OUTDOOR



WALL ARA OUT

CRISMOSIL · CRI ≥90 · IK06 · LIFE 50000H · DIM OPTIONAL

INTEGRATED · OUTDOOR · 220–240 V 50–60 Hz · CE



WALL ARA OUT

L172

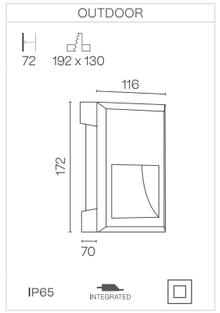

POWER STANDARD – Wall recessed installation

		L172	
	310 mA	4 W 389 - 401 - 436 lm	
Opal	2700 K	**685EB7X112O**	
	3000 K	**685EB7X113O**	
	4000 K	**685EB7X115O**	

The data shown corresponds to raw values.

Cut hole
Minimum height of the false ceiling

Down light

LUMINAIRE INCLUDES
Recessed mounting kit

WALL ZAHARA OUT

CEMENT · CRI ≥90 · IK06 · LIFE 50000H · DIM OPTIONAL

INTEGRATED · OUTDOOR · 220–240 V 50–60 Hz · CE



WALL ZAHARA OUT

L381

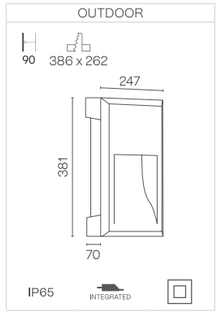

POWER STANDARD – Wall recessed installation

		L381	
	550 mA	9 W 484 - 510 - 534 lm	
Opal	2700 K	**687EB7X112O**	
	3000 K	**687EB7X113O**	
	4000 K	**687EB7X115O**	

The data shown corresponds to raw values.

Cut hole
Minimum height of the false ceiling

Down light

LUMINAIRE INCLUDES
Recessed mounting kit

WALL DRACO OUT

CEMENT · CRI ≥90 · IK06 · LIFE 50000H · DIM OPTIONAL

INTEGRATED · OUTDOOR · 220–240 V 50–60 Hz · CE



WALL DRACO OUT

L370

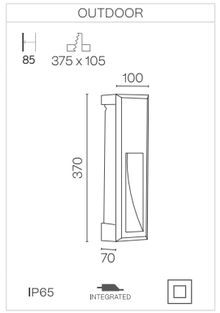

POWER STANDARD – Wall recessed installation

		L370	
	290 mA	5 W 465 - 480 - 525 lm	
Opal	2700 K	**686EB7X112O**	
	3000 K	**686EB7X113O**	
	4000 K	**686EB7X115O**	

The data shown corresponds to raw values.

Cut hole
Minimum height of the false ceiling

Down light

LUMINAIRE INCLUDES
Recessed mounting kit

Cuando la luz se convierte en materia

Desarrollado y elaborado artesanalmente en España, Crismosil® es el material exclusivo de BPM Lighting, creado para integrar la luz de forma natural en la arquitectura. La combinación de yeso técnico, fibra de vidrio y resinas acrílicas ofrece la resistencia del aluminio junto a una estética pura, continua y arquitectónica.

Cada pieza se fabrica a mano con precisión, permitiendo una personalización total en formas, colores y texturas. Más que un material, Crismosil® refleja el compromiso de BPM Lighting con el diseño, la artesanía y una producción responsable y local.

CRISMOSIL

Crismosil® · When light becomes matter

Developed and handcrafted in Spain, Crismosil® is BPM Lighting's exclusive material, created to integrate light seamlessly into architecture. By combining technical plaster, fiberglass and acrylic resins, it achieves the strength of aluminium with a pure, continuous and architectural aesthetic.

Each piece is handmade with precision, allowing full customisation in shapes, colours and textures. More than a material, Crismosil® embodies BPM Lighting's approach to design, craftsmanship and responsible, local production.

NUVOL
PAG. 470

WAVE FAMILY
PAG. 474

SAND
PAG. 480

MENORCA FAMILY
PAG. 486

ALBA PRO CRISMOSIL
PAG. 494

ZENIT FAMILY
PAG. 500

VEGA FAMILY
PAG. 518

ESPIGA FAMILY
PAG. 528

ORBIT FAMILY
PAG. 538

DRACO FAMILY
PAG. 544

TYRA FAMILY
PAG. 552

CRISMO



NUVOL

MEDITERRANEAN Collection

SOON



Yonoh

Design by Yonoh
Diseño de Yonoh

CRISMOSIL · CRI ≥90 · IK06 · LIFE 50000H · DIM OPTIONAL · INDOOR · 220-240 V 50-60 Hz · CE

1. PENDANT

IP40

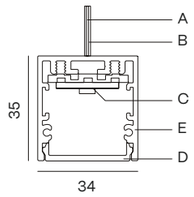

Section detail

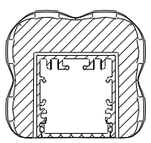

ELECTRIC SYSTEM LENGTH mm.
843 · 1124 · 1405 · 1686

A – Aircraft cable (3 m)
B – Power cable
C – LED module
D – Diffuser
E – Aluminium profile

SOON

POWER STANDARD

		1405	
	500 mA	28 W 4090 - 4845 - 5215 lm	
Opal	2700 K	**635EL1 112**	
	3000 K	**635EL1 113**	
	4000 K	**635EL1 115**	
Microprismatic	2700 K	**635EL1 122**	
	3000 K	**635EL1 123**	
	4000 K	**635EL1 125**	

POWER HIGH

		1405	
	500 mA	56 W 8430 - 9690 - 10430 lm	
Opal	2700 K	**635EL1 312**	
	3000 K	**635EL1 313**	
	4000 K	**635EL1 315**	
Microprismatic	2700 K	**635EL1 322**	
	3000 K	**635EL1 323**	
	4000 K	**635EL1 325**	

The data shown corresponds to raw values.

FINISH
B · Black
W · White
S · Special color

DIMM OPTIONS
O · On-Off
D · Dali
P · Push
V · 1.10v

Down light

WAVE FAMILY

MEDITERRANEAN Collection



Yonoh

Design by Yonoh
Diseño de Yonoh

CRISMOSIL · CRI ≥90 · IK06 · LIFE 50000H · DIM OPTIONAL · REMOTE · INDOOR · 220-240 V 50-60 Hz · CE

WAVE

NEW

1. PENDANT

IP40

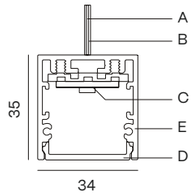



Section detail

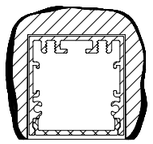

ELECTRIC SYSTEM LENGTH mm.
1405
843 / 1124 (Cominig soon)

A – Aircraft cable (3 m)
B – Power cable
C – LED module
D – Diffuser
E – Aluminium profile

POWER STANDARD

		1405	
	500 mA	28 W 4090 - 4845 - 5215 lm	
Opal	2700 K	**665EL1 112**	
	3000 K	**665EL1 113**	
	4000 K	**665EL1 115**	
Microprismatic	2700 K	**665EL1 122**	
	3000 K	**665EL1 123**	
	4000 K	**665EL1 125**	

POWER HIGH

		1405	
	500 mA	56 W 8430 - 9690 - 10430 lm	
Opal	2700 K	**665EL1 312**	
	3000 K	**665EL1 313**	
	4000 K	**665EL1 315**	
Microprismatic	2700 K	**665EL1 322**	
	3000 K	**665EL1 323**	
	4000 K	**665EL1 325**	

The data shown corresponds to raw values.

FINISH
B · Black
W · White
S · Special color

DIMM OPTIONS
O · On–Off
D · Dali
P · Push
V · 1.10v

Down light

WAVE SOFT

NEW

.01

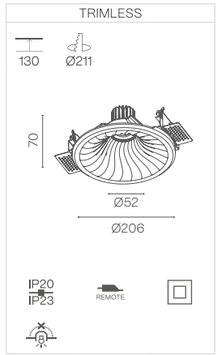

POWER STANDARD

		.01
		BPM50
		250 mA 8 W 1358 - 1380 - 1445 lm
40°	2700 K	**664EB6W152**
	3000 K	**664EB6W153**
	4000 K	**664EB6W155**
60°	2700 K	**664EB6W172**
	3000 K	**664EB6W173**
	4000 K	**664EB6W175**

POWER HIGH

		.01
		BPM300
		350 mA 12 W 1784 - 1820 - 1866 lm
40°	2700 K	**664EB6W352**
	3000 K	**664EB6W353**
	4000 K	**664EB6W355**
60°	2700 K	**664EB6W372**
	3000 K	**664EB6W373**
	4000 K	**664EB6W375**

Cut-away detail

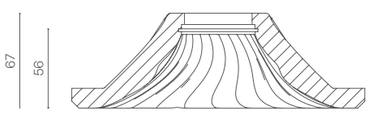

40°

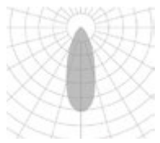

60°



The data shown corresponds to raw values.
This product must be painted by the customer.

Cut hole
Minimum height of the false ceiling
Luminaire not suitable to be covered with thermal insulating material

DIMM OPTIONS
O · On-Off
D · Dali
P · Push
V · 1.10v

Down light

LUMINAIRE INCLUDES
Recessed with frame mounting kit

ON DEMAND OPTIONS
Wireless control options
Wall washer lens 15° beam angle

WAVE DOME

NEW

.01

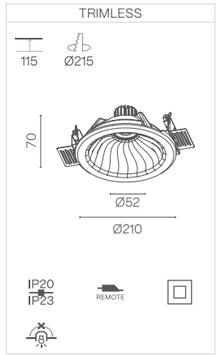

POWER STANDARD

		.01
		BPM50
		250 mA 8 W 1358 - 1380 - 1445 lm
40°	2700 K	**663EB6W152**
	3000 K	**663EB6W153**
	4000 K	**663EB6W155**
60°	2700 K	**663EB6W172**
	3000 K	**663EB6W173**
	4000 K	**663EB6W175**

POWER HIGH

		.01
		BPM300
		350 mA 12 W 1784 - 1820 - 1866 lm
40°	2700 K	**663EB6W352**
	3000 K	**663EB6W353**
	4000 K	**663EB6W355**
60°	2700 K	**663EB6W372**
	3000 K	**663EB6W373**
	4000 K	**663EB6W375**

Cut-away detail

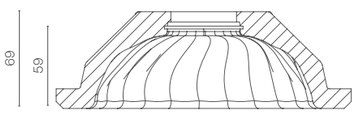

40°



60°



The data shown corresponds to raw values.
This product must be painted by the customer.

Cut hole
Minimum height of the false ceiling
Luminaire not suitable to be covered with thermal insulating material

DIMM OPTIONS
O · On-Off
D · Dali
P · Push
V · 1.10v

Down light

LUMINAIRE INCLUDES
Recessed with frame mounting kit

ON DEMAND OPTIONS
Wireless control options
Wall washer lens 15° beam angle

SAND

MEDITERRANEAN Collection



Yonoh

Design by Yonoh
Diseño de Yonoh

CRISMOSIL · CRI ≥90 · IK06 · LIFE 50000H · DIM OPTIONAL · REMOTE · INDOOR · 220-240 V 50-60 Hz · CE

SAND

NEW

.01

WALL RECESSED

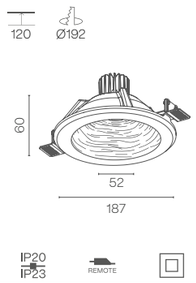

Cut-away detail

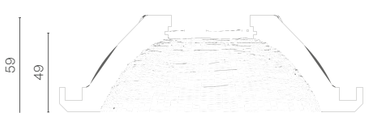

This product must be painted by the customer.

Cut hole

Minimum height of the false ceiling

LUMINAIRE INCLUDES
Recessed with frame mounting kit

ON DEMAND OPTIONS

Wireless control options

Wall washer lens 15° beam angle

POWER STANDARD

		.01	
		BPM50	
Down light		250 mA 8 W 1358 - 1380 - 1445 lm	
40°	2700 K	**645EB6W152**	
	3000 K	**645EB6W153**	
	4000 K	**645EB6W155**	
60°	2700 K	**645EB6W172**	
	3000 K	**645EB6W173**	
	4000 K	**645EB6W175**	

POWER HIGH

		.01	
		BPM300	
Down light		350 mA 12 W 1784 - 1820 - 1866 lm	
40°	2700 K	**645EB6W352**	
	3000 K	**645EB6W353**	
	4000 K	**645EB6W355**	
60°	2700 K	**645EB6W372**	
	3000 K	**645EB6W373**	
	4000 K	**645EB6W375**	

40°



60°



The data shown corresponds to raw values.

DIMM OPTIONS
- **O** · On-Off
- **D** · Dali
- **P** · Push
- **V** · 1.10v

Down light

CRISMOSIL®
SHAPED BY THE MEDITERRANEAN







MEDITERRANEAN COLECTION
NUVOL FAMILY | **468**
WAVE FAMILY | **472**
SAND FAMILY | **478**



NUVOL, WAVE & SAND, designed by **Yonoh**, explore the expressive potential of **Crismosil®** through reliefs inspired by **sea waves**, **sand and clouds**, elements that reflect our Mediterranean essence.

Surfaces that convey movement, lightness and continuity. Matter is shaped through organic rhythms that interact with light, creating depth, nuance and a calm, immersive sensory experience.

These new forms translate the Mediterranean landscape into architecture, strengthening the connection between design, nature and space, while adding identity and warmth to every project.

Light shaped by the landscape.

__NUVOL, WAVE & SAND__, diseñadas por __Yonoh__, exploran el potencial expresivo de __Crismosil®__ a través de relieves inspirados en __las olas del mar__, __la arena y las nubes__, elementos que reflejan nuestra esencia mediterránea.

Superficies que evocan movimiento, ligereza y continuidad. La materia se modela con ritmos orgánicos que interactúan con la luz, generando profundidad, matices y una experiencia sensorial serena y envolvente.

Estas nuevas formas trasladan el paisaje mediterráneo a la arquitectura, reforzando el vínculo entre diseño, naturaleza y espacio, y aportando identidad y calidez a cada proyecto.

Luz modelada por el paisaje.

Yonoh

MENORCA FAMILY



CRISMOSIL · CRI ≥90 · IK06 · LIFE 50000H · DIM OPTIONAL · TW

IP20 IP43 · INTEGRATED · INDOOR · 220–240 V 50–60 Hz · CE

MENORCA DEEP STRAIGHT

TRIMLESS

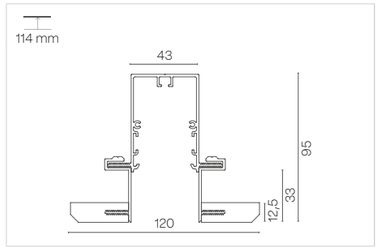

Total length = electrical system + 10mm + cover kit mm
(Total length + 5 mm) x 125 mm

COVER KIT

COVER KIT

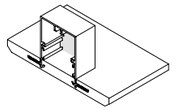

FK555

JOINTS

ANGLE JOINT

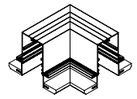

UA16

LINEAR JOINT



UR03

POWER STANDARD

		843	1124	1405	1686	1967	2248
	500 mA	17 W 2454 - 2907 - 3129 lm	22 W 3272 - 3876 - 4172 lm	28 W 4090 - 4845 - 5215 lm	33 W 4908 - 5814 - 6258 lm	39 W 5726 - 6783 - 7301 lm	45 W 6544 - 7752 - 8344 lm
Opal	2700 K	**625EH6W112**	**625EJ6W112**	**625EL6W112**	**625EN6W112**	**625EP6W112**	**625ER6W112**
Opal	3000 K	**625EH6W113**	**625EJ6W113**	**625EL6W113**	**625EN6W113**	**625EP6W113**	**625ER6W113**
Opal	4000 K	**625EH6W115**	**625EJ6W115**	**625EL6W115**	**625EN6W115**	**625EP6W 115**	**625ER6W115**
Microprismatic	2700 K	**625EH6W122**	**625EJ6W122**	**625EL6W122**	**625EN6W122**	**625EP6W122**	**625ER6W122**
Microprismatic	3000 K	**625EH6W123**	**625EJ6W123**	**625EL6W123**	**625EN6W123**	**625EP6W123**	**625ER6W123**
Microprismatic	4000 K	**625EH6W125**	**625EJ6W125**	**625EL6W125**	**625EN6W125**	**625EP6W125**	**625ER6W125**

POWER HIGH

		843	1124	1405	1686	1967	2248
	500 mA	33 W 4908 - 5814 - 6258 lm	45 W 6544 - 7752 - 8344 lm	56 W 8180 - 9690 - 10430 lm	67 W 9816 - 11628 - 12516 lm	78 W 11452 - 13566 - 14602 lm	89 W 13088 - 15504 - 16688 lm
Opal	2700 K	**625EH6W312**	**625EJ6W312**	**625EL6W312**	**625EN6W312**	**625EP6W312**	**625ER6W312**
Opal	3000 K	**625EH6W313**	**625EJ6W313**	**625EL6W313**	**625EN6W313**	**625EP6W313**	**625ER6W313**
Opal	4000 K	**625EH6W315**	**625EJ6W315**	**625EL6W315**	**625EN6W315**	**625EP6W315**	**625ER6W315**
Microprismatic	2700 K	**625EH6W322**	**625EJ6W322**	**625EL6W322**	**625EN6W322**	**625EP6W322**	**625ER6W322**
Microprismatic	3000 K	**625EH6W323**	**625EJ6W323**	**625EL6W323**	**625EN6W323**	**625EP6W323**	**625ER6W323**
Microprismatic	4000 K	**625EH6W325**	**625EJ6W325**	**625EL6W325**	**625EN6W325**	**625EP6W325**	**625ER6W325**

Opal



Microprismatic



The MENORCA family is available in multiple sizes.
This page shows a selection of them.
For other sizes and technical specifications, see page 194.

The data shown corresponds to raw values.
This product must be painted by the customer.

ON DEMAND OPTIONS

CRI 80
Special color temperatures
RGB
Emergency lighting
Motion detection
Wireless control options

DIMM OPTIONS
O · On-Off
D · Dali
P · Push
V · 1.10v

Down light

MENORCA DEEP TILT

TRIMLESS

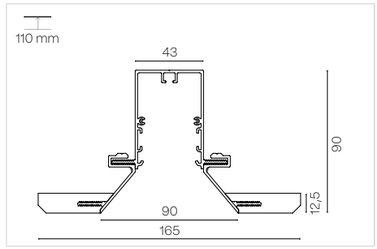

Total length = electrical system + 10mm + cover kit mm
(Total length + 5 mm) x 170 mm

COVER KIT

COVER KIT

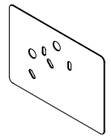

CK10

JOINTS

ANGLE JOINT

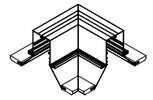

UA08

LINEAR JOINT



UR03

POWER STANDARD

		843	1124	1405	1686	1967	2248
	500 mA	17 W 2454 - 2907 - 3129 lm	22 W 3272 - 3876 - 4172 lm	28 W 4090 - 4845 - 5215 lm	33 W 4908 - 5814 - 6258 lm	39 W 5726 - 6783 - 7301 lm	45 W 6544 - 7752 - 8344 lm
Opal	2700 K	**626EH6W112**	**626EJ6W112**	**626EL6W112**	**626EN6W112**	**626EP6W112**	**626ER6W112**
Opal	3000 K	**626EH6W113**	**626EJ6W113**	**626EL6W113**	**626EN6W113**	**626EP6W113**	**626ER6W113**
Opal	4000 K	**626EH6W115**	**626EJ6W115**	**626EL6W115**	**626EN6W115**	**626EP6W 115**	**626ER6W115**
Microprismatic	2700 K	**626EH6W122**	**626EJ6W122**	**626EL6W122**	**626EN6W122**	**626EP6W122**	**626ER6W122**
Microprismatic	3000 K	**626EH6W123**	**626EJ6W123**	**626EL6W123**	**626EN6W123**	**626EP6W123**	**626ER6W123**
Microprismatic	4000 K	**626EH6W125**	**626EJ6W125**	**626EL6W125**	**626EN6W125**	**626EP6W125**	**626ER6W125**

POWER HIGH

		843	1124	1405	1686	1967	2248
	500 mA	33 W 4908 - 5814 - 6258 lm	45 W 6544 - 7752 - 8344 lm	56 W 8180 - 9690 - 10430 lm	67 W 9816 - 11628 - 12516 lm	78 W 11452 - 13566 - 14602 lm	89 W 13088 - 15504 - 16688 lm
Opal	2700 K	**626EH6W312**	**626EJ6W312**	**626EL6W312**	**626EN6W312**	**626EP6W312**	**626ER6W312**
Opal	3000 K	**626EH6W313**	**626EJ6W313**	**626EL6W313**	**626EN6W313**	**626EP6W313**	**626ER6W313**
Opal	4000 K	**626EH6W315**	**626EJ6W315**	**626EL6W315**	**626EN6W315**	**626EP6W315**	**626ER6W315**
Microprismatic	2700 K	**626EH6W322**	**626EJ6W322**	**626EL6W322**	**626EN6W322**	**626EP6W322**	**626ER6W322**
Microprismatic	3000 K	**626EH6W323**	**626EJ6W323**	**626EL6W323**	**626EN6W323**	**626EP6W323**	**626ER6W323**
Microprismatic	4000 K	**626EH6W325**	**626EJ6W325**	**626EL6W325**	**626EN6W325**	**626EP6W325**	**626ER6W325**

Opal



Microprismatic



The MENORCA family is available in multiple sizes.
This page shows a selection of them.
For other sizes and technical specifications, see page 194.

The data shown corresponds to raw values.
This product must be painted by the customer.

ON DEMAND OPTIONS

CRI 80
Special color temperatures
RGB
Emergency lighting
Motion detection
Wireless control options

DIMM OPTIONS
O · On-Off
D · Dali
P · Push
V · 1.10v

Down light

MENORCA DEEP WAVE

TRIMLESS

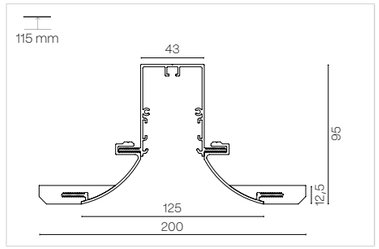

Total length = electrical system + 10mm + cover kit mm
(Total length + 5 mm) x 205 mm

COVER KIT

COVER KIT
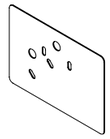
CK10

JOINTS

ANGLE JOINT	LINEAR JOINT
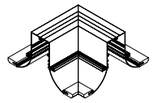	
UA06	**UR03**

POWER STANDARD

		843	1124	1405	1686	1967	2248
	500 mA	17 W 2454 - 2907 - 3129 lm	22 W 3272 - 3876 - 4172 lm	28 W 4090 - 4845 - 5215 lm	33 W 4908 - 5814 - 6258 lm	39 W 5726 - 6783 - 7301 lm	45 W 6544 - 7752 - 8344 lm
Opal	2700 K	**627EH6W112**	**627EJ6W112**	**627EL6W112**	**627EN6W112**	**627EP6W112**	**627ER6W112**
Opal	3000 K	**627EH6W113**	**627EJ6W113**	**627EL6W113**	**627EN6W113**	**627EP6W113**	**627ER6W113**
Opal	4000 K	**627EH6W115**	**627EJ6W115**	**627EL6W115**	**627EN6W115**	**627EP6W 115**	**627ER6W115**
Microprismatic	2700 K	**627EH6W122**	**627EJ6W122**	**627EL6W122**	**627EN6W122**	**627EP6W122**	**627ER6W122**
Microprismatic	3000 K	**627EH6W123**	**627EJ6W123**	**627EL6W123**	**627EN6W123**	**627EP6W123**	**627ER6W123**
Microprismatic	4000 K	**627EH6W125**	**627EJ6W125**	**627EL6W125**	**627EN6W125**	**627EP6W125**	**627ER6W125**

POWER HIGH

		843	1124	1405	1686	1967	2248
	500 mA	33 W 4908 - 5814 - 6258 lm	45 W 6544 - 7752 - 8344 lm	56 W 8180 - 9690 - 10430 lm	67 W 9816 - 11628 - 12516 lm	78 W 11452 - 13566 - 14602 lm	89 W 13088 - 15504 - 16688 lm
Opal	2700 K	**627EH6W312**	**627EJ6W312**	**627EL6W312**	**627EN6W312**	**627EP6W312**	**627ER6W312**
Opal	3000 K	**627EH6W313**	**627EJ6W313**	**627EL6W313**	**627EN6W313**	**627EP6W313**	**627ER6W313**
Opal	4000 K	**627EH6W315**	**627EJ6W315**	**627EL6W315**	**627EN6W315**	**627EP6W315**	**627ER6W315**
Microprismatic	2700 K	**627EH6W322**	**627EJ6W322**	**627EL6W322**	**627EN6W322**	**627EP6W322**	**627ER6W322**
Microprismatic	3000 K	**627EH6W323**	**627EJ6W323**	**627EL6W323**	**627EN6W323**	**627EP6W323**	**627ER6W323**
Microprismatic	4000 K	**627EH6W325**	**627EJ6W325**	**627EL6W325**	**627EN6W325**	**627EP6W325**	**627ER6W325**

Opal



Microprismatic



The MENORCA family is available in multiple sizes.
This page shows a selection of them.
For other sizes and technical specifications, see page 194.

The data shown corresponds to raw values.
This product must be painted by the customer.

ON DEMAND OPTIONS

CRI 80
Special color temperatures
RGB
Emergency lighting
Motion detection
Wireless control options

DIMM OPTIONS
O · On-Off
D · Dali
P · Push
V · 1.10v

Down light

MENORCA EDGE

TRIMLESS

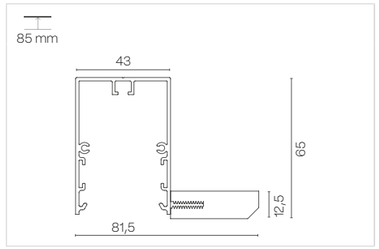

Total length = electrical system + 10mm + cover kit mm
(Total length + 5 mm) x 87 mm

COVER KIT

COVER KIT
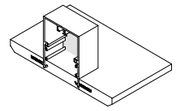
FK553

JOINTS

ANGLE JOINT	LINEAR JOINT
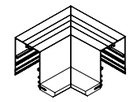	
UA10	**UR03**

POWER STANDARD

		843	1124	1405	1686	1967	2248
	500 mA	17 W 2454 - 2907 - 3129 lm	22 W 3272 - 3876 - 4172 lm	28 W 4090 - 4845 - 5215 lm	33 W 4908 - 5814 - 6258 lm	39 W 5726 - 6783 - 7301 lm	45 W 6544 - 7752 - 8344 lm
Opal	2700 K	**628EH6W112**	**628EJ6W112**	**628EL6W112**	**628EN6W112**	**628EP6W112**	**628ER6W112**
Opal	3000 K	**628EH6W113**	**628EJ6W113**	**628EL6W113**	**628EN6W113**	**628EP6W113**	**628ER6W113**
Opal	4000 K	**628EH6W115**	**628EJ6W115**	**628EL6W115**	**628EN6W115**	**628EP6W 115**	**628ER6W115**
Microprismatic	2700 K	**628EH6W122**	**628EJ6W122**	**628EL6W122**	**628EN6W122**	**628EP6W122**	**628ER6W122**
Microprismatic	3000 K	**628EH6W123**	**628EJ6W123**	**628EL6W123**	**628EN6W123**	**628EP6W123**	**628ER6W123**
Microprismatic	4000 K	**628EH6W125**	**628EJ6W125**	**628EL6W125**	**628EN6W125**	**628EP6W125**	**628ER6W125**

POWER HIGH

		843	1124	1405	1686	1967	2248
	500 mA	33 W 4908 - 5814 - 6258 lm	45 W 6544 - 7752 - 8344 lm	56 W 8180 - 9690 - 10430 lm	67 W 9816 - 11628 - 12516 lm	78 W 11452 - 13566 - 14602 lm	89 W 13088 - 15504 - 16688 lm
Opal	2700 K	**628EH6W312**	**628EJ6W312**	**628EL6W312**	**628EN6W312**	**628EP6W312**	**628ER6W312**
Opal	3000 K	**628EH6W313**	**628EJ6W313**	**628EL6W313**	**628EN6W313**	**628EP6W313**	**628ER6W313**
Opal	4000 K	**628EH6W315**	**628EJ6W315**	**628EL6W315**	**628EN6W315**	**628EP6W315**	**628ER6W315**
Microprismatic	2700 K	**628EH6W322**	**628EJ6W322**	**628EL6W322**	**628EN6W322**	**628EP6W322**	**628ER6W322**
Microprismatic	3000 K	**628EH6W323**	**628EJ6W323**	**628EL6W323**	**628EN6W323**	**628EP6W323**	**628ER6W323**
Microprismatic	4000 K	**628EH6W325**	**628EJ6W325**	**628EL6W325**	**628EN6W325**	**628EP6W325**	**628ER6W325**

Opal



Microprismatic



The MENORCA family is available in multiple sizes.
This page shows a selection of them.
For other sizes and technical specifications, see page 194.

The data shown corresponds to raw values.
This product must be painted by the customer.

ON DEMAND OPTIONS

CRI 80
Special color temperatures
RGB
Emergency lighting
Motion detection
Wireless control options

DIMM OPTIONS
O · On-Off
D · Dali
P · Push
V · 1.10v

Down light

MENORCA FLAT

TRIMLESS

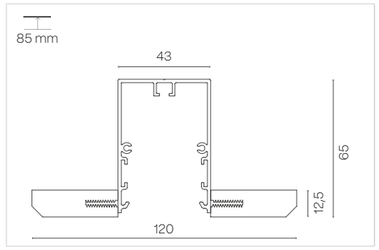

Total length = electrical system + 10mm + cover kit mm
(Total length + 5 mm) x 125 mm

COVER KIT

COVER KIT

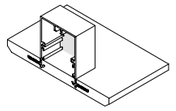

FK550

JOINTS

ANGLE JOINT

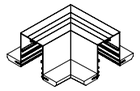

UA04

LINEAR JOINT



UR03

POWER STANDARD

		843	1124	1405	1686	1967	2248
	500 mA	17 W 2454 - 2907 - 3129 lm	22 W 3272 - 3876 - 4172 lm	28 W 4090 - 4845 - 5215 lm	33 W 4908 - 5814 - 6258 lm	39 W 5726 - 6783 - 7301 lm	45 W 6544 - 7752 - 8344 lm
Opal	2700 K	**629EH6W112**	**629EJ6W112**	**629EL6W112**	**629EN6W112**	**629EP6W112**	**629ER6W112**
Opal	3000 K	**629EH6W113**	**629EJ6W113**	**629EL6W113**	**629EN6W113**	**629EP6W113**	**629ER6W113**
Opal	4000 K	**629EH6W115**	**629EJ6W115**	**629EL6W115**	**629EN6W115**	**629EP6W 115**	**629ER6W115**
Microprismatic	2700 K	**629EH6W122**	**629EJ6W122**	**629EL6W122**	**629EN6W122**	**629EP6W122**	**629ER6W122**
Microprismatic	3000 K	**629EH6W123**	**629EJ6W123**	**629EL6W123**	**629EN6W123**	**629EP6W123**	**629ER6W123**
Microprismatic	4000 K	**629EH6W125**	**629EJ6W125**	**629EL6W125**	**629EN6W125**	**629EP6W125**	**629ER6W125**

POWER HIGH

		843	1124	1405	1686	1967	2248
	500 mA	33 W 4908 - 5814 - 6258 lm	45 W 6544 - 7752 - 8344 lm	56 W 8180 - 9690 - 10430 lm	67 W 9816 - 11628 - 12516 lm	78 W 11452 - 13566 - 14602 lm	89 W 13088 - 15504 - 16688 lm
Opal	2700 K	**629EH6W312**	**629EJ6W312**	**629EL6W312**	**629EN6W312**	**629EP6W312**	**629ER6W312**
Opal	3000 K	**629EH6W313**	**629EJ6W313**	**629EL6W313**	**629EN6W313**	**629EP6W313**	**629ER6W313**
Opal	4000 K	**629EH6W315**	**629EJ6W315**	**629EL6W315**	**629EN6W315**	**629EP6W315**	**629ER6W315**
Microprismatic	2700 K	**629EH6W322**	**629EJ6W322**	**629EL6W322**	**629EN6W322**	**629EP6W322**	**629ER6W322**
Microprismatic	3000 K	**629EH6W323**	**629EJ6W323**	**629EL6W323**	**629EN6W323**	**629EP6W323**	**629ER6W323**
Microprismatic	4000 K	**629EH6W325**	**629EJ6W325**	**629EL6W325**	**629EN6W325**	**629EP6W325**	**629ER6W325**

Opal



Microprismatic



The MENORCA family is available in multiple sizes.
This page shows a selection of them.
For other sizes and technical specifications, see page 194.

The data shown corresponds to raw values.
This product must be painted by the customer.

ON DEMAND OPTIONS

CRI 80
Special color temperatures
RGB
Emergency lighting
Motion detection
Wireless control options

DIMM OPTIONS
O · On-Off
D · Dali
P · Push
V · 1.10v

Down light

MENORCA WASHER

TRIMLESS

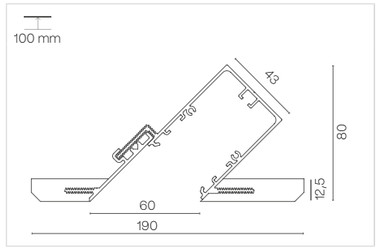

Total length = electrical system + 10mm + cover kit mm
(Total length + 5 mm) x 195 mm

COVER KIT

COVER KIT

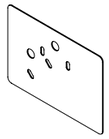

CK10

JOINTS

ANGLE JOINT OUTSIDE

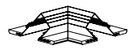

UA14

ANGLE JOINT INSIDE



UA12

LINEAR JOINT



UR03

POWER STANDARD

		843	1124	1405	1686	1967	2248
	500 mA	17 W 2454 - 2907 - 3129 lm	22 W 3272 - 3876 - 4172 lm	28 W 4090 - 4845 - 5215 lm	33 W 4908 - 5814 - 6258 lm	39 W 5726 - 6783 - 7301 lm	45 W 6544 - 7752 - 8344 lm
Opal	2700 K	**630EH6W112**	**630EJ6W112**	**630EL6W112**	**630EN6W112**	**630EP6W112**	**630ER6W112**
Opal	3000 K	**630EH6W113**	**630EJ6W113**	**630EL6W113**	**630EN6W113**	**630EP6W113**	**630ER6W113**
Opal	4000 K	**630EH6W115**	**630EJ6W115**	**630EL6W115**	**630EN6W115**	**630EP6W 115**	**630ER6W115**
Microprismatic	2700 K	**630EH6W122**	**630EJ6W122**	**630EL6W122**	**630EN6W122**	**630EP6W122**	**630ER6W122**
Microprismatic	3000 K	**630EH6W123**	**630EJ6W123**	**630EL6W123**	**630EN6W123**	**630EP6W123**	**630ER6W123**
Microprismatic	4000 K	**630EH6W125**	**630EJ6W125**	**630EL6W125**	**630EN6W125**	**630EP6W125**	**630ER6W125**

POWER HIGH

		843	1124	1405	1686	1967	2248
	500 mA	33 W 4908 - 5814 - 6258 lm	45 W 6544 - 7752 - 8344 lm	56 W 8180 - 9690 - 10430 lm	67 W 9816 - 11628 - 12516 lm	78 W 11452 - 13566 - 14602 lm	89 W 13088 - 15504 - 16688 lm
Opal	2700 K	**630EH6W312**	**630EJ6W312**	**630EL6W312**	**630EN6W312**	**630EP6W312**	**630ER6W312**
Opal	3000 K	**630EH6W313**	**630EJ6W313**	**630EL6W313**	**630EN6W313**	**630EP6W313**	**630ER6W313**
Opal	4000 K	**630EH6W315**	**630EJ6W315**	**630EL6W315**	**630EN6W315**	**630EP6W315**	**630ER6W315**
Microprismatic	2700 K	**630EH6W322**	**630EJ6W322**	**630EL6W322**	**630EN6W322**	**630EP6W322**	**630ER6W322**
Microprismatic	3000 K	**630EH6W323**	**630EJ6W323**	**630EL6W323**	**630EN6W323**	**630EP6W323**	**630ER6W323**
Microprismatic	4000 K	**630EH6W325**	**630EJ6W325**	**630EL6W325**	**630EN6W325**	**630EP6W325**	**630ER6W325**

Opal



Microprismatic



The MENORCA family is available in multiple sizes.
This page shows a selection of them.
For other sizes and technical specifications, see page 194.

The data shown corresponds to raw values.
This product must be painted by the customer.

ON DEMAND OPTIONS

CRI 80
Special color temperatures
RGB
Emergency lighting
Motion detection
Wireless control options

DIMM OPTIONS
O · On-Off
D · Dali
P · Push
V · 1.10v

Down light

ALBA PRO CRISMOSIL

SOON

CRISMOSIL · CRI ≥90 · IK06 · LIFE 50000H · DIM OPTIONAL · TW

INTEGRATED · INDOOR · 220-240 V 50-60 Hz

LIGHT MODULES

SOON



1. SPOTLIGHT

IP40

350°

90°

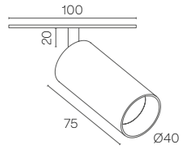

		POWER STANDARD	POWER HIGH
	700 mA	6 W 878 – 889 – 930 lm	6 W 886 – 898 – 939 lm
15°	2700 K	260EX9 122X	260EX9 322X
	3000 K	260EX9 123X	260EX9 323X
	4000 K	260EX9 125X	260EX9 325X
24°	2700 K	260EX9 132X	260EX9 332X
	3000 K	260EX9 133X	260EX9 333X
	4000 K	260EX9 135X	260EX9 335X
38°	2700 K	260EX9 152X	260EX9 352X
	3000 K	260EX9 153X	260EX9 353X
	4000 K	260EX9 155X	260EX9 355X

1. SPOTLIGHT STICK

IP40

350°

90°

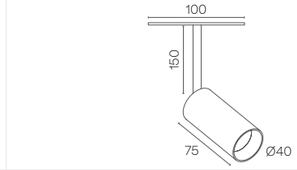

		POWER STANDARD	POWER HIGH
	700 mA	6 W 878 – 889 – 930 lm	6 W 886 – 898 – 939 lm
15°	2700 K	261EX9 122X	261EX9 322X
	3000 K	261EX9 123X	261EX9 323X
	4000 K	261EX9 125X	261EX9 325X
24°	2700 K	261EX9 132X	261EX9 332X
	3000 K	261EX9 133X	261EX9 333X
	4000 K	261EX9 135X	261EX9 335X
38°	2700 K	261EX9 152X	261EX9 352X
	3000 K	261EX9 153X	261EX9 353X
	4000 K	261EX9 155X	261EX9 355X

15°

24°

38°



The data shown corresponds to raw values.

Down light

FINISH
B · Black
W · White

LIGHT MODULES – Configurable custom luminaire

2. MODULE LENSES – POWER STANDARD

IP40





Dimension		29 mm	80 mm
	350 mA	4 W 575 – 600 – 625 lm	7 W 1000 – 1050 – 1055 lm
65°	2700 K	257EX9 172X	258EX9 172X
	3000 K	257EX9 173X	258EX9 173X
	4000 K	257EX9 175X	258EX9 175X
90°	2700 K	257EX9 172X	258EX9 172X
	3000 K	257EX9 173X	258EX9 173X
	4000 K	257EX9 175X	258EX9 175X
Asymetric	2700 K	257EX9 142X	258EX9 142X
	3000 K	257EX9 143X	258EX9 143X
	4000 K	257EX9 155X	258EX9 155X

2. MODULE LENSES – POWER HIGH

IP40





Dimension		29 mm	80 mm
	700 mA	8 W 1115 – 1165 – 1220 lm	14 W 1950 – 2040 – 2050 lm
65°	2700 K	257EX9 372X	258EX9 372X
	3000 K	257EX9 373X	258EX9 373X
	4000 K	257EX9 375X	258EX9 375X
90°	2700 K	257EX9 372X	258EX9 372X
	3000 K	257EX9 373X	258EX9 373X
	4000 K	257EX9 375X	258EX9 375X
Asymetric	2700 K	257EX9 342X	258EX9 342X
	3000 K	257EX9 343X	258EX9 343X
	4000 K	257EX9 355X	258EX9 355X

3. MODULE LIGHT – POWER STANDARD

IP40





		Opal	Microprismatic
Dimension		280 mm	280 mm
	700 mA	8 W 1178 – 1388 – 1493 lm	8 W 1178 – 1388 – 1493 lm
Power standard	2700 K	259EX9W112X	259EX9W122X
	3000 K	259EX9W113X	259EX9W123X
	4000 K	259EX9W115X	259EX9W125X

3. MODULE LIGHT – POWER HIGH

IP40





		Opal	Microprismatic
Dimension		280 mm	280 mm
	700 mA	16 W 2213 – 2664 – 2866 lm	16 W 2213 – 2664 – 2866 lm
Power high	2700 K	259EX9W312X	259EX9W322X
	3000 K	259EX9W313X	259EX9W323X
	4000 K	259EX9W315X	259EX9W325X

65°



90°



Asymetric



Opal



Microprismatic



The data shown corresponds to raw values.

Down light

FINISH
B · Black
W · White
S · Special color

DIMM OPTIONS
O · On-Off
D · Dali
P · Push
V · 1.10v

PROFILES for modules

TRIMLESS

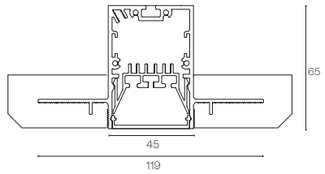

A255PB6XXX

Total length = Electrical system length + 2 x 10 mm (Ends) + 2 x 2 mm (Cover Kit)
(Total length + 2 mm) x 65 mm

GENERAL COMPONENTS

COVER KIT
Trimless
A255CB6XXX

OPAQUE

A255PBXXXX

ALBA DRIVER FOR CUSTOM PRODUCT – POWER STANDARD			
Electric system Length **281 mm**	1 MODULE	4 W	**DR10163.01.ST.**
Electric system Length **562 mm**	2 – 4 MODULES	8 to 16 W	**DR10163.02.ST.**
Electric system Length **843 mm**	5 – 9 MODULES	20 to 36 W	**DR10163.03.ST.**
Electric system Length **1124 mm**	10 – 17 MODULES	40 to 68 W	**DR10163.04.ST.**
Electric system Length **1405 mm**	18 – 19 MODULES	72 to 76 W	**DR10163.05.ST.**

ALBA DRIVER FOR CUSTOM PRODUCT – POWER HIGH			
Electric system Length **281 mm**	1 MODULE	8 W	**DR10163.01.HI.**
Electric system Length **562 mm**	2 – 4 MODULES	16 W	**DR10163.02.HI.**
Electric system Length **843 mm**	5 – 9 MODULES	24 to 32 W	**DR10163.03.HI.**
Electric system Length **1124 mm**	10 – 17 MODULES	40 to 64 W	**DR10163.04.HI.**
Electric system Length **1405 mm**	18 – 19 MODULES	72 to 88 W	**DR10163.05.HI.**

This product must be painted by the customer.

ON DEMAND OPTIONS

Special color temperatures · Custom dimensions · CRI 80 · Emergency lighting · Motion detection · Wireless control options · RGB

FINISH
- **B** · Black
- **W** · White
- **S** · Special color

DIMM OPTIONS
- **O** · On-Off
- **D** · Dali
- **P** · Push
- **V** · 1.10v

CLOSED LUMINAIRE

POWER STANDARD – Closed luminaire

		843	1124	1405
	24 V	4 W 387 – 405 – 425 lm	6 W 622 – 634 – 666 lm	8 W 824 – 840 – 882 lm
	500 mA	17 W 1454 – 2907 – 3129 lm	22 W 3272 – 3876 – 4172 lm	28 W 4090 – 4845 – 5215 lm
Opal	2700 K	**255EH6 112**	**255EJ6 112**	**255EL6 112**
	3000 K	**255EH6 113**	**255EJ6 113**	**255EL6 113**
	4000 K	**255EH6 115**	**255EJ6 115**	**255EL6 115**
Microprismatic	2700 K	**255EH6 122**	**255EJ6 122**	**255EL6 122**
	3000 K	**255EH6 123**	**255EJ6 123**	**255EL6 123**
	4000 K	**255EH6 125**	**255EJ6 125**	**255EL6 125**

POWER HIGH – Closed luminaire

		843	1124	1405
	24 V	4 W 387 – 405 – 425 lm	6 W 622 – 634 – 666 lm	8 W 824 – 840 – 882 lm
	500 mA	17 W 1454 – 2907 – 3129 lm	22 W 3272 – 3876 – 4172 lm	28 W 4090 – 4845 – 5215 lm
Opal	2700 K	**255EH6 312**	**255EJ6 312**	**255EL6 312**
	3000 K	**255EH6 313**	**255EJ6 313**	**255EL6 313**
	4000 K	**255EH6 315**	**255EJ6 315**	**255EL6 315**
Microprismatic	2700 K	**255EH6 322**	**255EJ6 322**	**255EL6 322**
	3000 K	**255EH6 323**	**255EJ6 323**	**255EL6 323**
	4000 K	**255EH6 325**	**255EJ6 325**	**255EL6 325**

The ALBA family is available in multiple sizes.
This page shows a selection of them.
For other sizes and technical specifications, see page 194.

Closed luminaire with 4 opaques and 3 lens modules

		POWER STANDARD	POWER HIGH
		1098 mm (TR)	
		350 mA · 12 W 1725 – 1800 – 1875 lm	700 mA · 24 W 3345 – 3495 – 3660 lm
65°	2700 K	**256EX6 172**	**256EX6 372**
	3000 K	**256EX6 173**	**256EX6 373**
	4000 K	**256EX6 175**	**256EX6 375**

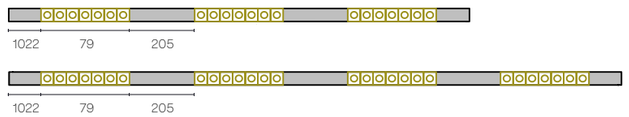

Closed luminaire with 5 opaques and 4 lens modules

		POWER STANDARD	POWER HIGH
		1463 mm (TR)	
		350 mA · 16 W 2300 – 2400 – 2500 lm	700 mA · 32 W 4460 – 4660 – 4880 lm
65°	2700 K	**256EY6 172**	**256EY6 372**
	3000 K	**256EY6 173**	**256EY6 373**
	4000 K	**256EY6 175**	**256EY6 375**

Opal



Microprismatic

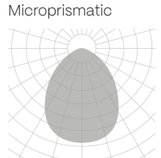

65°



The data shown corresponds to raw values.

FINISH
- **B** · Black
- **W** · White
- **S** · Special color

DIMM OPTIONS
- **O** · On-Off
- **D** · Dali
- **P** · Push
- **V** · 1.10v

ZENIT FAMILY



CRISMOSIL · CRI ≥90 · IK06 · LIFE 50000H · DIM OPTIONAL

REMOTE · INDOOR · 220-240 V 50-60 Hz · CE

ZENIT

.00

NEW

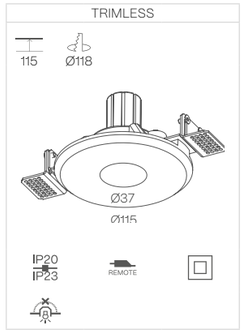

.01

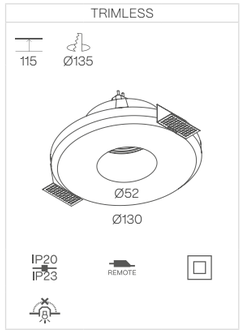

POWER STANDARD

		.00	.01
		BPM30	BPM50
		350 mA 3 W 489 - 496 - 518 lm	250 mA 8 W 1358 - 1380 - 1445 lm
24°	2700 K	**670EA6W132**	–
	3000 K	**670EA6W133**	–
	4000 K	**670EA6W135**	–
40°	2700 K	**670EA6W152**	**670EB6W152**
	3000 K	**670EA6W153**	**670EB6W153**
	4000 K	**670EA6W155**	**670EB6W155**
60°	2700 K	**670EA6W172**	**670EB6W172**
	3000 K	**670EA6W173**	**670EB6W173**
	4000 K	**670EA6W175**	**670EB6W175**

POWER HIGH

		.01
		BPM300
		350 mA 12 W 1784 - 1820 - 1866 lm
40°	2700 K	**670EB6W352**
	3000 K	**670EB6W353**
	4000 K	**670EB6W355**
60°	2700 K	**670EB6W372**
	3000 K	**670EB6W373**
	4000 K	**670EB6W375**

POWER GU5.3

	.01
	GU5 3
	Max. 8 W LED
-	**670EB6W4XXX**

POWER GU10

	.01
	GU10
	Max. 8 W LED
.GU	**670EB6W5XXX**

Cut-away detail

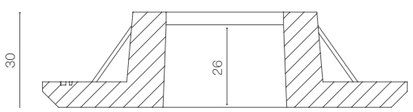

24° 40° 60°



The data shown corresponds to raw values.
This product must be painted by the customer.

Cut hole
Minimum height of the false ceiling
Luminaire not suitable to be covered with thermal insulating material

DIMM OPTIONS
O · On-Off
D · Dali
P · Push
V · 1.10v

Down light

LUMINAIRE INCLUDES
Recessed with frame mounting kit

CEILING THICKNESS
7-22 mm

ON DEMAND OPTIONS
Wireless control options
Wall washer lens 15° beam angle

ZENIT RING

NEW

.01

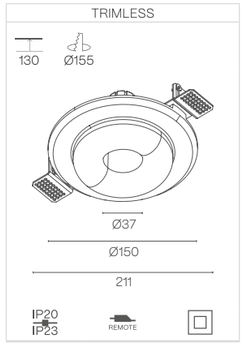

POWER STANDARD

		.00
		BPM30
		350 mA 3 W 489 - 496 - 518 lm
24°	2700 K	**600EA6W132**
	3000 K	**600EA6W133**
	4000 K	**600EA6W135**
40°	2700 K	**600EA6W152**
	3000 K	**600EA6W153**
	4000 K	**600EA6W155**
60°	2700 K	**600EA6W172**
	3000 K	**600EA6W173**
	4000 K	**600EA6W175**

Cut-away detail

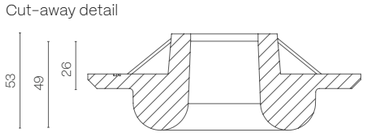

24° 40° 60°

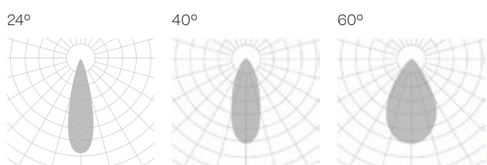

The data shown corresponds to raw values.
This product must be painted by the customer.

Cut hole
Minimum height of the false ceiling
Luminaire not suitable to be covered with thermal insulating material

DIMM OPTIONS
O · On-Off
D · Dali
P · Push
V · 1.10v

Down light

LUMINAIRE INCLUDES
Recessed with frame mounting kit

CEILING THICKNESS
7-22 mm

ON DEMAND OPTIONS
Wireless control options
Wall washer lens 15° beam angle

.00

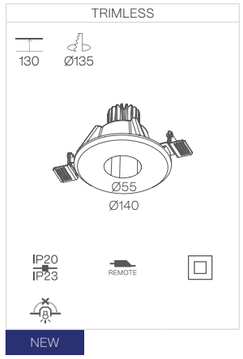

NEW

.01

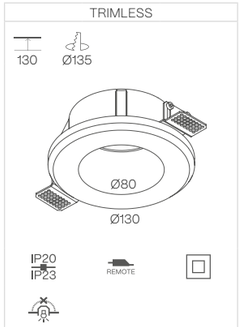

Cut-away detail 00 & 01

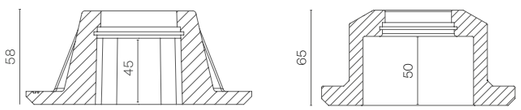

This product must be painted by the customer.

Cut hole
Minimum height of the false ceiling
Luminaire not suitable to be covered with thermal insulating material

DIMM OPTIONS
O · On-Off
D · Dali
P · Push
V · 1.10v

Down light

LUMINAIRE INCLUDES
Recessed with frame mounting kit

CEILING THICKNESS
7-22 mm

ON DEMAND OPTIONS
Wireless control options
Wall washer lens 15° beam angle

POWER STANDARD

		.00	.01
		BPM50	BPM50
		250 mA 8 W 1358 - 1380 - 1445 lm	250 mA 8 W 1358 - 1380 - 1445 lm
40°	2700 K	**671EA6W152**	**671EB6W152**
	3000 K	**671EA6W153**	**671EB6W153**
	4000 K	**671EA6W155**	**671EB6W155**
60°	2700 K	**671EA6W172**	**671EB6W172**
	3000 K	**671EA6W173**	**671EB6W173**
	4000 K	**671EA6W175**	**671EB6W175**

POWER HIGH

		.00	.01
		BPM300	BPM300
		350 mA 12 W 1784 - 1820 - 1866 lm	350 mA 12 W 1784 - 1820 - 1866 lm
40°	2700 K	**671EA6W352**	**671EB6W352**
	3000 K	**671EA6W353**	**671EB6W353**
	4000 K	**671EA6W355**	**671EB6W355**
60°	2700 K	**671EA6W372**	**671EB6W372**
	3000 K	**671EA6W373**	**671EB6W373**
	4000 K	**671EA6W375**	**671EB6W375**

POWER GU5.3

	.01
	GU5.3
	Max. 8 W LED
-	**671EB6W4XXX**

POWER GU10

	.01
	GU10
	Max. 8 W LED
.GU	**671EB6W5XXX**

40°



60°



The data shown corresponds to raw values.

Cut hole
Minimum height of the false ceiling
Luminaire not suitable to be covered with thermal insulating material

DIMM OPTIONS
O · On-Off
D · Dali
P · Push
V · 1.10v

Down light

LUMINAIRE INCLUDES
Recessed with frame mounting kit

CEILING THICKNESS
7-22 mm

ZENIT DEEP TWINS

.01

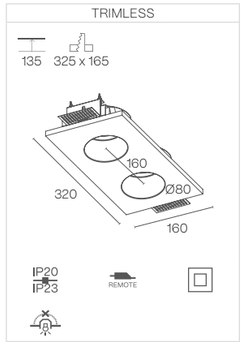

POWER STANDARD

		.01
		BPM50
		250 mA 32 W 2716 - 2760 - 2890 lm
40°	2700 K	**673EB6W152**
	3000 K	**673EB6W153**
	4000 K	**673EB6W155**
60°	2700 K	**673EB6W172**
	3000 K	**673EB6W173**
	4000 K	**673EB6W175**

POWER HIGH

		.01
		BPM300
		350 mA 48 W 3568 - 3640 - 3732 lm
40°	2700 K	**673EB6W352**
	3000 K	**673EB6W353**
	4000 K	**673EB6W355**
60°	2700 K	**673EB6W372**
	3000 K	**673EB6W373**
	4000 K	**673EB6W375**

POWER GU5.3

	.01
	GU5 3
	Max. 2 × 8 W LED
-	**673EB6W4XXX**

POWER GU10

	.01
	GU10
	Max. 2 × 8 W LED
.GU	**673EB6W5XXX**

Cut-away detail

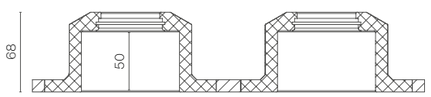

40°



60°



The data shown corresponds to raw values.
This product must be painted by the customer.

Cut hole
Minimum height of the false ceiling
Luminaire not suitable to be covered with thermal insulating material

DIMM OPTIONS
O · On-Off
D · Dali
P · Push
V · 1.10v

Down light

LUMINAIRE INCLUDES
Recessed with frame mounting kit

CEILING THICKNESS
7-22 mm

ON DEMAND OPTIONS
Wireless control options
Wall washer lens 15° beam angle

ZENIT MOVE

.01

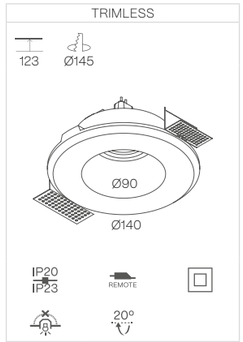

POWER STANDARD

		.01
		BPM50
		250 mA 8 W 1358 - 1380 - 1445 lm
40°	2700 K	**674EB6W152**
	3000 K	**674EB6W153**
	4000 K	**674EB6W155**
60°	2700 K	**674EB6W172**
	3000 K	**674EB6W173**
	4000 K	**674EB6W175**

POWER GU5.3

	.01
	GU5 3
	Max. 8 W LED
-	**674EB6W4XXX**

POWER GU10

	.01
	GU10
	Max. 8 W LED
.GU	**674EB6W5XXX**

Cut-away detail

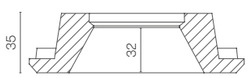

40°



60°



The data shown corresponds to raw values.
This product must be painted by the customer.

Cut hole
Minimum height of the false ceiling
Luminaire not suitable to be covered with thermal insulating material

DIMM OPTIONS
O · On-Off
D · Dali
P · Push
V · 1.10v

Down light

LUMINAIRE INCLUDES
Recessed with frame mounting kit

CEILING THICKNESS
7-22 mm

ON DEMAND OPTIONS
Wireless control options
Wall washer lens 15° beam angle

ZENIT MOVE SQ

.01

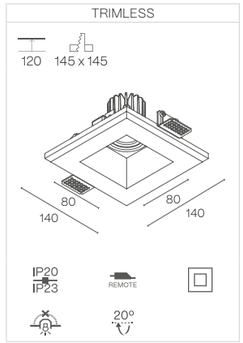

POWER STANDARD

		.01
		BPM50
		250 mA 8 W 1358 - 1380 - 1445 lm
40°	2700 K	**675EB6W152**
	3000 K	**675EB6W153**
	4000 K	**675EB6W155**
60°	2700 K	**675EB6W172**
	3000 K	**675EB6W173**
	4000 K	**675EB6W175**

POWER GU5.3

	.01
	GU5 3
	Max. 8 W LED
-	**675EB6W4XXX**

POWER GU10

	.01
	GU10
	Max. 8 W LED
.GU	**675EB6W5XXX**

Cut-away detail

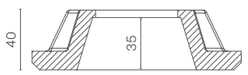

40°

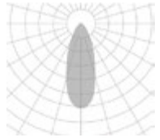

60°

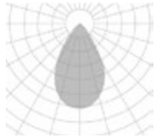

The data shown corresponds to raw values.
This product must be painted by the customer.

Cut hole
Minimum height of the false ceiling
Luminaire not suitable to be covered with thermal insulating material

DIMM OPTIONS
O · On-Off
D · Dali
P · Push
V · 1.10v

Down light

LUMINAIRE INCLUDES
Recessed with frame mounting kit

CEILING THICKNESS
7-22 mm

ON DEMAND OPTIONS
Wireless control options
Wall washer lens 15° beam angle

ZENIT ORTO

.01

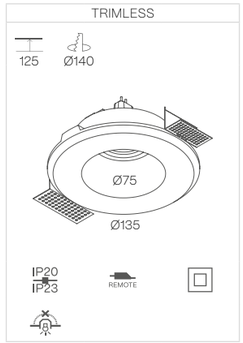

POWER STANDARD

		.01
		BPM50
		250 mA 8 W 1358 - 1380 - 1445 lm
40°	2700 K	**676EB6W152**
	3000 K	**676EB6W153**
	4000 K	**676EB6W155**
60°	2700 K	**676EB6W172**
	3000 K	**676EB6W173**
	4000 K	**676EB6W175**

POWER HIGH

		.01
		BPM300
		350 mA 12 W 1784 - 1820 - 1866 lm
40°	2700 K	**676EB6W352**
	3000 K	**676EB6W353**
	4000 K	**676EB6W355**
60°	2700 K	**676EB6W372**
	3000 K	**676EB6W373**
	4000 K	**676EB6W375**

POWER GU5.3

	.01
	GU5 3
	Max. 8 W LED
-	**676EB6W4XXX**

POWER GU10

	.01
	GU10
	Max. 8 W LED
.GU	**676EB6W5XXX**

Cut-away detail

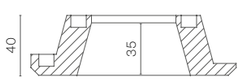

40°

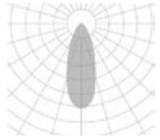

60°

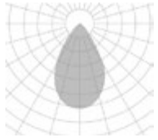

The data shown corresponds to raw values.
This product must be painted by the customer.

Cut hole
Minimum height of the false ceiling
Luminaire not suitable to be covered with thermal insulating material

DIMM OPTIONS
O · On-Off
D · Dali
P · Push
V · 1.10v

Down light

LUMINAIRE INCLUDES
Recessed with frame mounting kit

CEILING THICKNESS
7-22 mm

ON DEMAND OPTIONS
Wireless control options
Wall washer lens 15° beam angle

ZENIT SIDEREA

.00

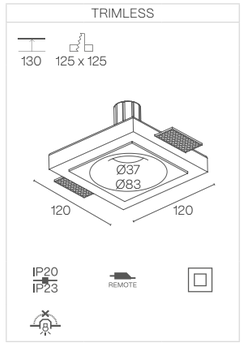

.01

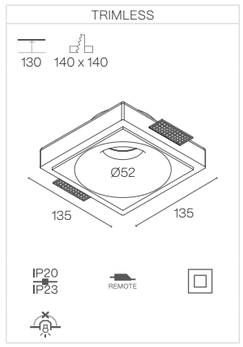

Cut-away detail

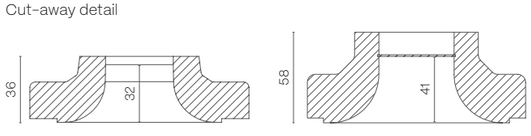

This product must be painted by the customer.

- Cut hole
- Minimum height of the false ceiling
- Luminaire not suitable to be covered with thermal insulating material

LUMINAIRE INCLUDES
Recessed with frame mounting kit

CEILING THICKNESS
7-22 mm

ON DEMAND OPTIONS
- Wireless control options
- Wall washer lens 15° beam angle

POWER STANDARD

		.00	.01
		BPM30	BPM50
Down light		350 mA 3 W 489 - 496 - 518 lm	250 mA 8 W 1358 - 1380 - 1445 lm
24°	2700 K	**677EA6W132**	-
	3000 K	**677EA6W133**	-
	4000 K	**677EA6W135**	-
40°	2700 K	**677EA6W152**	**677EB6W152**
	3000 K	**677EA6W153**	**677EB6W153**
	4000 K	**677EA6W155**	**677EB6W155**
60°	2700 K	**677EA6W172**	**677EB6W172**
	3000 K	**677EA6W173**	**677EB6W173**
	4000 K	**677EA6W175**	**677EB6W175**

POWER HIGH

		.01
		BPM300
Down light		350 mA 12 W 1784 - 1820 - 1866 lm
40°	2700 K	**677EB6W352**
	3000 K	**677EB6W353**
	4000 K	**677EB6W355**
60°	2700 K	**677EB6W372**
	3000 K	**677EB6W373**
	4000 K	**677EB6W375**

POWER GU5.3

	.01
	GU5 3
Down light	Max. 8 W LED
-	**677EB6W4XXX**

POWER GU10

	.01
	GU10
Down light	Max. 8 W LED
.GU	**677EB6W5XXX**

40°

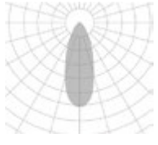

60°



The data shown corresponds to raw values.

DIMM OPTIONS
- **O** · On-Off
- **D** · Dali
- **P** · Push
- **V** · 1.10v

Down light

ZENIT SIDEREA ASYMETRIC

.01

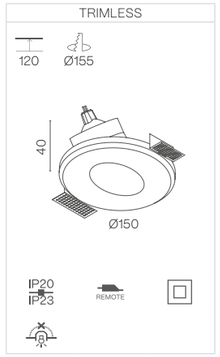

CEILING THICKNESS
7–22 mm

.02

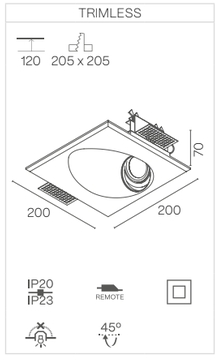

CEILING THICKNESS
10–20 mm

.03

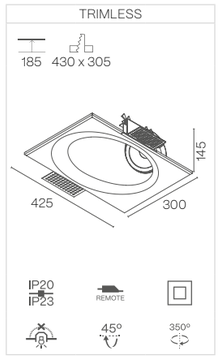

CEILING THICKNESS
10–20 mm

Cut-away detail

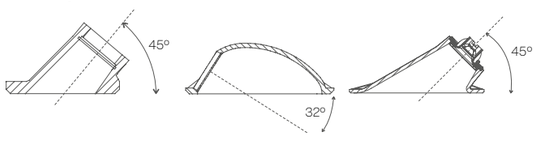

40º



60º



This product must be painted by the customer.

Cut hole
Minimum height of the false ceiling
Luminaire not suitable to be covered with thermal insulating material

LUMINAIRE INCLUDES
Recessed with frame mounting kit

ON DEMAND OPTIONS
Wireless control options
Wall washer lens 15° beam angle

ZENIT SIDEREA ASYMETRIC

POWER STANDARD

		.01	.02	.03
		BPM50	BPM50	BPM3181
		250 mA 8 W 1358 - 1380 - 1445 lm	250 mA 8 W 1358 - 1380 - 1445 lm	500 mA 18 W 1355 - 1538 - 1722 lm
40º	2700 K	**650EB6W152**	**650EE6W152**	**650EH6W152**
	3000 K	**650EB6W153**	**650EE6W153**	**650EH6W153**
	4000 K	**650EB6W155**	**650EE6W155**	**650EH6W155**
60º	2700 K	**650EB6W172**	**650EE6W172**	**650EH6W172**
	3000 K	**650EB6W173**	**650EE6W173**	**650EH6W173**
	4000 K	**650EB6W175**	**650EE6W175**	**650EH6W175**

POWER GU5.3

	.01	.02
	GU5 3	GU5 3
	Max. 8 W LED	Max. 8 W LED
-	**650EB6W4XXX**	**650EE6W4XXX**

POWER GU10

	.01	.02
	GU10	GU10
	Max. 8 W LED	Max. 8 W LED
.GU	**650EB6W5XXX**	**650EE6W5XXX**

The data shown corresponds to raw values.

DIMM OPTIONS
O · On–Off
D · Dali
P · Push
V · 1.10v

Down light

ZENIT SQ

.01

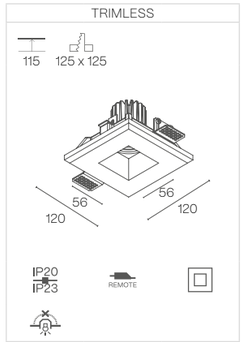

POWER STANDARD

		.01
		BPM50
		250 mA 8 W 1358 - 1380 - 1445 lm
40°	2700 K	**678EB6W152**
	3000 K	**678EB6W153**
	4000 K	**678EB6W155**
60°	2700 K	**678EB6W172**
	3000 K	**678EB6W173**
	4000 K	**678EB6W175**

POWER HIGH

		.01
		BPM300
		350 mA 12 W 1784 - 1820 - 1866 lm
40°	2700 K	**678EB6W352**
	3000 K	**678EB6W353**
	4000 K	**678EB6W355**
60°	2700 K	**678EB6W372**
	3000 K	**678EB6W373**
	4000 K	**678EB6W375**

POWER GU5.3

	.01
	GU5 3
	Max. 8 W LED
-	**678EB6W4XXX**

POWER GU10

	.01
	GU10
	Max. 8 W LED
.GU	**678EB6W5XXX**

Cut-away detail

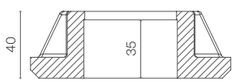

40°

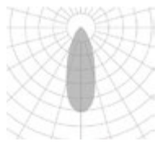

60°



The data shown corresponds to raw values.
This product must be painted by the customer.

Cut hole
Minimum height of the false ceiling
Luminaire not suitable to be covered with thermal insulating material

DIMM OPTIONS
O · On-Off
D · Dali
P · Push
V · 1.10v

Down light

LUMINAIRE INCLUDES
Recessed with frame mounting kit

CEILING THICKNESS
7-22 mm

ON DEMAND OPTIONS
Wireless control options
Wall washer lens 15° beam angle

ZENIT STONE

NEW

.00

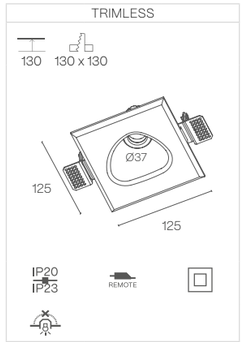

.01

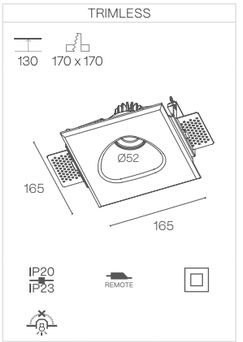

POWER STANDARD

		.00	.01
		BPM30	BPM50
		350 mA 3 W 489 - 496 - 518 lm	250 mA 8 W 1358 - 1380 - 1445 lm
24°	2700 K	**679EA6W132**	-
	3000 K	**679EA6W133**	-
	4000 K	**679EA6W135**	-
40°	2700 K	**679EA6W152**	**679EB6W152**
	3000 K	**679EA6W153**	**679EB6W153**
	4000 K	**679EA6W155**	**679EB6W155**
60°	2700 K	**679EA6W172**	**679EB6W172**
	3000 K	**679EA6W173**	**679EB6W173**
	4000 K	**679EA6W175**	**679EB6W175**

POWER HIGH

		.01
		BPM300
		350 mA 12 W 1784 - 1820 - 1866 lm
40°	2700 K	**679EB6W352**
	3000 K	**679EB6W353**
	4000 K	**679EB6W355**
60°	2700 K	**679EB6W372**
	3000 K	**679EB6W373**
	4000 K	**679EB6W375**

POWER GU5.3

	.01
	GU5 3
	Max. 8 W LED
-	**679EB6W4XXX**

POWER GU10

	.01
	GU10
	Max. 8 W LED
.GU	**679EB6W5XXX**

Cut-away detail

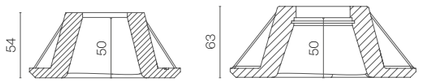

40°



60°



The data shown corresponds to raw values.
This product must be painted by the customer.

Cut hole
Minimum height of the false ceiling
Luminaire not suitable to be covered with thermal insulating material

DIMM OPTIONS
O · On-Off
D · Dali
P · Push
V · 1.10v

Down light

LUMINAIRE INCLUDES
Recessed with frame mounting kit

CEILING THICKNESS
7-22 mm

ON DEMAND OPTIONS
Wireless control options
Wall washer lens 15° beam angle

ZENIT ZUBIA

.01

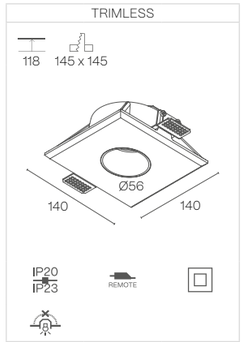

POWER STANDARD

		.01
		BPM50
		250 mA 8 W 1358 - 1380 - 1445 lm
40°	2700 K	**680EB6W152**
	3000 K	**680EB6W153**
	4000 K	**680EB6W155**
60°	2700 K	**680EB6W172**
	3000 K	**680EB6W173**
	4000 K	**680EB6W175**

POWER HIGH

		.01
		BPM300
		350 mA 12 W 1784 - 1820 - 1866 lm
40°	2700 K	**680EB6W352**
	3000 K	**680EB6W353**
	4000 K	**680EB6W355**
60°	2700 K	**680EB6W372**
	3000 K	**680EB6W373**
	4000 K	**680EB6W375**

POWER GU5.3

	.01
	GU5 3
	Max. 8 W LED
-	**680EB6W4XXX**

POWER GU10

	.01
	GU10
	Max. 8 W LED
.GU	**680EB6W5XXX**

Cut-away detail

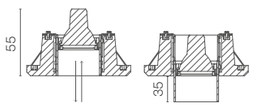

It can be mounted in any position from recessed up to 35mm protruding.

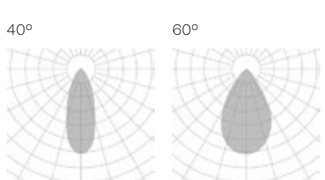

The data shown corresponds to raw values.
This product must be painted by the customer.

Cut hole
Minimum height of the false ceiling
Luminaire not suitable to be covered with thermal insulating material

DIMM OPTIONS
O · On-Off
D · Dali
P · Push
V · 1.10v

Down light

LUMINAIRE INCLUDES
Recessed with frame mounting kit

CEILING THICKNESS
7-22 mm

ON DEMAND OPTIONS
Wireless control options
Wall washer lens 15° beam angle

ZENIT ZUBIA SQ

.01

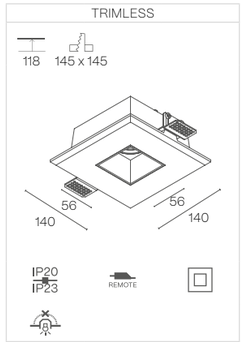

POWER STANDARD

		.01
		BPM50
		250 mA 8 W 1358 - 1380 - 1445 lm
40°	2700 K	**681EB6W152**
	3000 K	**681EB6W153**
	4000 K	**681EB6W155**
60°	2700 K	**681EB6W172**
	3000 K	**681EB6W173**
	4000 K	**681EB6W175**

POWER HIGH

		.01
		BPM300
		350 mA 12 W 1784 - 1820 - 1866 lm
40°	2700 K	**681EB6W352**
	3000 K	**681EB6W353**
	4000 K	**681EB6W355**
60°	2700 K	**681EB6W372**
	3000 K	**681EB6W373**
	4000 K	**681EB6W375**

POWER GU5.3

	.01
	GU5 3
	Max. 8 W LED
-	**680EB6W4XXX**

POWER GU10

	.01
	GU10
	Max. 8 W LED
.GU	**680EB6W5XXX**

Cut-away detail

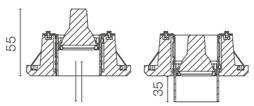

It can be mounted in any position from recessed up to 35mm protruding.

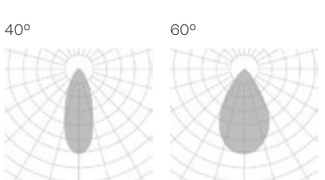

The data shown corresponds to raw values.
This product must be painted by the customer.

Cut hole
Minimum height of the false ceiling
Luminaire not suitable to be covered with thermal insulating material

DIMM OPTIONS
O · On-Off
D · Dali
P · Push
V · 1.10v

Down light

LUMINAIRE INCLUDES
Recessed with frame mounting kit

CEILING THICKNESS
7-22 mm

ON DEMAND OPTIONS
Wireless control options
Wall washer lens 15° beam angle

VEGA FAMILY



CRISMOSIL · CRI ≥90 · IK06 · LIFE 50000H · DIM OPTIONAL

REMOTE · INDOOR · 220-240 V 50-60 Hz · CE

VEGA

.01

TRIMLESS

137 165 x 165

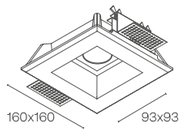

IP20 IP23 REMOTE 25°

.02

TRIMLESS

125 170 x 170

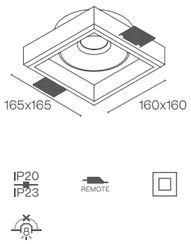

IP20 IP23 REMOTE

CEILING THICKNESS
10-20 mm

CEILING THICKNESS
13 mm

Cut-away detail

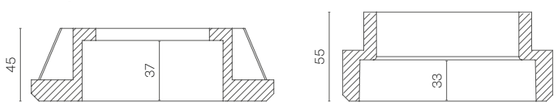

This product must be painted by the customer.

Cut hole

Minimum height of the false ceiling

Luminaire not suitable to be covered with thermal insulating material

LUMINAIRE INCLUDES
Recessed with frame mounting kit

ON DEMAND OPTIONS

Wireless control options

Wall washer lens 15° beam angle

POWER STANDARD

		.01	.02
		BPM50	BPM3181
		250 mA 8 W 1358 - 1380 - 1445 lm	500 mA 18 W 1355 - 1538 - 1722 lm
40°	2700 K	**654EB6W152**	**654EE6W152**
	3000 K	**654EB6W153**	**654EE6W153**
	4000 K	**654EB6W155**	**654EE6W155**
60°	2700 K	**654EB6W172**	**654EE6W172**
	3000 K	**654EB6W173**	**654EE6W173**
	4000 K	**654EB6W175**	**654EE6W175**

POWER HIGH

		.01
		BPM300
		350 mA 12 W 1784 - 1820 - 1866 lm
40°	2700 K	**654EB6W352**
	3000 K	**654EB6W353**
	4000 K	**654EB6W355**
60°	2700 K	**654EB6W372**
	3000 K	**654EB6W373**
	4000 K	**654EB6W375**

POWER GU5.3

	.01	.02
	GU5 3	GU5 3
	Max. 8 W LED	Max. 8 W LED
-	**654EB6W4XXX**	**654EE6W4XXX**

POWER GU10

	.01	.02
	GU10	GU10
	Max. 8 W LED	Max. 8 W LED
.GU	**654EB6WXXX**	**654EE6W5XXX**

POWER GX8.5

	.02
	GX8 5
	Max. 20 W LED
.CD	**654EE6W6XXX**

40°



60°



The data shown corresponds to raw values.

DIMM OPTIONS

O · On-Off
D · Dali
P · Push
V · 1.10v

Down light

.01

TRIMLESS

142 215 x 215

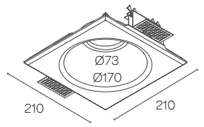

IP20
IP23
REMOTE
45°

CEILING THICKNESS
10–20 mm

.02

TRIMLESS

151 305 x 305

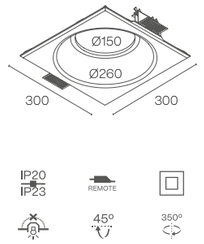

IP20
IP23
REMOTE
45°
350°

CEILING THICKNESS
13 mm

Cut-away detail

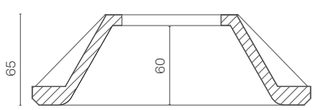

This product must be painted by the customer.

Cut hole

Minimum height of the false ceiling

Luminaire not suitable to be covered with thermal insulating material

LUMINAIRE INCLUDES
Recessed with frame mounting kit

ON DEMAND OPTIONS

Wireless control options

Wall washer lens 15° beam angle

POWER STANDARD

		.01	.02
		BPM50	BPM3181
		250 mA 8 W 1358 - 1380 - 1445 lm	500 mA 18 W 1355 - 1538 - 1722 lm
40°	2700 K	**655EB6W152**	**655EE6W152**
	3000 K	**655EB6W153**	**655EE6W153**
	4000 K	**655EB6W155**	**655EE6W155**
60°	2700 K	**655EB6W172**	**655EE6W172**
	3000 K	**655EB6W173**	**655EE6W173**
	4000 K	**655EB6W175**	**655EE6W175**

POWER HIGH

		.01
		BPM300
		350 mA 12 W 1784 - 1820 - 1866 lm
40°	2700 K	**655EB6W352**
	3000 K	**655EB6W353**
	4000 K	**655EB6W355**
60°	2700 K	**655EB6W372**
	3000 K	**655EB6W373**
	4000 K	**655EB6W375**

POWER GU5.3

	.01	.02
	GU5 3	GU5 3
	Max. 8 W LED	Max. 8 W LED
-	**655EB6W4XXX**	**655EE6W4XXX**

POWER GU10

	.01	.02
	GU10	GU10
	Max. 8 W LED	Max. 8 W LED
.GU	**655EB6W5XXX**	**655EE6W5XXX**

POWER GX8.5

	.02
	GX8 5
	Max. 20 W LED
.CD	**655EE6W6XXX**

40°



60°



The data shown corresponds to raw values.

DIMM OPTIONS

O · On-Off
D · Dali
P · Push
V · 1.10v

Down light

.01

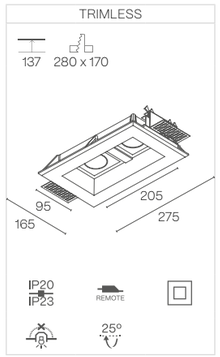

.02

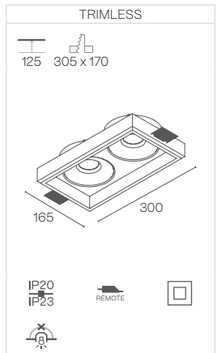

CEILING THICKNESS
10-20 mm

CEILING THICKNESS
13 mm

Cut-away detail

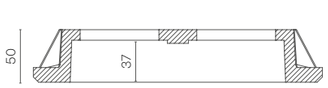

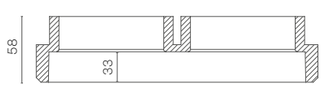

This product must be painted by the customer.

Cut hole

Minimum height of the false ceiling

Luminaire not suitable to be covered with thermal insulating material

LUMINAIRE INCLUDES
Recessed with frame mounting kit

ON DEMAND OPTIONS

Wireless control options

Wall washer lens 15° beam angle

POWER STANDARD

		.01	.02
		BPM50	BPM3181
		250 mA 32 W 2716 - 2760 - 2890 lm	500 mA 72 W 2710 - 3076 - 3444 lm
40°	2700 K	**656EB6W152**	**656EE6W152**
	3000 K	**656EB6W153**	**656EE6W153**
	4000 K	**656EB6W155**	**656EE6W155**
60°	2700 K	**656EB6W172**	**656EE6W172**
	3000 K	**656EB6W173**	**656EE6W173**
	4000 K	**656EB6W175**	**656EE6W175**

POWER HIGH

		.01
		BPM300
		350 mA 48 W 3568 - 3640 - 3732 lm
40°	2700 K	**656EB6W352**
	3000 K	**656EB6W353**
	4000 K	**656EB6W355**
60°	2700 K	**656EB6W372**
	3000 K	**656EB6W373**
	4000 K	**656EB6W375**

POWER GU5.3

	.01	.02
	GU5 3	GU5 3
	Max. 2 × 8 W LED	Max. 2 × 20 W LED
-	**656EB6W4XXX**	**656EE6W4XXX**

POWER GU10

	.01	.02
	GU10	GU10
	Max. 2 × 8 W LED	Max. 2 × 20 W LED
.GU	**656EB6W5XXX**	**656EE6W5XXX**

POWER GX8.5

	.02
	GX8 5
	Max. 2 × 20 W LED
.CD	**656EE6W6XXX**

40°



60°



The data shown corresponds to raw values.

DIMM OPTIONS

O · On-Off
D · Dali
P · Push
V · 1.10v

Down light

VEGA ZETA

.01

TRIMLESS

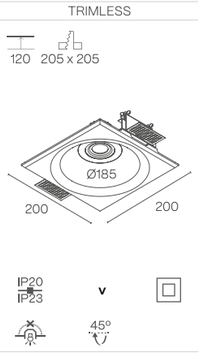

CEILING THICKNESS
10-20 mm

Cut-away detail

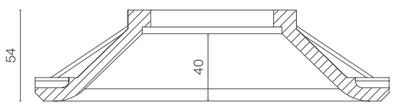

This product must be painted by the customer.

- Cut hole
- Minimum height of the false ceiling
- Luminaire not suitable to be covered with thermal insulating material

LUMINAIRE INCLUDES
Recessed with frame mounting kit

ON DEMAND OPTIONS
- Wireless control options
- Wall washer lens 15° beam angle

POWER STANDARD

		.01
		BPM50
		250 mA 8 W 1358 - 1380 - 1445 lm
40°	2700 K	**657EB6W152**
	3000 K	**657EB6W153**
	4000 K	**657EB6W155**
60°	2700 K	**657EB6W172**
	3000 K	**657EB6W173**
	4000 K	**657EB6W175**

POWER HIGH

		.01
		BPM300
		350 mA 12 W 1784 - 1820 - 1866 lm
40°	2700 K	**657EB6W352**
	3000 K	**657EB6W353**
	4000 K	**657EB6W355**
60°	2700 K	**657EB6W372**
	3000 K	**657EB6W373**
	4000 K	**657EB6W375**

POWER GU5.3

	.01
	GU5 3
	Max. 20 W LED
-	**657EB6W4XXX**

POWER GU10

	.01
	GU10
	Max. 20 W LED
.GU	**657EB6W5XXX**

40°



60°



The data shown corresponds to raw values.

DIMM OPTIONS
- **O** · On-Off
- **D** · Dali
- **P** · Push
- **V** · 1-10v

Down light

ESPIGA FAMILY



CRISMOSIL · CRI ≥90 · IK06 · LIFE 50000H · DIM OPTIONAL

REMOTE · INDOOR · 220-240 V 50-60 Hz · CE

ESPIGA SOFT

.01

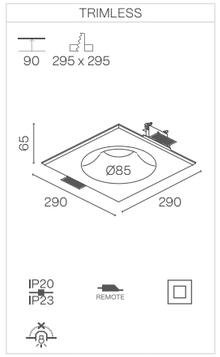

CEILING THICKNESS
10–20 mm

.02

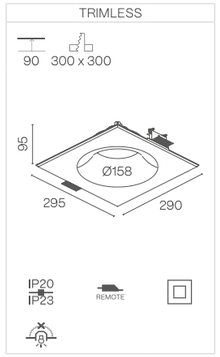

CEILING THICKNESS
10–20 mm

.03

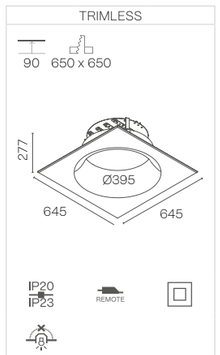

CEILING THICKNESS
13 mm

This product must be painted by the customer.

Cut hole

Minimum height of the false ceiling

Luminaire not suitable to be covered with thermal insulating material

LUMINAIRE INCLUDES
Recessed with frame mounting kit

ON DEMAND OPTIONS

Wireless control options

Wall washer lens 15° beam angle

POWER STANDARD

		.01	.02	.03
		BPM50	BPM3181	-
		250 mA 8 W 1358 - 1380 - 1445 lm	500 mA 16 W 2720 - 2767 - 2888 lm	500 mA 11 W 3272 - 3876 - 4172 lm
Opal	2700 K	**660EB6W112**	**660EE6W112**	**660EH6W112**
	3000 K	**660EB6W113**	**660EE6W113**	**660EH6W113**
	4000 K	**660EB6W115**	**660EE6W115**	**660EH6W115**

POWER HIGH

		.01	.03
		BPM300	-
		350 mA 12 W 1784 - 1820 - 1866 lm	500 mA 22 W 6544 - 7752 - 8344 lm
Opal	2700 K	**660EB6W312**	**660EH6W312**
	3000 K	**660EB6W313**	**660EH6W313**
	4000 K	**660EB6W315**	**660EH6W315**

POWER GU5.3

	.01
	GU5 3
	Max. 8 W LED
-	**660EB6W4XXX**

POWER GU10

	.01
	GU10
	Max. 8 W LED
.GU	**660EB6W5XXX**

Opal



The data shown corresponds to raw values.

DIMM OPTIONS
- **O** · On–Off
- **D** · Dali
- **P** · Push
- **V** · 1.10v

Down light

ESPIGA

.01

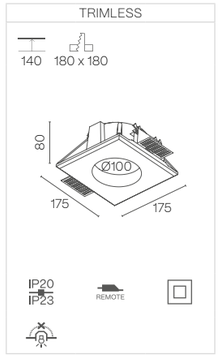

.02

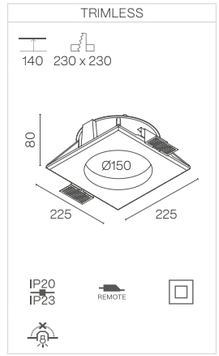

.03

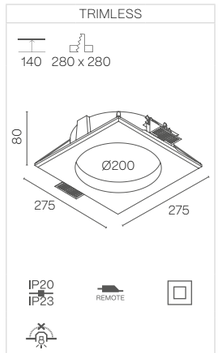

CEILING THICKNESS
10-20 mm

Cut-away detail



This product must be painted by the customer.

Cut hole
Minimum height of the false ceiling
Luminaire not suitable to be covered with thermal insulating material

LUMINAIRE INCLUDES
Recessed with frame mounting kit

ON DEMAND OPTIONS
Wireless control options
Wall washer lens 15° beam angle

POWER STANDARD

		.01	.02	.03
		BPM50	BPM3181	BPM200
		250 mA 8 W 1358 - 1380 - 1445 lm	500 mA 18 W 1355 - 1538 - 1722 lm	600 mA 25 W N/A - 1700 - 2040 lm
Opal	2700 K	**610EB6W112**	**610EE6W112**	**610EH6W112**
	3000 K	**610EB6W113**	**610EE6W113**	**610EH6W113**
	4000 K	**610EB6W115**	**610EE6W115**	**610EH6W115**

POWER HIGH

		.01	
		BPM300	
		350 mA 12 W 1784 - 1820 - 1866 lm	
Opal	2700 K	**610EB6W312**	
	3000 K	**610EB6W313**	
	4000 K	**610EB6W315**	

POWER GU5.3

	.01
	GU5 3
	Max. 8 W LED
-	**610EB6W4XXX**

POWER GU10

	.01
	GU10
	Max. 8 W LED
.GU	**610EB6W5XXX**

Opal



The data shown corresponds to raw values.

DIMM OPTIONS
O · On-Off
D · Dali
P · Push
V · 1.10v

Down light

ESPIGA SQ

.01

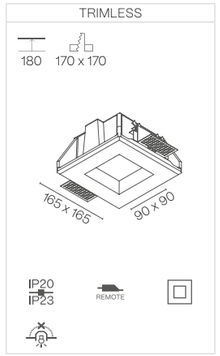

.02

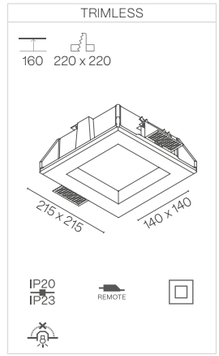

.03

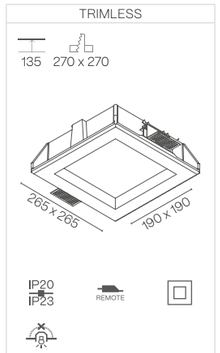

CEILING THICKNESS
10–20 mm

Cut-away detail

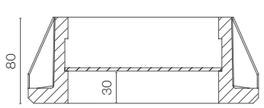

This product can be painted by the customer.

Cut hole
Minimum height of the false ceiling
Luminaire not suitable to be covered with thermal insulating material

LUMINAIRE INCLUDES
Recessed with frame mounting kit

ON DEMAND OPTIONS
Wireless control options
Wall washer lens 15° beam angle

POWER STANDARD

		.01	.02	.03
		BPM50	BPM3181	BPM200
		250 mA 8 W 1358 - 1380 - 1445 lm	500 mA 18 W 1355 - 1538 - 1722 lm	600 mA 25 W N/A - 1700 - 2040 lm
Opal	2700 K	**614EB6W112**	**614EE6W112**	**614EH6W112**
	3000 K	**614EB6W113**	**614EE6W113**	**614EH6W113**
	4000 K	**614EB6W115**	**614EE6W115**	**614EH6W115**

POWER HIGH

		.01	
		BPM300	
		350 mA 12 W 1784 - 1820 - 1866 lm	
Opal	2700 K	**614EB6W312**	
	3000 K	**614EB6W313**	
	4000 K	**614EB6W315**	

POWER GU5.3

	.01
	GU5 3
	Max. 8 W LED
-	**614EB6W4XXX**

POWER GU10

	.01
	GU10
	Max. 8 W LED
.GU	**614EB6W5XXX**

Opal



The data shown corresponds to raw values.

DIMM OPTIONS
O · On-Off
D · Dali
P · Push
V · 1.10v

Down light

ESPIGA SIRIO

.01

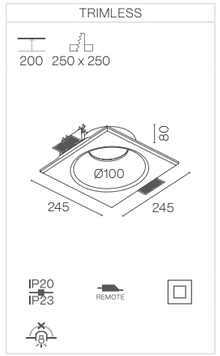

.02

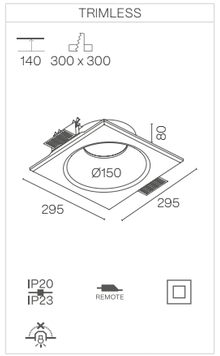

.03

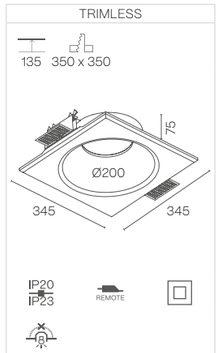

CEILING THICKNESS
10-20 mm

Cut-away detail

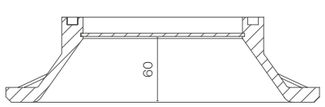

This product must be painted by the customer.

Cut hole
Minimum height of the false ceiling
Luminaire not suitable to be covered with thermal insulating material

LUMINAIRE INCLUDES
Recessed with frame mounting kit

ON DEMAND OPTIONS
Wireless control options
Wall washer lens 15° beam angle

POWER STANDARD

		.01	.02	.03
		BPM50	BPM3181	BPM200
		250 mA 8 W 1358 - 1380 - 1445 lm	500 mA 18 W 1355 - 1538 - 1722 lm	600 mA 25 W N/A - 1700 - 2040 lm
Opal	2700 K	**612EB6W112**	**612EE6W112**	**612EH6W112**
	3000 K	**612EB6W113**	**612EE6W113**	**612EH6W113**
	4000 K	**612EB6W115**	**612EE6W115**	**612EH6W115**

POWER HIGH

		.01	
		BPM300	
		350 mA 12 W 1784 - 1820 - 1866 lm	
Opal	2700 K	**612EB6W312**	
	3000 K	**612EB6W313**	
	4000 K	**612EB6W315**	

POWER GU5.3

	.01
	GU5 3
	Max. 8 W LED
-	**612EB6W4XXX**

POWER GU10

	.01
	GU10
	Max. 8 W LED
.GU	**612EB6W5XXX**

Opal



The data shown corresponds to raw values.

DIMM OPTIONS
O · On-Off
D · Dali
P · Push
V · 1.10v

Down light

ORBIT
FAMILY

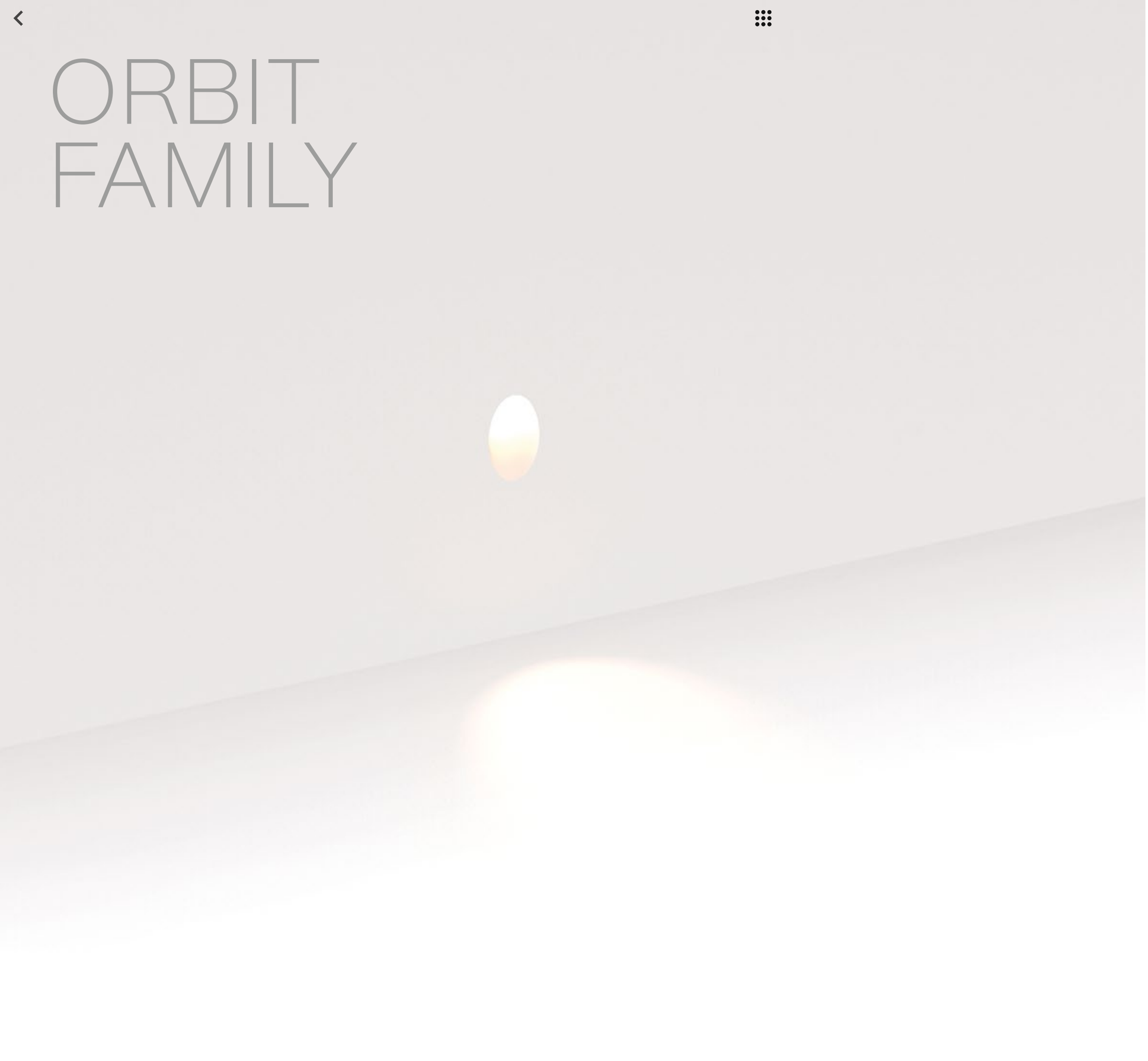

CRISMOSIL · CRI ≥90 · IK06 · LIFE 50000H · DIM OPTIONAL

INTEGRATED · INDOOR · 220-240 V 50-60 Hz · CE

ORBIT

.01

WALL RECESSED

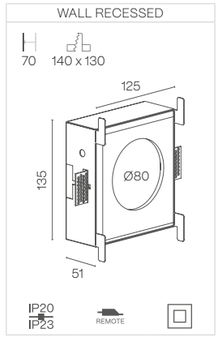

POWER STANDARD

		.01	
	700 mA	2 W 202 - 233 - 251 lm	
25°	2700 K	**641EB7W142**	
	3000 K	**641EB7W143**	
	4000 K	**641EB7W145**	

The data shown corresponds to raw values.
This product must be painted by the customer.

Cut hole
Minimum height of the false ceiling

DIMM OPTIONS
O · On-Off
D · Dali
P · Push
V · 1.10v

Down light

LUMINAIRE INCLUDES
Recessed mounting kit

ORBIT ARA

.01

WALL RECESSED

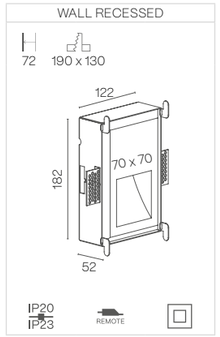

POWER STANDARD

		.01	
	700 mA	2 W 202 - 233 - 251 lm	
25°	2700 K	**642EB7W142**	
	3000 K	**642EB7W143**	
	4000 K	**642EB7W145**	

Cut-away detail

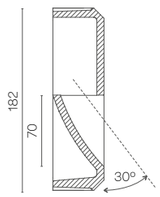

The data shown corresponds to raw values.
This product must be painted by the customer.

Cut hole
Minimum height of the false ceiling

DIMM OPTIONS
O · On-Off
D · Dali
P · Push
V · 1.10v

Down light

LUMINAIRE INCLUDES
Recessed mounting kit

ORBIT NADIR

.00

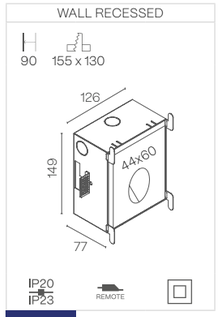

NEW

.01

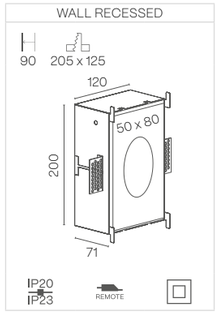

.02

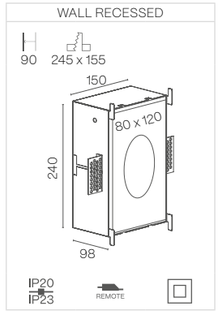

Cut-away detail

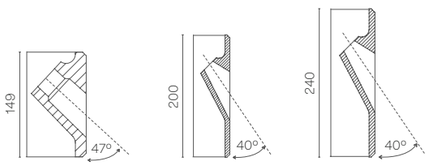

This product must be painted by the customer.

Cut hole

Minimum height of the false ceiling

ORBIT NADIR

POWER STANDARD

		.00	.01	.02
	700 mA	2,5 W 202 - 233 - 251 lm	2,5 W 202 - 233 - 251 lm	2,5 W 202 - 233 - 251 lm
25°	2700 K	**640EA7W142**	**640EB7W142**	**640EE7W142**
25°	3000 K	**640EA7W143**	**640EB7W143**	**640EE7W143**
25°	4000 K	**640EA7W145**	**640EB7W145**	**640EE7W145**

The data shown corresponds to raw values.

DIMM OPTIONS

O · On-Off
D · Dali
P · Push
V · 1.10v

Down light

LUMINAIRE INCLUDES
Recessed mounting kit

DRACO FAMILY



CRISMOSIL · CRI ≥90 · IK06 · LIFE 50000H

DIM OPTIONAL · INDOOR · 220-240 V 50-60 Hz · CE

DRACO

.00

WALL RECESSED

71 215 x 86

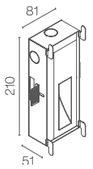

IP20 IP23 · INTEGRATED

NEW

.01

WALL RECESSED

71 320 x 90

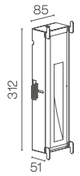

IP20 IP23 · REMOTE

.02

WALL RECESSED

71 315 x 120

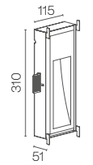

IP20 IP23 · REMOTE

POWER STANDARD

		.00	.01	.02
	700 mA	2,5 W 202 - 233 - 251 lm	2,5 W 202 - 233 - 251 lm	2,5 W 202 - 233 - 251 lm
25°	2700 K	**605EA7W142**	**605EB7W142**	**605EE7W142**
25°	3000 K	**605EA7W143**	**605EB7W143**	**605EE7W143**
25°	4000 K	**605EA7W145**	**605EB7W145**	**605EE7W145**

Cut-away detail

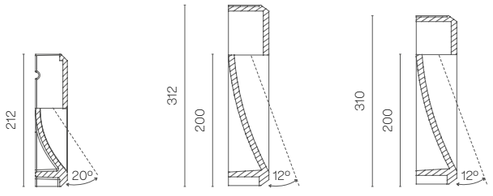

The data shown corresponds to raw values.
This product must be painted by the customer.

Cut hole
Minimum height of the false ceiling

DIMM OPTIONS
O · On-Off
D · Dali
P · Push
V · 1.10v

Down light

LUMINAIRE INCLUDES
Recessed mounting kit

DRACO ORION

.01

WALL RECESSED

81 510 x 240

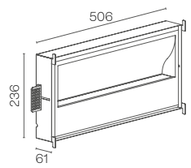

IP20 IP23 · INTEGRATED

POWER STANDARD

		.01
	500 mA	8 W 1227 - 1454 - 1565 lm
25°	2700 K	**606EB7W142**
25°	3000 K	**606EB7W143**
25°	4000 K	**606EB7W145**

POWER HIGH

		.01
	500 mA	17 W 2454 - 2907 - 3129 lm
25°	2700 K	**606EB7W342**
25°	3000 K	**606EB7W343**
25°	4000 K	**606EB7W345**

Cut-away detail

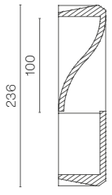

The data shown corresponds to raw values.
This product must be painted by the customer.

Cut hole
Minimum height of the false ceiling

DIMM OPTIONS
O · On-Off
D · Dali
P · Push
V · 1.10v

Up light

LUMINAIRE INCLUDES
Recessed mounting kit

DRACO WALL ORION

.01

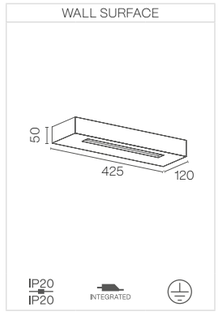

.02

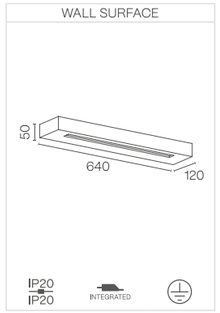

.03

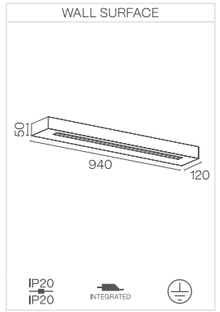

This product must be painted by the customer.

LUMINAIRE INCLUDES
Wall surface mounting kit

DRACO WALL ORION

POWER STANDARD

		.01	.02	.03
▣	500 mA	12 W 1636 - 1938 - 2086 lm	24 W 3272 - 3876 - 4172 lm	36 W 4908 - 5814 - 6258 lm
Opal	2700 K	**662EB7W112** ✸	**662EE7W112** ✸	**662EH7W112** ✸
	3000 K	**662EB7W113** ✸	**662EE7W113** ✸	**662EH7W113** ✸
	4000 K	**662EB7W115** ✸	**662EE7W115** ✸	**662EH7W115** ✸

POWER HIGH

		.01	.02	.03
▣	500 mA	24 W 3272 - 3876 - 4172 lm	48 W 6544 - 7752 - 8344 lm	72 W 9816 - 11628 - 12516 lm
Opal	2700 K	**662EB7W312** ✸	**662EE7W312** ✸	**662EH7W312** ✸
	3000 K	**662EB7W313** ✸	**662EE7W313** ✸	**662EH7W313** ✸
	4000 K	**662EB7W315** ✸	**662EE7W315** ✸	**662EH7W315** ✸

The data shown corresponds to raw values.

✸ **DIMM OPTIONS**
- **O** · On-Off
- **D** · Dali
- **P** · Push
- **V** · 1.10v

▣ Up/down light

DRACO TUCANA

.01

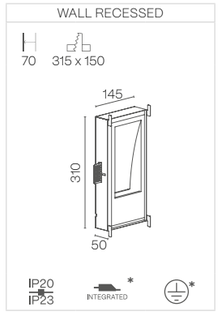

.02



POWER STANDARD

		.01	.02
		500 mA 3 W 409 - 421 - 438 lm	500 mA 3 W 409 - 485 - 522 lm
Opal	2700 K	**607EB7W112**	**607EE7W112**
	3000 K	**607EB7W113**	**607EE7W113**
	4000 K	**607EB7W115**	**607EE7W115**

POWER HIGH

		.01	.02
		700 mA 4 W 555 - 571 - 593 lm	500 mA 6 W 818 - 969 - 1043 lm
Opal	2700 K	**607EB7W312**	**607EE7W312**
	3000 K	**607EB7W313**	**607EE7W313**
	4000 K	**607EB7W315**	**607EE7W315**

Cut-away detail

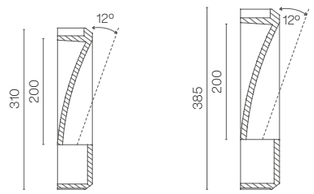

***** **ELECTRIC CLASS II** and **DRIVER REMOTE** when dimmable.

The data shown corresponds to raw values.

This product must be painted by the customer.

Cut hole

Minimum height of the false ceiling

DIMM OPTIONS

O · On-Off
D · Dali
P · Push
V · 1.10v

Up light

LUMINAIRE INCLUDES

Recessed mounting kit

DRACO ZAHARA

.01

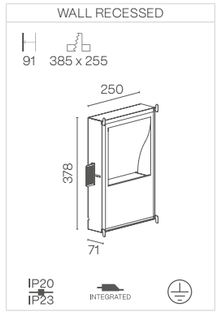

.02

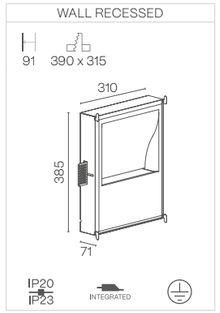

POWER STANDARD

		.01	.02
	500 mA	3 W 409 - 485 - 522 lm	3 W 409 - 485 - 522 lm
Opal	2700 K	**608EB7W112**	**608EE7W112**
	3000 K	**608EB7W113**	**608EE7W113**
	4000 K	**608EB7W115**	**608EE7W115**

POWER HIGH

		.01	.02
	500 mA	6 W 818 - 969 - 1043 lm	6 W 818 - 969 - 1043 lm
Opal	2700 K	**608EB7W312**	**608EE7W312**
	3000 K	**608EB7W313**	**608EE7W313**
	4000 K	**608EB7W315**	**608EE7W315**

Cut-away detail

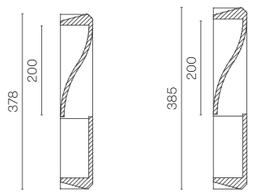

The data shown corresponds to raw values.

This product must be painted by the customer.

Cut hole

Minimum height of the false ceiling

DIMM OPTIONS

O · On-Off
D · Dali
P · Push
V · 1.10v

Up light

LUMINAIRE INCLUDES

Recessed mounting kit

TYRA FAMILY



CRISMOSIL · CRI ≥90 · IK06 · LIFE 50000H · DIM OPTIONAL

INTEGRATED · INDOOR · 220-240 V 50-60 Hz · CE

.01

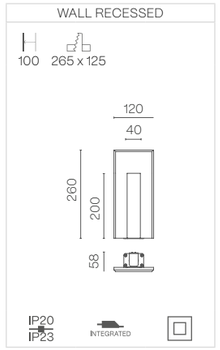

.02

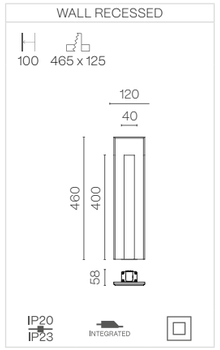

.03

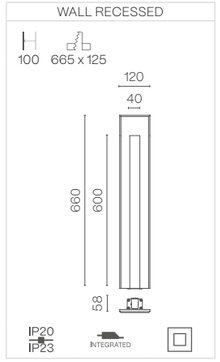

This product must be painted by the customer.

Cut hole
Minimum height of the false ceiling

LUMINAIRE INCLUDES
Recessed mounting kit

POWER STANDARD

		.01	.02	.03
	700 mA	2 W 237 - 246 - 261 lm	2 W 237 - 246 - 261 lm	2 W 237 - 246 - 261 lm
25º	2700 K	**652EB7W142**	**652EE7W142**	**652EH7W142**
	3000 K	**652EB7W143**	**652EE7W143**	**652EH7W143**
	4000 K	**652EB7W145**	**652EE7W145**	**652EH7W145**

The data shown corresponds to raw values.

DIMM OPTIONS
O · On-Off
D · Dali
P · Push
V · 1.10v

Down light

.01

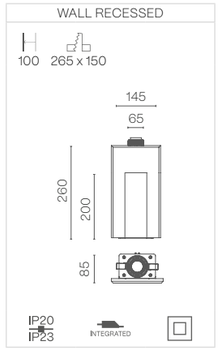

.02

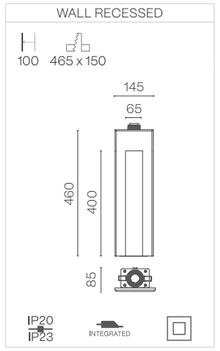

.03

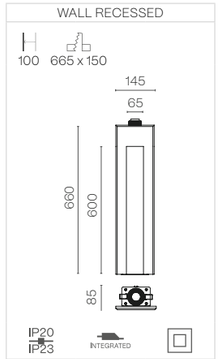

This product must be painted by the customer.

Cut hole
Minimum height of the false ceiling

LUMINAIRE INCLUDES
Recessed mounting kit

POWER STANDARD

		.01	.02	.03
	350 mA	6 W 502 - 537 - 580 lm	6 W 502 - 537 - 580 lm	6 W 502 - 537 - 580 lm
Opal	2700 K	**624EB7W112**	**624EE7W112**	**624EH7W112**
	3000 K	**624EB7W113**	**624EE7W113**	**624EH7W113**
	4000 K	**624EB7W115**	**624EE7W115**	**624EH7W115**

POWER HIGH

		.01	.02	.03
	500 mA	9 W 713 - 750 - 825 lm	9 W 713 - 750 - 825 lm	9 W 713 - 750 - 825 lm
Opal	2700 K	**624EB7W312**	**624EE7W312**	**624EH7W312**
	3000 K	**624EB7W313**	**624EE7W313**	**624EH7W313**
	4000 K	**624EB7W315**	**624EE7W315**	**624EH7W315**

The data shown corresponds to raw values.

DIMM OPTIONS
O · On-Off
D · Dali
P · Push
V · 1.10v

Down light

TECHNICAL INFORMATION

INFORMACIÓN TÉCNICA

CONNECTION BOXES

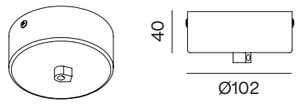

CB03

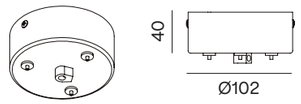

CB10

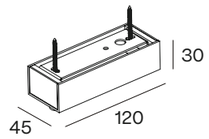

CB09.12

RECESSED CONNECTION BOXES

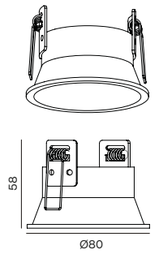

CB20.RF.

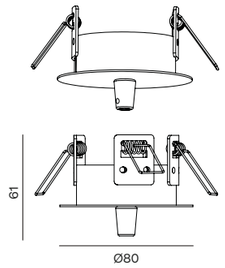

CB21.RF.

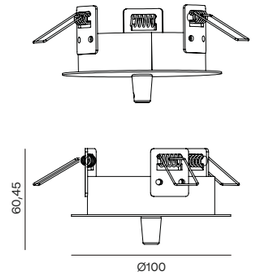

CB22.RF.

KIT PENDANT BOXES

SUSPENSION KIT	CENTRAL ROD SUSPENSION + CONNECTION BOX	CENTRAL ROD SUSPENSION + CONNECTION BOX	CABLE CONCENTRATOR KIT + CONNECTION BOX
	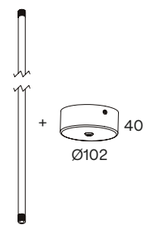	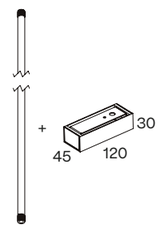	
Cable Length: 5 m – **SC05.SA**	Rod suspension: 600 mm – **SC20.60.**	Rod suspension: 600 mm – **SC21.60.**	For Ø 25, 35 cm – **SC21.**
Cable Length: 7 m – **SC07.SA**	Rod suspension: 800 mm – **SC20.80.**	Rod suspension: 800 mm – **SC21.80.**	 For Ø 45, 65 cm – **SC22.**
Cable Length: 10 m – **SC10.SA**	Rod suspension: 1000 mm – **SC20.100.**	Rod suspension: 1000 mm – **SC21.100.**	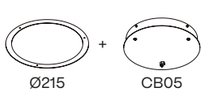 For Ø 95, 125 cm – **SC23.**

FINISH
- **B** · Black
- **W** · White
- **S** · Special color

DRIVER BOXES

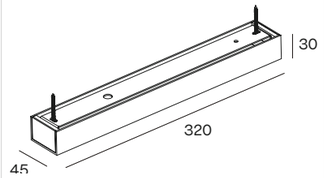

CB09.32

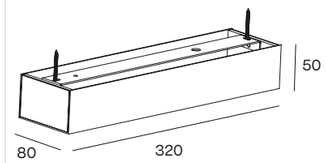

CB06.32

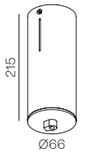

CB08.22

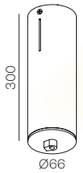

CB08.30



CB08.38

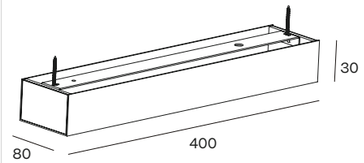

CB06.40

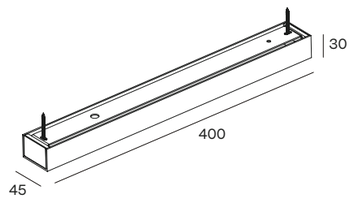

CB09.40

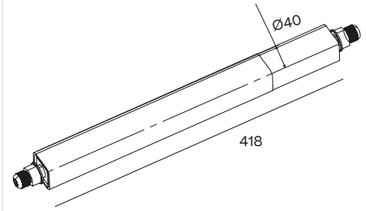

CB04.OP

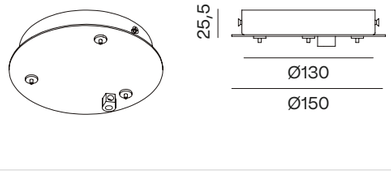

CB02

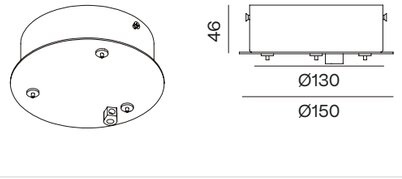

CB07

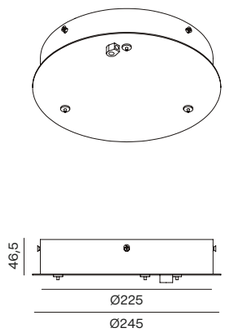

CB13

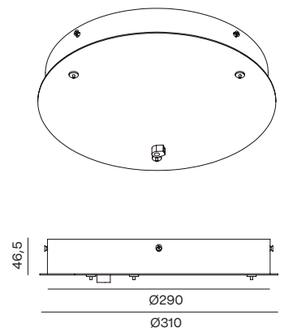

CB05

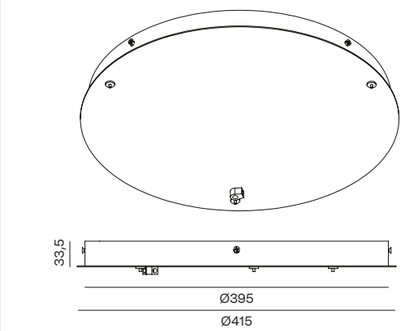

CB12

Check luminaire's compatibility.

FINISH
- **B** · Black
- **W** · White
- **S** · Special color

ICON FLASH

LEYENDA PICTOGRAMAS

Circular cut
Agujero de corte circular

Rectangular cut
Agujero de corte rectangular

Luminaire not suitable to be covered with thermal insulating material
Luminaria no adecuada para cubrirse con aislante térmico

Minimum height of the false ceiling
Altura mínima del falso techo

(mm)
Luminaire's total length
Longitud total de la luminaria

180°
Rotation degrees
Grados de giro

45°
Tilting degree
Grados de basculación

IP20 IP44
Luminaire with two different IP degrees of protection at the top and bottom
Grado IP de la luminaria tanto por la parte superior e inferior del empotramiento de la luminaria

ALUMINIUM
Luminaire is made of aluminum
Luminaria fabricada de aluminio

ALUMINIUM SILICONE
Luminaire is made of aluminum and silicone
Luminaria fabricada de aluminio y silicona

CRISMOSIL
Luminaire is handmade with Crismosil™ material and is designed to have a smooth finish on the front and a raw finish on the back
Luminaria fabricada a mano con material Crismosil™, diseñada para tener un acabado liso en la parte frontal, mientras que el reverso es en bruto"

CEMENT
Luminaire is made out of cement
La luminaria está fabricada con cemento

CRI ≥90
Unified Glare Rating
Índice de Deslumbramiento Unificado

IK06
Protection rate against external mechanical impacts
Grado de resistencia contra golpes mecánicos externos

LIFE 50000H
Luminaire's Lifetime
Vida útil de la luminaria

DIM OPTIONAL
Optional dimmer
Regulador opcional

REMOTE
Driver remote
Driver remoto

INTEGRATED
Driver integrated inside the luminaire
Driver integrado dentro de la luminaria

INDOOR
Only for indoor use
Solo para uso interior

OUTDOOR
Only for outdoor use
Solo para uso exterior

220–240 V 50–60 Hz
AC input for luminaire is 220-240V / 50-60Hz
Input AC de luminaria a 220-240V/50-60Hz

Class I: Luminaire in which the protection against electric shocks falls into a protective conductor grounded
Clase I: Luminaria en que la protección contra los choques eléctricos recae a un conductor de toma tierra

Class II: Luminaire in which the protection against electric shocks includes additional safety features such as double insulation or reinforced insulation
Clase II: Luminaria en que la protección contra los choques eléctricos, comprende medidas de seguridad suplementarias, tales como el doble aislamiento o el aislamiento reforzado

Class III: Luminaire in which the protection against electric shocks falls on the power supply with very low safety voltage (SELV) and in which no voltages higher than the very low safety voltage are generated
Clase III: luminaria en la que la protección contra los choques eléctricos recae en la alimentación con muy baja tensión de seguridad (MTBS) y en la que no se generan tensiones superiores a la muy baja tensión de seguridad

CE
According to european directives and EN 60598
Conforme a las directivas europeas y la norma EN 60598

Lamp not included
Lámpara no incluída

According to European directives and EN 60598, do not dispose of with household waste
Conforme a las directivas europeas y la norma EN 60598, no desechar con la basura doméstica

BPM30
Mini LED Bulb / Lamp
Bombilla LED Mini

BPM50
Standard LED Bulb / Lamp
Bombilla LED Estándar

BPM300
High Power LED Lamp
Bombilla LED de Alta Potencia

BPM3181
Spherical LED Lamp
Bombilla LED Esférica

BPM200
Reflector LED Lamp
Bombilla LED Reflectora

GX8 5
GX8.5 HID Bulb
Bombilla de descarga GX8.5

GU5 3
GU5.3 (MR16) Bulb
Bombilla GU5.3 (MR16)

GU10
GU10 Bulb
Bombilla GU10

CREATE A REFERENCE ORDER

COMO CREAR LA REFERENCIA

REF E D [ ] [ ] 1 1 2 [ ]

1 2 3 4 5 6 7 8 9

1 LUMINAIRE'S REFERENCE
3 numeric digits
REFERENCIA PRODUCTO
3 dig. numéricos

2 GEOGRAPHICAL AREA
Alphabetic digit
MERCADO
1 dig. alfabético

N NORTH AMERICA
E EUROPE
S SOUTH AMERICA
O OTHERS REGIONS

3 LUMINAIRE'S DIMENSION
Alphabetic digit
DIMENSIÓN
1 dig. alfabético

A	.00		.1	
B	.01	.25	.2	
C	.01½	.35	.3	
D		.45	.4	045090
E	.02	.30-65	.5	
F		.65	.6	045180
G	.02½		.7	065090
H	.03	.30-95	.8	
I	.03½	.95	.9	065180
J	.04	.30-125	.10	
K	.04½	.125	.12	095090
L	.05		.14	
M	.05½	.150	.15	095180
N	.06	.600	.16	
O	.06½			125090
P	.07		.18	
Q	.07½			125180
R	.08	.200	.20	
S	.08½		.22	
T	.09	.250		
U	.09½			
V	.10			
W	.11	.300		
X	.33/.34	.350		
Y	.44	.400		
Z		.500		

4 LUMINAIRE'S INSTALLATION
Numeric / alphanumeric digit
INSTALACIÓN
1 dig. numérico / alfanumérico

	IP20	IP44/ IP54	IP65
PENDANT	**1**	**0**	**I**
PENDANT UP LIGHT	**2**	**A**	**J**
SURFACE	**3**	**B**	**K**
SURFACE UP LIGHT	**4**	**C**	**L**
RECESSED	**5**	**D**	**M**
TRIMLESS	**6**	**E**	**N**
WALL	**7**	**F**	**O**
WALL UP LIGHT	**8**	**G**	**P**
TRACKLINE / MD	**9**	**H**	**Q**
PENDANT TRACK	**R**		

5 FINISH OPTIONS
Alphanumeric digit
ACABADO
1 dig. alfanumérico

B BLACK
W WHITE
S SPECIAL COLOR
G BLACK - WHITE
H WHITE - BLACK
I WHITE - SPECIAL COLOR
J BLACK - SPECIAL COLOR
K SPECIAL COLOR - WHITE
L SPECIAL COLOR - BLACK
M SMOKY
T TRANSPARENT
A STRIPED ALUMINIUM

6 POWER OPTIONS
Numeric digit
POTENCIA
1 dig. numérico

1 STANDARD
2 MEDIUM
3 HIGH
4 GU5.3
5 GU10
6 GX8.5
7 CDMR
0 NO POWER

7 DIFFUSERS / BEAM ANGLES
Numeric digit
DIFUSOR / APERTURA
1 dig. numérico

1 OPAL - SILICONA - <11
2 MICROPRISMATICO - 11 - 15
3 TRANSPARENTE - SKY - 16 - 24
4 25 - 33
5 34 - 43
6 44 - 55
7 56 - 65
8 >65
9
0 (GU) - ASYMETRIC

8 COLOR TEMPERATURE
Numeric / alphanumeric digit
TEMPERATURA DE COLOR
1 dig. numérico / alfanumérico

	CRI90	CRI80	CRI95
<2700K	**1**	**A**	**I**
2700K	**2**	**B**	**J**
3000K	**3**	**C**	**K**
3500K	**4**	**D**	**L**
4000K	**5**	**E**	**M**
TW	**6**	**F**	**N**
DW	**7**	**G**	**O**
RGBW	**8**	**H**	**P**
P30	**Q**		
P40	**R**		
GU	**0**		

9 DIMMABLE OPTIONS
Alphabetic digit
DIMADO
1 dig. alfabético

O ON-OFF
D DALI
P PUSH
V 1.10v
F PHASE CUT
C CONTROLED
X (GU)

ACOUSTIC ACCESORIES 454
ACOUSTIC ALABAMA 430
ACOUSTIC ALABAMA SQ 430
ACOUSTIC ALARIK SLIM 432
ACOUSTIC ALBA 438
ACOUSTIC ALBA MINI 436
ACOUSTIC ALBERTA SOFT 428
ACOUSTIC ALZIRA 448
ACOUSTIC KLIMT FIX 450
ACOUSTIC KLIMT FIX SQ 450
ACOUSTIC LAMBDA 442
ACOUSTIC ALBA LINGGO MINI 444
ADIMA 418
ADIMA SQ 418
ALABAMA 124
ALABAMA LOOP 120
ALABAMA SLIGHT 128
ALABAMA SLIGHT SQ 132
ALABAMA SLIM 136
ALABAMA STONE 116
ALABAMA SUPER SLIM 140
ALABAMA SUPER SLIM TILT 142
ALARIK MINI 172
ALARIK MINI LED MODULES 173
ALARIK MINI LENSES 174
ALARIK MINI MOTION LENSES 174
ALARIK MINI PATRICIA 174
ALARIK MINI PATRICIA FLAT 175
ALARIK MINI PATRICIA LOL 175
ALARIK MINI PATRICIA ZOOM 175
ALARIK MINI ROUND 176
ALARIK MINI ROUND LENSES 175
ALARIK NANO 178
ALARIK NANO DOUBLE 182
ALARIK NANO ESFERA 180
ALARIK NANO LED MODULES 179
ALARIK NANO LENSES COMPACT 180
ALARIK NANO PATRICIA FLIP 181
ALARIK NANO PATRICIA SHAPE 181
ALARIK NANO PATRICIA ZOOM 181
ALARIK NANO WALL WASHER 180
ALARIK SLIM 166
ALARIK SLIM DOT 168
ALARIK SLIM LED BALL 168
ALARIK SLIM LED MODULES 167
ALARIK SLIM LED TUBE 168
ALARIK SLIM LENSES 169
ALARIK SLIM LUMINAIRE 156
ALARIK SLIM MOTION LENSES 168
ALARIK SLIM PATRICIA 169
ALARIK SLIM PATRICIA ZOOM 169
ALARIK SLIM ROUND 170
ALBA DOUBLE 224
ALBA LINGGO 232
ALBA LINGGO MINI 228
ALBA MINI 196
ALBA MINI AIO 200
ALBA MINI MODULIGHT 204
ALBA MINI MODULIGHT LED MODULES 207
ALBA MINI MODULIGHT LENSES 206
ALBA MINI MODULIGHT MINI TUBE 205
ALBA PLUS 220
ALBA PRO 214
ALBA PRO CRISMOSIL 496
ALBA PRO CRISMOSIL MODULE LENSES 497
ALBA PRO CRISMOSIL MODULE LIGHT 497
ALBA PRO CRISMOSIL SPOTLIGHT 496
ALBA PRO CRISMOSIL SPOTLIGHT STICK 496
ALBA PRO MODULE LENSES 216
ALBA PRO MODULE LIGHT 216
ALBA PRO SPOTLIGHT 215
ALBA PRO SPOTLIGHT STICK 215
ALBA WING 210
ALBERTA 96
ALBERTA DUE 84
ALBERTA DUE MOVE 86
ALBERTA INSIDE 80
ALBERTA INSIDE HAT 64
ALBERTA INSIDE VERTICAL 82
ALBERTA INSIDE VTILT 82
ALBERTA OUTSIDE 76
ALBERTA SLIGHT 92
ALBERTA SLIGHT CONNECT 52
ALBERTA SLIGHT ECCENTRIC 68
ALBERTA SOFT 88
ALBERTA SOFT CONNECT 48
ALBERTA SOFT LOOP 60
ALBERTA SOFT OUTSIDE 72
ALBERTA SOFT STONE 56
ALDAIA 348
ALDAIA SQ 349
ALZIRA 256
ASTRA 322
CAN REVIEW 342
CAN REVIEW IP65 344
CATLI 362
CATLI CLASSIC 368
CATLI CLASSIC SQ 369
CATLI HALKA 370
CATLI SQ 364
CATLI SQ DOUBLE 366
CUBE 298
CUBE DOUBLE 298
CUBE TRIPLE 298
CUBE TUBE 300
CUBE TUBE MOVE 302
DRACO 546
DRACO ORION 547
DRACO TUCANA 550
DRACO WALL ORION 548
DRACO ZAHARA 551
ESPIGA 532
ESPIGA SIRIO 536
ESPIGA SOFT 530
ESPIGA SQ 534
FACE IRIS 396
FACE KIERA 398
FACE KIERA CEMENT 400
FACE TUBULAR 392
FACE TUBULAR SPAC 394
FLAT 406
FLAT SLIM 406
FLORIDA 106
FLORIDA DECO 102
FLORIDA SQ 110
FLY 236
GALANTA BONETE 380
GALANTA DEEP 378
HURY 408
IKI 410
KAPI 412
KLEE 419
KLEE SQ 419
KLIMT 292
KLIMT FIX 294
KONI 356
KONI DEEP 358
KONI TURTA 359
KUU 414
LENT MODULAR 314
LENT MOTION 318
LUK CRUSADER 306
LUK HAWKEYE 307
LUK HAWKEYE DOUBLE 307
MAGRIT 418
MARTORELL 270
MARTORELL CRATE 274
MARTORELL CRATE DOUBLE 274
MARTORELL CRATE TRIPLE 274
MARTORELL FLIP 266
MARTORELL MINI CRATE 276
MARTORELL MINI CRATE DOUBLE 276
MARTORELL MINI CRATE TRIPLE 276
MARTORELL MOVE 268
MARTORELL SQ 278
MARTORELL SQ DOUBLE 278
MARTORELL TÁRREGA 280
MARTORELL TUBE MOVE 272
MARTORELL TUBULAR 20 282
MARTORELL TUBULAR 40 282
MARTORELL TUBULAR 60 282
MARTORELL TUBULAR TILT 282
MENORCA DEEP STRAIGHT 488
MENORCA DEEP TILT 489
MENORCA DEEP WAVE 490
MENORCA EDGE 491
MENORCA FLAT 492
MENORCA WHASER 493
NUVOL 470
OHIO 146
OHIO SQ 150
OKKIA 250
OKKIA PLUS 250
ORACLE 310
ORBIT 540
ORBIT ARA 541
ORBIT NADIR 542
PATRICIA 286
ROY 338
SAND 482
SASSY 332
SASSY OVAL HOLE 332
SASSY ROUND HOLE 332
SASSY SNOOT 332
SASSY SQ 334
SUBLIM 384
TRACKLIGHT LINEAR SYSTEM 188
TRACKLIGHT LUMINARIES 187
TRACKLIGHT SPOTLIGHTS 189
TRACKLINE 186
TYRA 554
TYRA LYRA 556
VADI 352
VAULT 242
VEGA 520
VEGA ADHARA 522
VEGA TWINS 524
VEGA ZETA 526
VENISE 388
VIO 326
VIO ASYMETRIC 326
VIO COMPACT 326
VIO DEEP 326
VIO DEEP MOVE 326
VIO DOME 326
VIO DOME MOVE 326
VIO MOVE 326
VIO SQ 326
VIO SQ MOVE 326
WALL ARA OUT 460
WALL DRACO OUT 464
WALL ZAHARA OUT 462
WAVE 476
WAVE DOME 479
WAVE SOFT 478
ZENIT 502
ZENIT DEEP 504
ZENIT DEEP TWINS 506
ZENIT MOVE 507
ZENIT MOVE SQ 508
ZENIT ORTO 509
ZENIT RING 503
ZENIT SIDEREA 510
ZENIT SIDEREA ASYMETRIC 512
ZENIT SQ 514
ZENIT STONE 515
ZENIT ZUBIA 516
ZENIT ZUBIA SQ 517

ALPHABETICAL INDEX

WARRANTY CONDITIONS

CONDICIONES DE GARANTÍA

BPM Lighting guarantees its luminaires, as well as the equipment it distributes.

Upon establishment of the legal warranty, BPM Lighting extends this warranty to cover manufacturing defects of the supplied luminaires for a period of 5 years from the invoice date.

The determination of the product defect will be made at the sole discretion of BPM Lighting, considering the overall performance of the product.

A decrease in light flux is a natural phenomenon throughout the LED's lifespan and is, therefore, not covered by the warranty.

1. WARRANTY TERMS & CONDITIONS

The limited conventional warranty is applicable only when:

1. The products are stored, installed, used, and maintained according to the technical specifications indicated on the product label (with special reference to voltage and operating temperature), the mounting instructions provided with it, and the information indicated in the respective catalogues or on the website.
2. Installation and maintenance tasks are performed by qualified technicians.
3. The reported defect affects the product's functionality.
4. The product has not been modified, altered, or treated in any way, with chemicals or otherwise, without prior written authorization from BPM Lighting.
5. The product subject to warranty, if required by BPM Lighting, must be available for further technical analysis for the necessary time to carry it out.
6. The defect has been communicated to BPM Lighting in writing, via email, within 30 days from the date of receipt of the products (in the case of visible defects) or after their verification (in the case of hidden defects), including a photographic proof of the silver label on the product. For claims related to breakages, incorrect references, or quantities, you have 10 days to submit a claim. Any claim for breakages must be documented on the delivery receipt from the shipping agency.

When sending material for a claim, it is essential that the accompanying documentation is attached to the package to avoid rejection of the material, and the reason for the claim, article reference, quantity, date, and invoice number must be indicated.

In the event that BPM Lighting acknowledges the defect, it will choose at its discretion whether to repair or replace the defective product or component with the same product or an equivalent one, taking into account the technical evolution of the products and their components.

Any technical intervention or replacement (partial or complete) of the product carried out under the warranty will not in any case give the right to an extension or renewal of the warranty beyond the stipulated years from the invoice date. The repair or replacement of the product recognized as defective by BPM Lighting does not include the costs or expenses of materials or labour for disassembly, uninstallation, assembly, or installation. BPM Lighting is not liable and will not reimburse any consequential loss or indirect, compensatory, or other damages suffered as a result of a defective product, such as, but not limited to, assembly costs, on-site installation costs, potential downtime costs, loss of profits, or the overall costs incurred by the purchasers.

2. WARRANTY CANCELLATION CLAUSES

This conventional warranty does not cover:

1. Labor costs and expenses, equipment and warehouse costs, or any other additional costs related to and/or derived from any necessary intervention to repair the defect (such as, but not limited to, assembly, disassembly, and transportation of defective equipment, to be repaired or new products, which will be at the exclusive expense of the customer).
2. Electrical components subject to wear and tear, comparable to consumables (such as lamps, batteries, sensors, etc.).
3. Interruptions resulting from impulsive disturbances (surges) exceeding the limits set by IEC 61000-4-5 and IEC 61547 standards.
4. Potential remote-control systems (photocells, telecontrol modules, gateways, etc.) not supplied with the luminaire.
5. Plastic parts, such as polycarbonate or PMMA, subject to natural aging.
6. Product damage due to negligence, transportation, and unforeseen and unpredictable events not within normal use conditions as per section 1.1 (e.g., electrical discharges and lightning strikes).
7. Products that have switched on for more than 6,500 hours per year.
8. Luminaires not used for its intended purpose.
9. BPM Lighting shall not be held liable under any circumstances for accidental, compensatory, consequential, indirect, special, or other damages. BPM Lighting's liability for a product defect is strictly limited to the actual amount paid for the defective product.

This conventional warranty is the only warranty provided by BPM Lighting and is granted with the exclusion of other warranties, explicit or implied, such as, for example, warranties of merchantability or fitness for a particular purpose. The exclusive remedies available to the buyer for any non-conformity or defect in a product are those provided for by this warranty. The performance and lifespan of LEDs are not guaranteed if the luminaires have been installed in environments containing chemicals incompatible with the LEDs. Our technical department is available to verify the compatibility of the LEDs we use in relation to the substances present in the environment where the luminaires are installed.

WARRANTY CONDITIONS

CONDICIONES DE GARANTÍA

BPM Lighting garantiza sus luminarias, así como los equipos que distribuye.

Establecida la garantía legal, BPM Lighting extiende dicha garantía sobre los defectos de fabricación de las luminarias suministradas durante un período de 5 años a partir de la fecha de la factura. La determinación del defecto del producto la realizará BPM Lighting a su única discreción, considerando el rendimiento general dado por el producto. La depreciación del flujo luminoso es un fenómeno previsto durante la vida útil del LED y, por lo tanto, no está cubierto por la garantía.

1. CONDICIONES DE GARANTÍA

La garantía convencional limitada es aplicable solo cuando:

1. Los productos se almacenan, instalan, utilizan y mantienen según las especificaciones técnicas indicadas en el marcado del producto (con especial referencia a la tensión y a la temperatura de funcionamiento), a las instrucciones de montaje facilitadas con el mismo, a lo que se indica en los respectivos catálogos o en web.
2. La instalación y mantenimiento son ejecutados por personal técnico cualificado.
3. El defecto señalado perjudica las funciones del producto.
4. El producto no ha sido modificado, alterado o tratado en ningún modo, con agentes químicos o de cualquier otra manera, sin autorización previa y escrita de BPM Lighting
5. El producto objeto de la garantía, si así lo requiere BPM lighting, debe estar a disposición para más análisis técnicos durante el tiempo necesario para su realización.
6. El defecto ha sido comunicado a BPM Lighting por escrito, mediante correo electrónico antes de 30 días a partir de la fecha de recepción de los productos (en caso de defectos aparentes) o tras su verificación (en caso de defectos no visibles) mediante el envío de una prueba fotográfica de la etiqueta plateada presente en el producto. Para las incidencias por roturas, referencias erróneas o cantidades incorrectas, dispone de un plazo de 10 días para su reclamación. La reclamación por roturas deberá quedar documentada en el justificante de entrega de la agencia de transporte.

En el envió del material de incidencia, es imprescindible que la documentación vaya adjunta al bulto para que el material no sea rechazado, e indicar el motivo de la incidencia, referencia de artículos, cantidad, fecha y número de factura.

En el caso de que BPM Lighting reconozca el defecto, elegirá de manera discrecional si reparar o sustituir el producto o componente defectuoso con el mismo producto o con uno equivalente, teniendo en consideración la evolución técnica de los productos y la de sus componentes. Cualquier intervención técnica o sustitución (parcial o completa) del producto realizada en el marco de la garantía no dará derecho en ningún caso a una prórroga o renovación de la garantía más allá de los años estipulados a partir de la fecha de la factura.

La reparación o sustitución del producto reconocido como defectuoso por BPM Lighting no incluye los costes o gastos de material o de personal por el desmontaje, desinstalación, montaje o instalación. BPM Lighting no es responsable y, por lo tanto, no reembolsará ninguna pérdida consecuente o daño indirecto, compensatorio o de otra naturaleza sufrida a causa de un producto defectuoso, como, a modo de ejemplo y no exhaustivo, los costes de ensamblaje, los costes de instalación in situ, los posibles costes por parada de la planta, la pérdida de ganancias y los costes totales de los compradores.

2. CLÁUSULAS DE ANULACIÓN DE LA GARANTÍA

Esta garantía convencional no cubre:

1. Costes y gastos de mano de obra, costes y gastos de equipamiento y almacén, así como cualquier otro coste adicional relativo y/o derivado de cualquier intervención necesaria para reparar el defecto (tales como, pero no limitados a, costes/gastos de montaje, desmontaje y transporte de equipos defectuosos, a reparar o productos nuevos, que correrán a cargo exclusivo del cliente);
2. Componentes eléctricos sujetos a desgaste asimilables a consumibles (como lámparas, pilas, sensores, etc.).
3. Interrupciones resultantes de perturbaciones impulsivas (sobretensiones) superiores a los requisitos de la norma IEC 61000-4-5 y IEC 61547.
4. Posibles sistemas de control remoto (fotocélulas, módulos de telecontrol, pasarelas, etc.) no suministrados con la luminaria.
5. Piezas di plástico, como por ejemplo policarbonato o PMMA, sometidas a envejecimiento natural.
6. Daños del producto debidos a negligencia, al transporte y a eventos imprevistos e imprevisibles que no entren en las condiciones normales de uso según el punto 1.1 (por ej.: descargas eléctricas y rayos).
7. Productos que hayan estado en funcionamiento durante un número de horas al año superior a 6.500 h.
8. Luminarias no utilizadas con el propósito para el que se han realizado.
9. BPM Lighting no será responsable en ningún caso de daños accidentales, de compensación, consecuentes, indirectos, especiales u otros daños. La responsabilidad de BPM Lighting respecto a un defecto del producto debe quedar limitada en todo caso a la suma pagada por ese producto defectuoso.

Esta garantía convencional es la única garantía otorgada por BPM Lighting y se concede con exclusión de las demás garantías, explícitas o implícitas como, por ejemplo, garantías de comerciabilidad o adecuación para un propósito particular. Las medidas adoptadas de forma exclusiva por parte del comprador para cualquier no conformidad o defecto en un producto serán sólo las previstas por esta garantía. Las prestaciones y la duración de los LEDs no están garantizadas si las luminarias se han instalado en tornos con presencia de sustancias químicas incompatibles con los mismos LEDs. Nuestro departamento técnico está a disposición para comprobar la compatibilidad de los LEDs que utilizamos en relación con las sustancias presentes en el entorno donde se instalan las luminarias.

SALES CONDITIONS

CONDICIONES DE VENTA

GENERAL TERMS AND CONDITIONS OF SALE

All orders must be placed with BPM Iluminación S.L in writing by email, and customers hereby accept the terms and conditions detailed below. Goods supplied by the Company shall remain the property of BPM Iluminación S.L until payment is received, even if the goods have been sold to a third party. Delivery times are approximate and non-binding. BPM Iluminación S.L will not accept claims for damages due to late delivery.

BPM Iluminación S.L reserves the right to amend, supplement or delete, without prior warning, the characteristics or designs of the products in this catalogue, as well as the corresponding prices. Therefore, customers are advised to contact BPM Iluminación S.L directly for the latest information.

BPM Iluminación S.L is not responsible for any issues caused by the loss or damage of goods during transportation by the carrier. In accordance with Article 1 of Royal Decree 5/1997 of 14 January, complaint forms are available to our customers at the Company's registered office.

CANCELLING AN ORDER

Orders must be cancelled in writing and sent to BPM Iluminación S.L by email. If the order has already been dispatched, please request a refund, in accordance with the terms and conditions detailed in the following section.

RETURNING GOODS BPM

Lighting reserves the right to accept or reject return requests received. Returns must be made within 2 weeks of the invoice date, and a minimum depreciation rate of 15% will be applied to cover handling costs.

Depending on the state of conservation of the luminaire, this percentage might be increased.

RETURN TERMS AND CONDITIONS

Return requests must be made in writing by email. Please send all returns correspondence to the email address info@bpmlighting.com, stating, at the very least, the reason for the return, article reference number(s), quantity, item condition, date and invoice number. If the return is authorised:

The item must be returned in its original packaging and in perfect condition. BPM Iluminación S.L must receive the goods within a maximum of 10 days after the return has been authorised. Any costs for returning the goods are the responsibility of the customer. Returned goods will not be accepted in the case of discontinued or customised items, any RAL other than black and white, line systems and acoustic products.

Please send the item, together with the documentation required by the Sales Department, to the following address: Partida Madrigueres Sud, 11, 03700 Dénia (Alicante), Spain. It is essential that the return authorization is attached to the package so that the material is not rejected.

WARRANTY

BPM Iluminación S.L guarantees its luminaires, as well as the equipment it distributes.

Upon establishment of the legal warranty, BPM Iluminación S.L extends this warranty to cover manufacturing defects of the supplied luminaires for a period of 5 years from the invoice date. The determination of the product defect will be made at the sole discretion of BPM Iluminación S.L, considering the overall performance of the product.

A decrease in light flux is a natural phenomenon throughout the LED's lifespan and is, therefore, not covered by the warranty.

WARRANTY TERMS AND CONDITIONS

The limited conventional warranty is applicable only when:

1. The products are stored, installed, used, and maintained according to the technical specifications indicated on the product label (with special reference to voltage and operating temperature), the mounting instructions provided with it, and the information indicated in the respective catalogues or on the website.
2. Installation and maintenance tasks are performed by qualified technicians.
3. The reported defect affects the product's functionality.
4. The product has not been modified, altered, or treated in any way, with chemicals or otherwise, without prior written authorization from BPM Iluminación S.L.
5. The product subject to warranty, if required by BPM Iluminación S.L, must be available for further technical analysis for the necessary time to carry it out.
6. The defect has been communicated to BPM Iluminación S.L in writing, via email, within 30 days from the date of receipt of the products (in the case of visible defects) or after their verification (in the case of hidden defects), including a photographic proof of the silver label on the product.

When sending material for a claim, it is essential that the accompanying documentation is attached to the package to avoid rejection of the material, and the reason for the claim, article reference, quantity, date, and invoice number must be indicated.

In the event that BPM Iluminación S.L acknowledges the defect, it will choose at its discretion whether to repair or replace the defective product or component with the same product or an equivalent one, taking into account the technical evolution of the products and their components.

Any technical intervention or replacement (partial or complete) of the product carried out under the warranty will not in any case give the right to an extension or renewal of the warranty beyond the stipulated years from the invoice date. The repair or replacement of the product recognized as defective by BPM Iluminación S.L does not include the costs or expenses of materials or labour for disassembly, uninstallation, assembly, or installation. BPM Iluminación S.L is not liable and will not reimburse any consequential loss or indirect, compensatory, or other damages suffered as a result of a defective product, such as, but not limited to, assembly costs, on-site installation costs, potential downtime costs, loss of profits, or the overall costs incurred by the purchasers.

WARRANTY CANCELLATION CLAUSES

This conventional warranty does not cover:

1. Labor costs and expenses, equipment and warehouse costs, or any other additional costs related to and/or derived from any necessary intervention to repair the defect (such as, but not limited to, assembly, disassembly, and transportation of defective equipment, to be repaired or new products, which will be at the exclusive expense of the customer).
2. Electrical components subject to wear and tear, comparable to consumables (such as lamps, batteries, sensors, etc.).
3. Interruptions resulting from impulsive disturbances (surges) exceeding the limits set by IEC 61000-4-5 and IEC 61547 standards.
4. Potential remote-control systems (photocells, telecontrol modules, gateways, etc.) not supplied with the luminaire.
5. Plastic parts, such as polycarbonate or PMMA, subject to natural aging.
6. Product damage due to negligence, transportation, and unforeseen and unpredictable events not within normal use conditions as per section 1.1 (e.g., electrical discharges and lightning strikes).
7. Luminaires not used for its intended purpose.
8. BPM Iluminación S.L shall not be held liable under any circumstances for accidental, compensatory, consequential, indirect, special, or other damages. BPM Iluminación S.L's liability for a product defect is strictly limited to the actual amount paid for the defective product.

This conventional warranty is the only warranty provided by BPM Iluminación S.L and is granted with the exclusion of other warranties, explicit or implied, such as, for example, warranties of merchantability or fitness for a particular purpose.

The exclusive remedies available to the buyer for any non-conformity or defect in a product are those provided for by this warranty. The performance and lifespan of LEDs are not guaranteed if the luminaires have been installed in environments containing chemicals incompatible with the LEDs. Our technical department is available to verify the compatibility of the LEDs we use in relation to the substances present in the environment where the luminaires are installed.

SALES CONDITIONS

CONDICIONES DE VENTA

CONDICIONES GENERALES DE VENTA

Todos los pedidos deberán ser formulados a BPM Iluminación S.L. por escrito vía e-mail, quedando aceptadas por el cliente las condiciones escritas a continuación. La mercancía suministrada por la Empresa, será propiedad de BPM Iluminación S.L. hasta el momento de pago, aunque dicha mercancía hubiese sido vendida a un tercero. Los plazos de entrega son aproximados y sin compromiso. BPM Iluminación S.L. no aceptará demandas por daños y perjuicios por la demora en la entrega.

BPM Iluminación S.L. se reserva el derecho de modificar, complementar o suprimir, sin previo aviso, las características o diseños de los productos presentes en este catálogo, así como sus correspondientes tarifas. Por este motivo, se recomienda al cliente ponerse en contacto directamente con BPM Iluminación S.L. para obtener una información actualizada.

BPM Iluminación S.L. no es responsable de los problemas generados por la pérdida o deterioro de la mercancía durante el transporte por agencia. De acuerdo con el art. 1 del RD 5/1997 14 Enero, existen a disposición de nuestros clientes hojas de reclamación en el domicilio social de la Empresa.

ANULACIÓN DE PEDIDOS

Las anulaciones de pedidos deberán hacerse por escrito y notificarse a BPM Iluminación S.L. vía e-mail. En caso de que el pedido ya se hubiese enviado, deberá solicitarse la devolución del mismo, acogiéndose a las condiciones detalladas en el siguiente apartado.

DEVOLUCIÓN DE MERCANCÍA

BPM Iluminación S.L. se reserva el derecho de aceptar o rechazar las solicitudes de devolución recibidas. En cualquier caso, se requerirá que no hayan transcurrido 15 días desde la fecha de la factura, y se aplicará una depreciación mínima del 15% por los costes de gestión.

Dependiendo del estado de conservación de la luminaria, este porcentaje podrá incrementarse.

CONDICIONES DE DEVOLUCIÓN

La solicitud de devolución deberá formalizarse por escrito vía e-mail. Las devoluciones deberán tramitarse en la siguiente dirección de correo: info@bpmlighting.com. Deberá informar a BPM Iluminación S.L por escrito del motivo de la devolución, referencia de artículo/s, cantidad, estado del material, fecha y número de factura.

En el caso de que la devolución fuera autorizada: El material deberá devolverse en su embalaje original y en perfecto estado de conservación. BPM Iluminación S.L. deberá recibir la mercancía en un plazo máximo de 10 días desde la autorización de la devolución. Los portes de la devolución serán asumidos por el cliente. No se admitirán devoluciones de mercancía en el caso de material descatalogado, material customizado, cualquier RAL distinto al blanco y negro, lineas y productos acústicos.

Es imprescindible que la autorización de devolución se adjunte al bulto para que el material no sea rechazado. El material deberá ser enviado, junto con la documentación requerida por el Área Comercial, a la siguiente dirección: Partida Madrigueres Sud, 11, 03700 Dénia (Alicante).

GARANTÍA

BPM Iluminación S.L garantiza sus luminarias, así como los equipos que distribuye.

Establecida la garantía legal, BPM Iluminación S.L extiende dicha garantía sobre los defectos de fabricación de las luminarias suministradas durante un período de 5 años a partir de la fecha de la factura. La determinación del defecto del producto la realizará BPM Iluminación S.L a su única discreción, considerando el rendimiento general dado por el producto. La depreciación del flujo luminoso es un fenómeno previsto durante la vida útil del LED y, por lo tanto, no está cubierto por la garantía.

CONDICIONES DE GARANTÍA

La garantía convencional limitada es aplicable solo cuando:

1. Los productos se almacenan, instalan, utilizan y mantienen según las especificaciones técnicas indicadas en el marcado del producto (con especial referencia a la tensión y a la temperatura de funcionamiento), a las instrucciones de montaje facilitadas con el mismo, a lo que se indica en los respectivos catálogos o en web.
2. La instalación y mantenimiento son ejecutados por personal técnico cualificado.
3. El defecto señalado perjudica las funciones del producto.
4. El producto no ha sido modificado, alterado o tratado en ningún modo, con agentes químicos o de cualquier otra manera, sin autorización previa y escrita de BPM Iluminación S.L
5. El producto objeto de la garantía, si así lo requiere BPM Iluminación S.L, debe estar a disposición para más análisis técnicos durante el tiempo necesario para su realización.
6. El defecto ha sido comunicado a BPM Iluminación S.L por escrito, mediante correo electrónico antes de 30 días a partir de la fecha de recepción de los productos (en caso de defectos aparentes) o tras su verificación (en caso de defectos no visibles) mediante el envío de una prueba fotográfica de la etiqueta plateada presente en el producto. Para las incidencias por roturas, referencias erróneas o cantidades incorrectas, dispone de un plazo de 10 días para su reclamación. La reclamación por roturas deberá quedar documentada en el justificante de entrega de la agencia de transporte.

En el envió del material de incidencia, es imprescindible que la documentación vaya adjunta al bulto para que el material no sea rechazado, e indicar el motivo de la incidencia, referencia de artículos, cantidad, fecha y número de factura.

En el caso de que BPM Iluminación S.L reconozca el defecto, elegirá de manera discrecional si reparar o sustituir el producto o componente defectuoso con el mismo producto o con uno equivalente, teniendo en consideración la evolución técnica de los productos y la de sus componentes. Cualquier intervención técnica o sustitución (parcial o completa) del producto realizada en el marco de la garantía no dará derecho en ningún caso a una prórroga o renovación de la garantía más allá de los años estipulados a partir de la fecha de la factura. La reparación o sustitución del producto reconocido como defectuoso por BPM Iluminación S.L no incluye los costes o gastos de material o de personal por el desmontaje, desinstalación, montaje o instalación. BPM Iluminación S.L no es responsable y, por lo tanto, no reembolsará ninguna pérdida consecuente o daño indirecto, compensatorio o de otra naturaleza sufrida a causa de un producto defectuoso, como, a modo de ejemplo y no exhaustivo, los costes de ensamblaje, los costes de instalación in situ, los posibles costes por parada de la planta, la pérdida de ganancias y los costes totales de los compradores.

CLÁUSULAS DE ANULACIÓN DE LA GARANTÍA

Esta garantía convencional no cubre:

1. Costes y gastos de mano de obra, costes y gastos de equipamiento y almacén, así como cualquier otro coste adicional relativo y/o derivado de cualquier intervención necesaria para reparar el defecto (tales como, pero no limitados a, costes/gastos de montaje, desmontaje y transporte de equipos defectuosos, a reparar o productos nuevos, que correrán a cargo exclusivo del cliente);
2. Componentes eléctricos sujetos a desgaste asimilables a consumibles (como lámparas, pilas, sensores, etc.).
3. Interrupciones resultantes de perturbaciones impulsivas (sobretensiones) superiores a los requisitos de la norma IEC 61000-4-5 y IEC 61547.
4. Posibles sistemas de control remoto (fotocélulas, módulos de telecontrol, pasarelas, etc.) no suministrados con la luminaria.
5. Piezas di plástico, como por ejemplo policarbonato o PMMA, sometidas a envejecimiento natural.
6. Daños del producto debidos a negligencia, al transporte y a eventos imprevistos e imprevisibles que no entren en las condiciones normales de uso según el punto 1.1 (por ej.: descargas eléctricas y rayos).
7. Luminarias no utilizadas con el propósito para el que se han realizado.
8. BPM Iluminación S.L no será responsable en ningún caso de daños accidentales, de compensación, consecuentes, indirectos, especiales u otros daños.

La responsabilidad de BPM Iluminación S.L respecto a un defecto del producto debe quedar limitada en todo caso a la suma pagada por ese producto defectuoso. Esta garantía convencional es la única garantía otorgada por BPM Iluminación S.L y se concede con exclusión de las demás garantías, explícitas o implícitas como, por ejemplo, garantías de comerciabilidad o adecuación para un propósito particular.

Las medidas adoptadas de forma exclusiva por parte del comprador para cualquier no conformidad o defecto en un producto serán sólo las previstas por esta garantía. Las prestaciones y la duración de los LEDs no están garantizadas si las luminarias se han instalado en tornos con presencia de sustancias químicas incompatibles con los mismos LEDs. Nuestro departamento técnico está a disposición para comprobar la compatibilidad de los LEDs que utilizamos en relación con las sustancias presentes en el entorno donde se instalan las luminarias.

CONNECTING YOUR EQUIPMENT...

CÓMO CONECTO?

DOES

When using a single driver, wire all lighting fixtures in series. LED strips must be wired in parallel.

DONT'S

Lighting fixtures must always be connected in no-voltage conditions. The driver must not be connected to the power supply when connecting the lighting fixtures. If there are intermediate connections, follow this diagram to avoid damaging your lighting fixtures. (Diagram)

Lighting fixtures must not be connected directly to the AC power source without a driver. Never expose lighting fixtures to heat sources or other electronic equipment.

CONSIDERACIONES

Todas nuestras luminarias cuando usan un solo driver se cablearán en serie. Las tiras de led se deberán de cablear en paralelo entre sí.

ADVERTENCIAS

Las luminarias se deben de conectar siempre apagadas. No se debe de tener el driver conectado a la red encendido al conectar las luminarias. En caso de tener conexiones intermedias se debe de seguir el siguiente esquema para no dañar las luminarias. (Esquema)

No se debe de conectar la luminaria directamente al AC sin driver.

No se deben de colocar las luminarias cerca de fuentes de calor ni de otros aparatos electrónicos.

SEVERAL FIXTURES CONNECTION TO A SINGLE CONSTANT CURRENT DRIVER

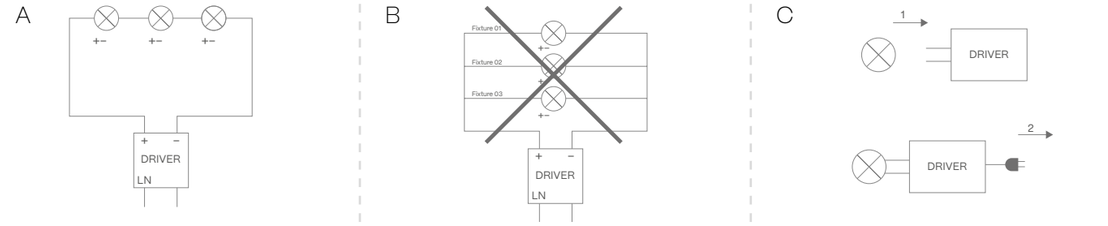

WIRING-EM CONVERTER LED BASIC WITH A STANDARD LED DRIVER AND ONE LED MODULE FOR MAIN AND EMERGENCY OPERATION

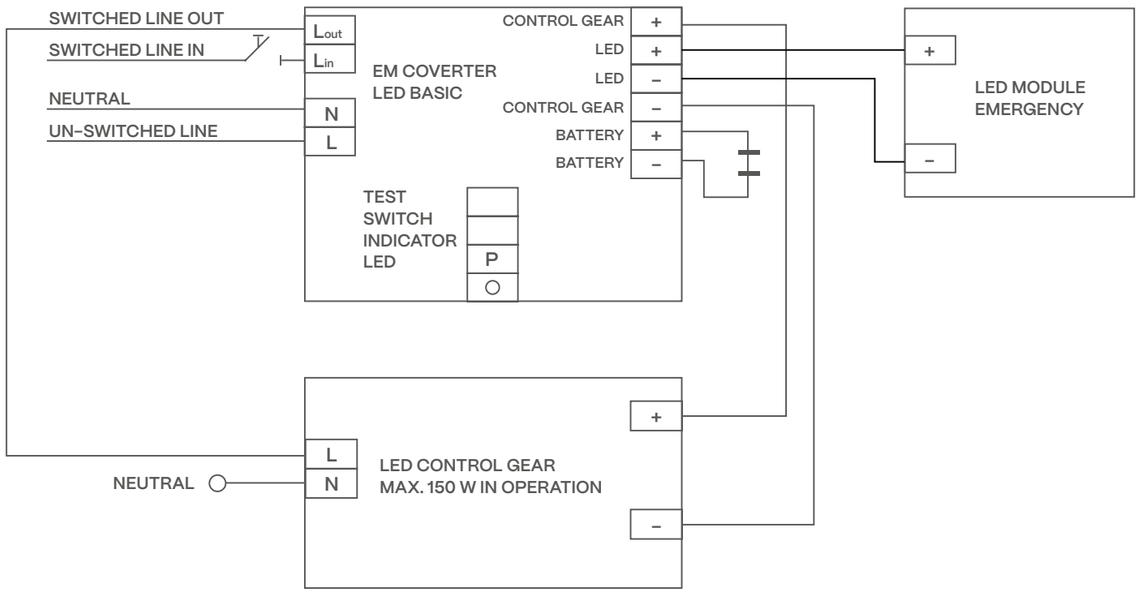

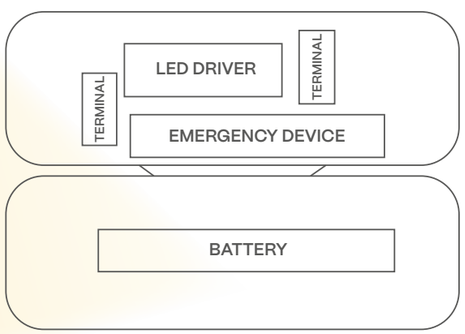

ARE BPM LIGHT FIXTURES APPROVED ACCORDING TO STANDARD?

Please note that BPM Lighting luminaires are not in any case, emergency luminaires approved according to the EN-60598-2.22. Our emergency kits provide low anti-panic lighting for between one and three hours in case of a ma in power failure (see ref. ACKITLED1H and ref. ACKITLED3H).

¿SON LAS LUMINARIAS DE BPM HOMOLOGADAS SEGÚN LA NORMA?

Las luminarias de BPM que llevan kit de emergencia en ningún caso son luminarias de emergencia homologadas según la norma

EN-60598-2-22. Los kits de emergencia suministrados permiten mantener una iluminación reducida antipánico, durante 1 o 3 horas en caso de fallos de suministro eléctrico de la red (ver ref. ACKITLED1H y ref. ACKITLED3H).

EMERGENCY KIT

There are two types of emergency lighting:
Centralised and single emergency lighting

CENTRALISED EMERGENCY LIGHTING

A large battery or generator supplies energy to the emergency lighting fixtures via a specially protected power supply.

In this case, the drivers have a DC recognition function that uses the input voltage to detect the emergency mode.

The driver automatically turns on the DC mode and controls the light to the set DC level.

The DC lighting level is generally 15% of nominal. When the installation enters DC mode, all the sensors stop working.

WHAT DO I NEED?

You only need one DC-ready driver in addition to AC-mode, which is used during normal operation of the lighting fixture. An additional battery or generally must be installed to connect the light fixture driver.

DECENTRALISED EMERGENCY LIGHTING

This does not have its own mains supply. An emergency kit consisting of emergency lighting equipment, a battery and LED indicator is required.

HOW DOES THE EMERGENCY KIT WORK?

The emergency kits supplied by BPM are for permanent use, and work normally with your driver and when the general mains network fails.

The emergency kit driver detects there is voltage in the network and allows the lighting fixture driver work under normal conditions. In case of a power failure in the grid, the emergency kit driver releases the energy in the battery to power the LEDs.

WHAT DO I NEED?

You need a lighting fixture, its driver and LEDs and an emergency kit. The battery in the emergency kit must be installed separately from the lighting fixture and there must be a space to locate it.

HOW MANY EMERGENCY KITS DO I NEED?

An emergency kit can supply one driver with less than 150W.

If the lighting fixture has more than one driver and full lighting is required, you need the same number as emergency kits as drivers in the light fixture.

If only one kit is fitted, only the part of the lighting fixture that is associated with the driver will light up.

KIT DE EMERGENCIA

Existen dos tipos de iluminación de emergencia:
Iluminación de emergencia de alimentación centralizada y descentralizada

EMERGENCIA CENTRALIZADA

Una batería grande o generador suministran la energía necesaria para la iluminación de emergencia a través de una red de suministro con una protección especial. En este caso los drivers tienen una función de reconocimiento DC que usa el voltaje de entrada para detectar el modo de emergencia. El driver automáticamente enciende el modo DC y regula la luz al nivel definido DC. Generalmente el nivel DC de iluminación es del 15% del nominal. Cuando la instalación entra en modo DC todos los sensores dejan de funcionar.

¿QUÉ NECESITO?

Sólo se necesita un driver preparado para trabajar en modo DC además de en modo AC, que será el que se use durante el funcionamiento habitual de la luminaria. La instalación debe de estar preparada con una batería o generador adicional donde conectar el driver de la luminaria.

EMERGENCIA DESCENTRALIZADA.

No cuenta con una red de alimentación propia. Se necesita de kit de emergencia compuesto por un equipo de iluminación de emergencia, una batería y un indicador LED.

¿CÓMO FUNCIONA EL KIT DE EMERGENCIA?

Los Kit de emergencia suministrados por BPM son de uso permanente, es decir, funciona normalmente con su driver y además cuando falla la red general. El driver del Kit de emergencia comprueba que hay tensión en la red dejando que el driver de la luminaria trabaje en condiciones normales de utilización. Cuando hay un fallo de suministro eléctrico en la red, el driver del kit de emergencia permite liberar la energía acumulada en la batería alimentando los LEDs.

¿QUÉ NECESITO?

Se necesita la luminaria compuesta de su driver y LEDs y un kit de emergencia. En cualquier caso, la batería de los Kit de emergencia debe de ir externa a la luminaria por lo que se debe de prever un espacio para su alojamiento

¿CUÁNTOS KIT DE EMERGENCIA NECESITO?

Con un kit de emergencia se puede dar servicio a un solo driver de potencia inferior a 150W. Si una luminaria lleva más de un driver y se requiere que se ilumine completamente se necesitarán tantos kits de emergencia como drivers lleve la luminaria. En este caso si sólo se coloca un kit se iluminará únicamente la parte de la luminaria que lleve asociado el driver con el kit de emergencia.

DIMMING OPTIONS

CÓMO REGULO?

1..10V

How does it work?
The driver generates a 1V (minimum) to 10V (maximum) analogue signal a dimmer switch controller.
Dimming from 1 to 100%.

What do I need?
You need an L and N power source plus two control cables with + and – polarity and a compatible 1. 10V controller.
To switch off, install an ON-OFF switch with a 0.10V driver.

Can I dim the lights in more than one place?
It is not possible to control your lights from more than one point when you install a controller.
A conventional switch can be used to switch on and off from several points, but only one of them can be a dimmer.

PHASE CUT

How does it work?
Lights are dimmed by cutting the mains voltage at the beginning (leading) or the end (trailing) of the phase.
Dimming: 10/20-100% depending on driver.
The driver may make a noise when dimmed and flickering can occur at the lowest levels.

What do I need?
You only need an L and N power source. An additional control cable is not required, but a phase cut-off regulator is.
The dimmer switch must be LED compatible. Always consider the compatibility of the dimmer switch with the driver and whether it is cutting at the trailing or leading end of the phase.
The dimmer switch supplier can advise on compatibility.

Can I dim the lights in more than one place?
No. You cannot have more than one dimmer switch. You can only have one from a conventional ON-OFF switch (on and off only).

PUSH

How do they work?
The lights are dimmed with a switch, which is usually on. Press the push button quickly to turn the light on or off, and hold it in for the dimming function.
The range is from 1-5% to 100%.
Lighting may go out of synch when a single push button is used. It can usually be synchronised again by holding the button in for a specific time or using a pulse sequence determined by the driver.

What do I need?
All you need is a conventional push button without a pilot light.
No additional control pads are required.
PUSH dimmer switches require an L and N power supply plus an additional cable back to the push button. In some cases the driver needs an additional neutral input which must be bridged with the installation neutral.

Can I control my lights from more than one push button?
You can install several push buttons in a row for multi-point control. In this case, the wire back to the button must enter each driver in parallel and must not be bridged from driver to driver.
You can connect numerous lights to a single button, but the more lights you connect, the greater the risk of loss of synchronisation. The number of devices controlled by a push button depends on the driver (ask the technical team).

DALI

How does it work?
The Digital Addressable Lighting Interface (DALI) system allows you to control each DALI device. By device, we mean the driver and the sensor (not the luminaire). It uses a low-voltage bidirectional communication protocol to send and receive messages. DALI digitally controlled by a standard lighting control protocol under the IEC 62356 standard. Control from 1-5% to 100%
DALI keeps your lighting in sync.

Features:
DALI devices per BUS: 64
Number of DALI groups per BUS: 16
Number of DALI scenarios per BUS: 16
DALI Voltage: 9.5-22.5v, typically 16V
DALI system current: Max. 250 mA.
Maximum cable length: 300 m with a cross-section of 1.5 mm2

What do I need?
You need an L and N power supply plus two control signal wires. These control cables must be powered by a DALI BUS.
You also need regulators with DALI protocol support.

Can I dim the lights in more than one place?
There are two options: By means of DALI panels/interfaces directly connected to the DALI BUS that consume a DALI address for each panel placed and must be programmed; or through DALI dimmer switches that are connected to 230VaC and work by means of short presses to turn on/off and long presses to dim.

DIMMING OPTIONS

CÓMO REGULO?

1..10V

¿Cómo funciona?
El driver genera una señal analógica de 1V (mínimo) a 10V (máximo que llega a un controlador que regula la intensidad lumínica).
Regulación del 1 al 100%.

¿Qué necesito?
Se necesita una alimentación L y N más dos cables de control con polaridad + y – y un controlador compatible 1..10V
Si se quiere apagar se necesita colocar un regulador con ON-OFF o bien regular mediante driver 0..10V.

¿Puedo regular desde varios puntos?
No es posible regular desde varios puntos cuando se coloca un controlador. Se puede utilizar un interruptor convencional conmutado de manera que se pueda encender y apagar desde varios puntos pero sólo uno de ellos podrá regular.

CORTE DE FASE

¿Cómo funciona?
La regulación se realiza mediante corte de la onda de la tensión de red al inicio (leading) o al final (trailing) de la fase.
Regulación: 10/20-100% dependiendo del driver.
Puede generar ruido en el driver y al regular la intensidad al mínimo puede general flickering.

¿Qué necesito?
Sólo necesita alimentación L y N. No necesita cable adicional de control, pero sí un regulador de corte de fase.
El regulador debe de ser compatible con LED. Se debe de tener en cuenta la compatibilidad del regulador con el driver y si es corte por trailing o leading. Dicha compatibilidad la dará el proveedor del regulador.

¿Puedo regular desde varios puntos?
No se puede regular desde varios puntos. Sólo se puede regular desde un punto y conmutar el ON-OFF desde el interruptor convencional (sólo para encender y apagar).

PUSH

¿Cómo funciona?
Regulación a través de un pulsador normalmente abierto. La regulación se realiza con pulsaciones cortas para apagar/encender y una pulsación mantenida para el control de la intensidad lumínica.
Regulación del 1-5% al 100%.
Puede aparecer desincronización en la regulación de las luminarias con un solo pulsador. Se suele re-sincronizar generalmente con una pulsación mantenida durante un tiempo determinado o con una secuencia de pulsación determinada según el driver.

¿Qué necesito?
Se requiere de pulsadores convencionales sin piloto de luz y no necesita ningún tipo de pastilla de regulación adicional.
La regulación PUSH necesita de alimentación L y N más un cable adicional de vuelta al pulsador. En algunos casos el driver
puede necesitar una entrada adicional de neutro que debe de puentearse con el neutro de la instalación.

¿Puedo regular desde varios puntos?
Es posible colocar varios pulsadores en paralelo para control desde varios puntos. En este caso, el cable de vuelta al pulsador debe entrar a cada driver en paralelo y no se debe de puentear de un driver a otro.
Es posible colocar varios equipos a un mismo pulsador, pero a mayor cantidad de equipos mayor riesgo de desincronización.
El número de equipos soportados por un pulsador dependerá del driver (Consultar con el equipo técnico).

DALI

¿Cómo funciona?
El sistema de regulación DALI (Digital Adresable Lighting Interface) permite el control de cada dispositivo DALI. Se entiende por dispositivo el driver y el sensor (no la luminaria). Utiliza un protocolo de comunicación bidireccional de bajo voltaje que permite enviar y recibir mensajes.
Se regula de forma digital mediante un protocolo estándar de control de iluminación bajo el estándar IEC 62356. Regulación del 1-5% al 100%
Con DALI se evita cualquier tipo de desincronización.

Características:
Dispositivos DALI por cada BUS: 64
Cantidad de grupos DALI por cada BUS: 16
Cantidad de escenas DALI por cada BUS: 16
Tensión DALI: 9.5-22.5v, normalmente 16V
Corriente del sistema DALI: máx. 250mA.
Máxima longitud del cable: 300m con una sección transversal de 1.5mm2

¿Qué necesito?
Necesita alimentación L y N más dos cables de señal de control. Estos cables de control deben de estar alimentados mediante un BUS DALI.
Además, son necesarios reguladores que deben de indicar su compatibilidad con protocolo DALI.

¿Puedo regular desde varios puntos?
Existen dos opciones: Mediante paneles/interfaces DALI conectados directamente al BUS DALI que consumen una dirección DALI por cada panel colocado y que deben de ser programados; o a través de interruptores reguladores DALI que van conectados a 230VaC y funcionan mediante pulsaciones cortas para encender/apagar y pulsaciones mantenidas para regular.

TECH RECOMENDATIONS
RECOMENDACIONES TÉCNICAS

PUSH: OPTION 1

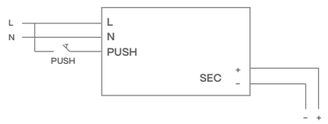

PUSH: OPTION 2

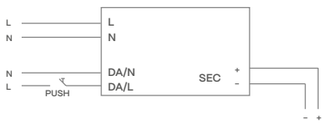

DALI

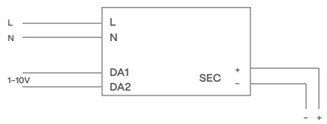

1-10 V

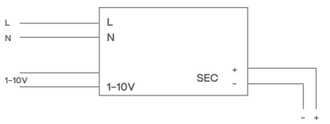

PHASE CUT



IP DEGREE OF PROTECTION

GRADO DE PROTECCIÓN IP

As IEC 60529 standard says, the IP protection degree specifies the different protection levels provided by the containers that protect the components in electrical or electronic equipment. The greater the IP protection degree, the more protected the equipment is. An IP XY protection degree indicates the following:

X: Describes the level of protection against dust and other particles

Según la Norma IEC 60529, el grado de protección IP especifica los diferentes niveles de protección aportados por los contenedores que resguardan los componentes de los equipos eléctricos o electrónicos. Cuanto mayor es el grado de protección IP, más protegido está el equipamiento. Un grado de protección IP XY indica lo siguiente:

X: Describe el nivel de protección contra polvo y otras partículas

X	PROTECTION GRADE AGAINST DUST	GRADO DE PROTECCIÓN CONTRA POLVO
0	Without protection	Sin protección
1	Protected against solids bigger than 50 mm	Protegida contra sólidos de más de 50 mm
2	Protected against solids bigger than 12 mm	Protegida contra sólidos de más de 12 mm
3	Protected against solids bigger than 2,5 mm	Protegida contra sólidos de más de 2,5 mm
4	Protected against solids bigger than 1 mm	Protegida contra sólidos de más de 1 mm
5	Protection against the entrance of dust	Protegida contra la entrada de polvo
6	Full protected against dust	Totalmente protegida del polvo

Y: Describes the level against liquids

Y: Describe el nivel de protección contra líquidos

Y	PROTECTION GRADE AGAINST LIQUIDS	GRADO DE PROTECCIÓN CONTRA LÍQUIDOS
0	Without protection	Sin protección
1	Protected against drops of water falling vertically	Protegida contra la caída vertical de gotas de agua
2	Protected against drops of water falling at a maximum inclination of 15º	Protegida contra la caída de gotas de agua con inclinación máxima de 15º
3	Protected against sprayed water	Protegida contra agua pulverizada
4	Protected against splashes of water	Protegida contra las proyecciones de agua
5	Protected against jets of water	Protegida contra los chorros de agua
6	Protected against hide tide	Protegida contra mar gruesa
7	Protected against pluning effects	Protegida contra los efectos de la inmersión
8	Protected against long inmersion	Protegida contra la inmersión prolongada

*Specialized cleaning procedures are not covered by IP ratings. It is recommended that manufacturers provide, if necessary, adequate information regarding cleaning procedures. This is in accordance with the recommendations contained in IEC 60529 for special cleaning procedures.

*Los procedimientos especializados de limpieza no están cubiertos por los grados de protección IP. Se recomienda que los fabricantes suministren, si es necesario, una adecuada información en lo referente a los procedimientos de limpieza. Esto está de acuerdo con las recomendaciones contenidas en la Norma IEC 60529 para los procedimientos de limpieza especiales.





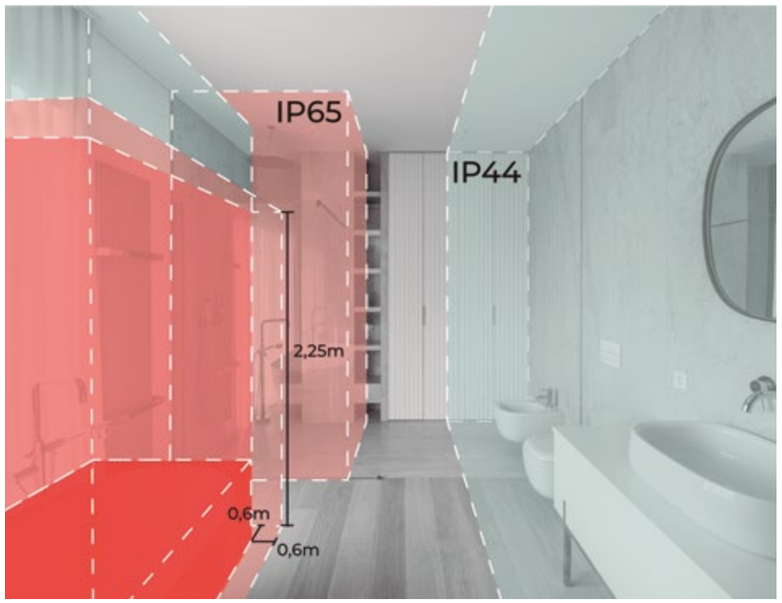

BPM Lighting®

SCAN TO FIND OUT MORE DETAIL ABOUT OUR PRODUCTS.

ESCANEA Y DESCUBRE TODO SOBRE NUESTROS PRODUCTOS.

BPM Lighting S.L. reserves the right to reproduce total or partially this catalogue as Copyright owner.

The content its up to date at the day of print, nevertheless, due to continuous product development and improvement, BPM Lighting reserves the right to alter it without prior notice.

Last catalogue version in bpmlighting.com

Design and layout BPM Lighting Team

BPM Lighting S.L. se reserva el derecho de reproducción total o parcial de este catálogo como propietario del Copyright.

El contenido está actualizado en la fecha de impresión, sin embargo, debido al continuo desarrollo y mejora de los productos, BPM Lighting se reserva el derecho de modificarlo sin previo aviso.

Última versión de catálogo en bpmlighting.com

Diseño y maquetación Equipo BPM Lighting

BPM Lighting Copyright © 2026